



US00D958127S

(12) **United States Design Patent**
Zhang

(10) **Patent No.:** **US D958,127 S**
(45) **Date of Patent:** **** Jul. 19, 2022**

(54) **SIGNAL REPEATER FOR MOBILE PHONE**

(71) Applicant: **Shenzhen Fuzhixing Electronics Co., Ltd.**, Shenzhen (CN)

(72) Inventor: **Fuyuan Zhang**, Shenzhen (CN)

(**) Term: **15 Years**

(21) Appl. No.: **29/769,940**

(22) Filed: **Feb. 8, 2021**

(51) **LOC (13) Cl.** **14-03**

(52) **U.S. Cl.**
USPC **D14/240**

(58) **Field of Classification Search**

USPC D14/240, 242, 357, 358, 140-140.9, 155,
D14/125, 137, 139, 243, 348, 349, 351,
D14/354, 355, 433, 435.1
CPC H04L 12/00; H03K 17/00; H04W 88/00;
H04W 88/005; H04W 88/02; H04W
88/08; H04W 88/085; H04W 88/10;
H04W 88/12; H04W 88/14; H04B 1/38
See application file for complete search history.

(56) **References Cited**

U.S. PATENT DOCUMENTS

D264,968 S	*	6/1982	Iwata	D14/155
D305,230 S	*	12/1989	Math	D14/433
D324,514 S	*	3/1992	Ishida	D14/358
D336,302 S	*	6/1993	Kwang	D14/140.4
D379,174 S	*	5/1997	Kornblum	D14/188
D420,666 S	*	2/2000	Lanclos	D14/188
D423,502 S	*	4/2000	Lanclos	D14/188
D464,647 S	*	10/2002	Goto	D14/348
D464,965 S	*	10/2002	Wang	D14/358
D530,317 S	*	10/2006	Johnson	D14/242
D548,723 S	*	8/2007	Mizokawa	D14/188
D594,456 S	*	6/2009	Huang	D14/358

D725,099 S	*	3/2015	Neumann	D10/78
D784,330 S	*	4/2017	Zhou	D14/240
D843,959 S	*	3/2019	Tang	D14/125
D870,085 S	*	12/2019	Zhang	D14/188
D870,086 S	*	12/2019	Zhang	D14/188
D908,669 S	*	1/2021	Marti	D14/240
D920,963 S	*	6/2021	Zhao	D14/242
D921,622 S	*	6/2021	Li	D14/242
D931,242 S	*	9/2021	Walter	D14/125
D931,243 S	*	9/2021	Walter	D14/125
D944,236 S	*	2/2022	Zou	D14/240

FOREIGN PATENT DOCUMENTS

CN	306738499	*	8/2021
CN	306761114	*	8/2021
CN	306956183	*	11/2021

* cited by examiner

Primary Examiner — Bridget L Eland

(74) *Attorney, Agent, or Firm* — Novoclaims Patent Services LLC; Mei Lin Wong

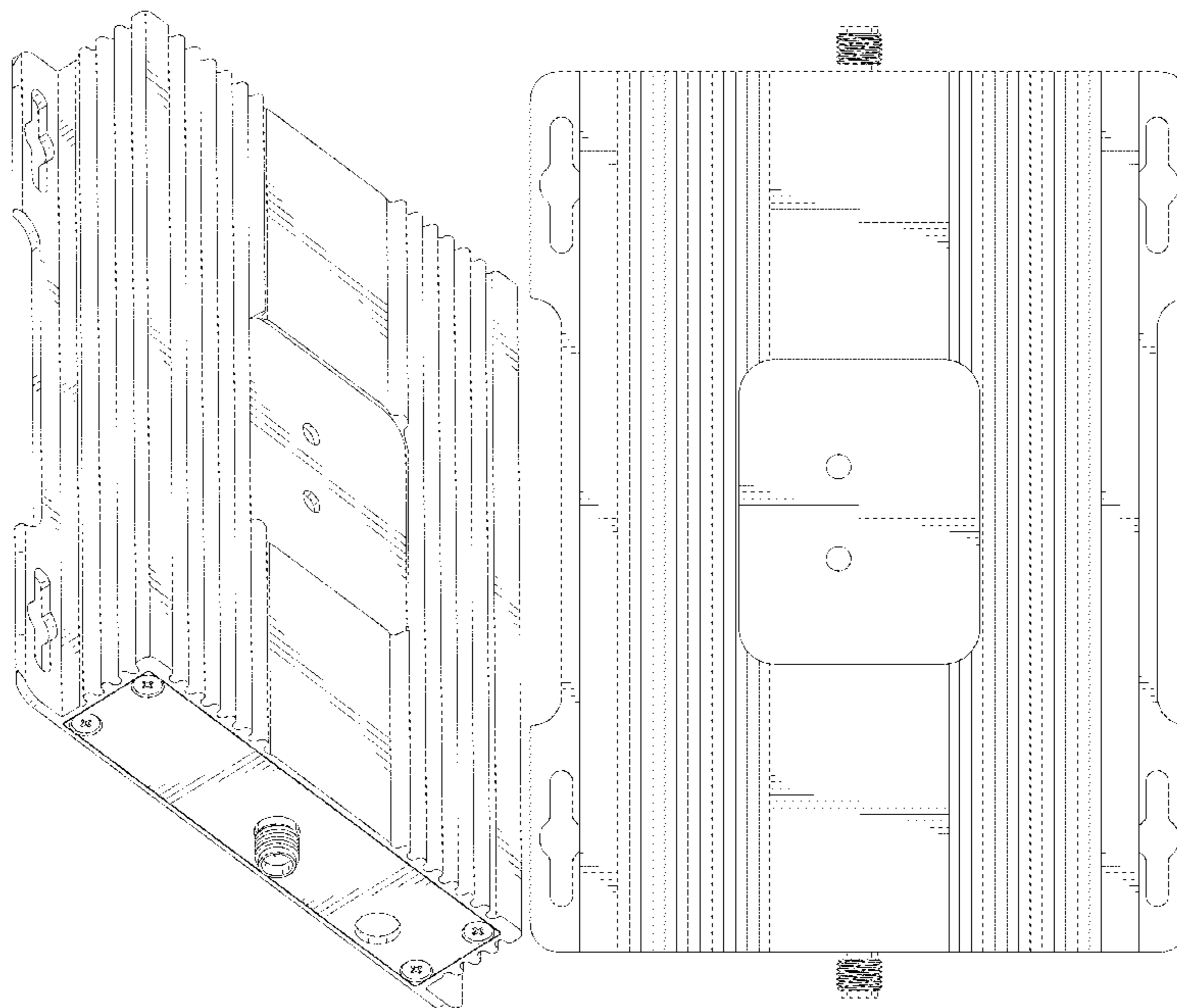
(57) **CLAIM**

The ornamental design for a signal repeater for mobile phone, as shown and described.

DESCRIPTION

FIG. 1 is a front perspective view of a signal repeater for mobile phone showing my new design; FIG. 2 is a rear perspective view thereof; FIG. 3 is a front view thereof; FIG. 4 is a rear view thereof; FIG. 5 is a left side view thereof; FIG. 6 is a right side view thereof; FIG. 7 is a top view thereof; and, FIG. 8 is a bottom view thereof.

1 Claim, 8 Drawing Sheets



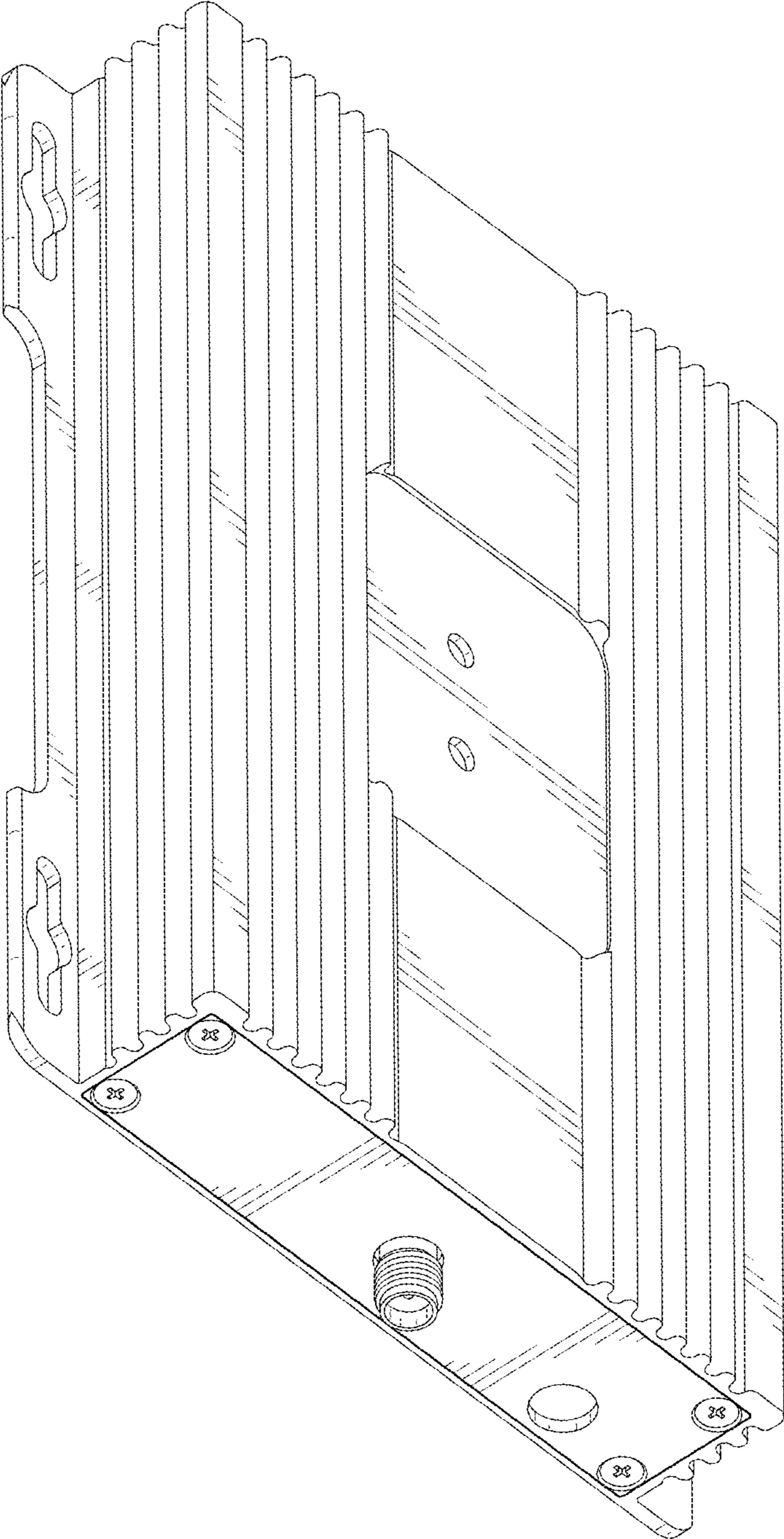


FIG.1

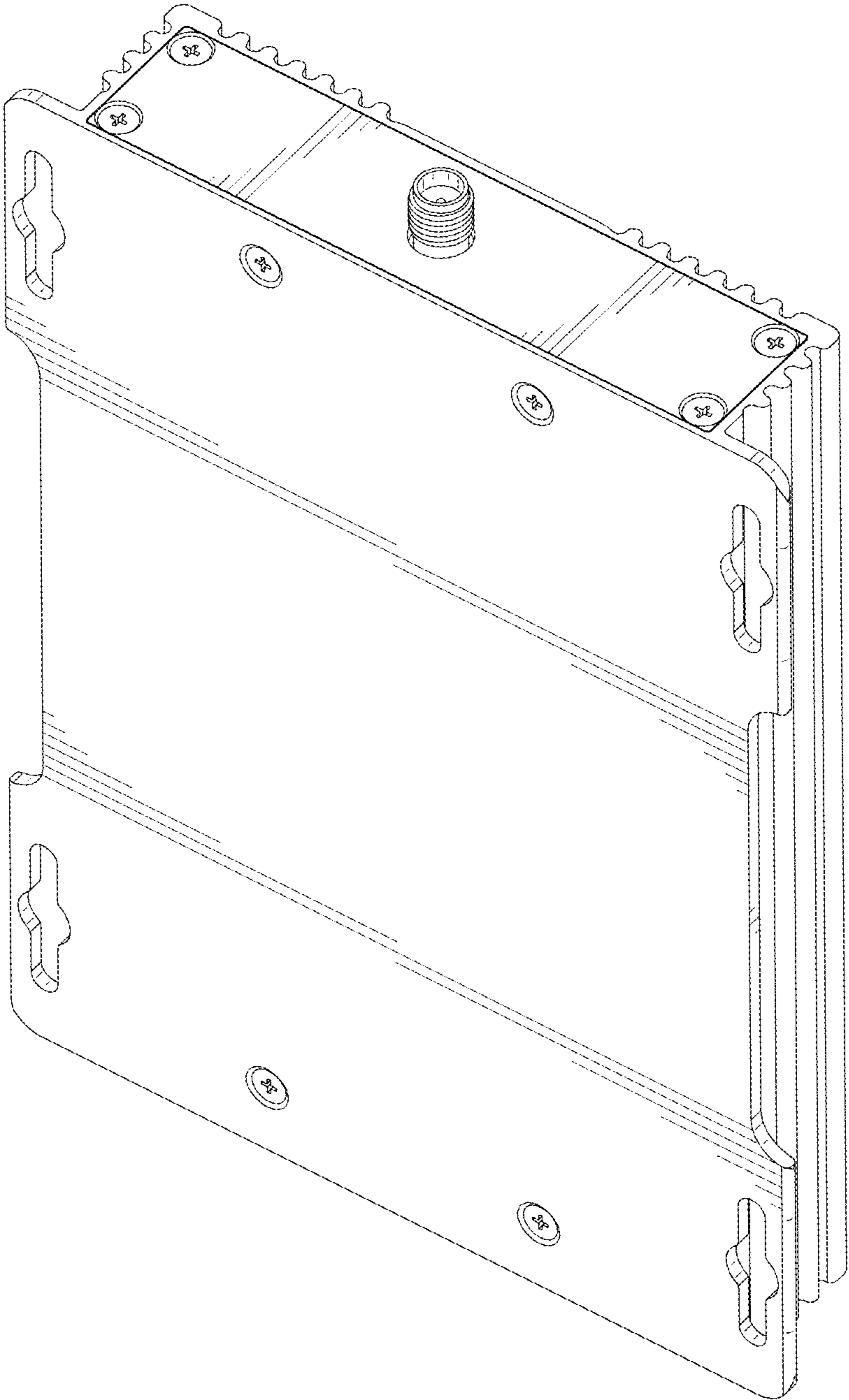


FIG.2

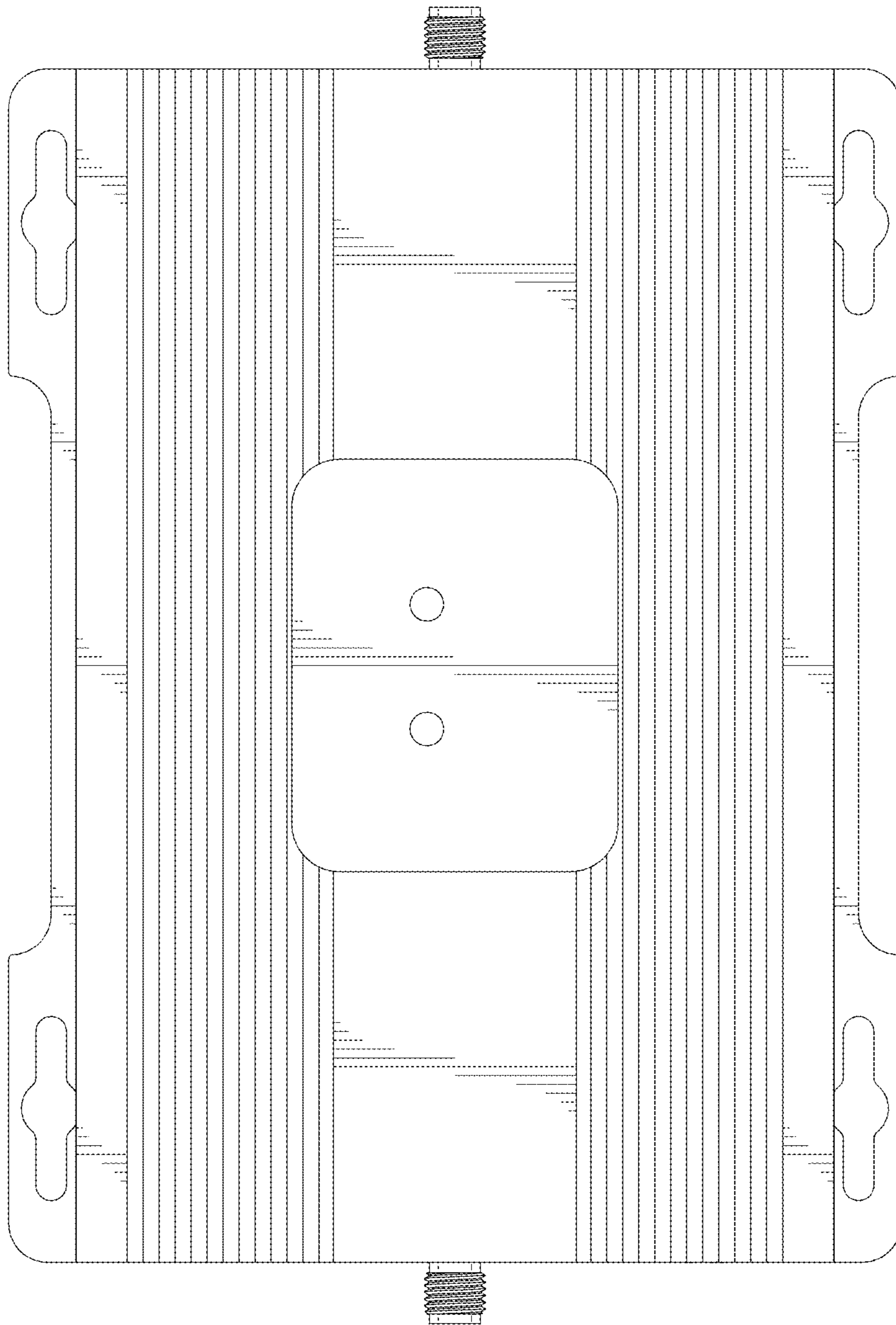


FIG.3




FIG.4

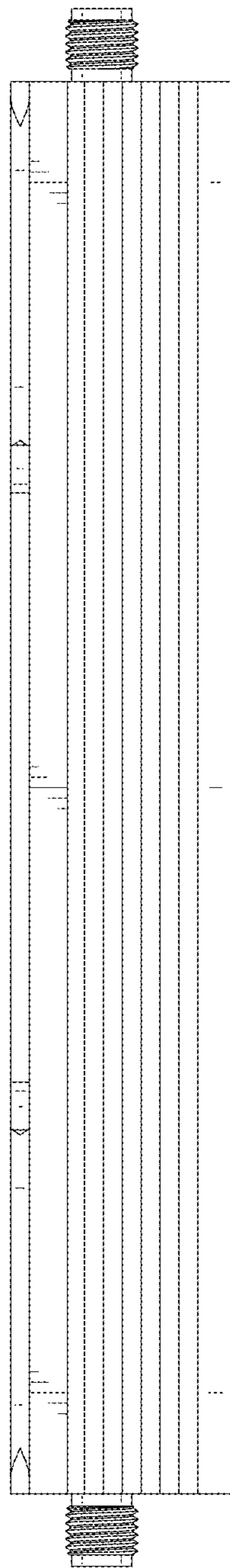


FIG.5




FIG.6

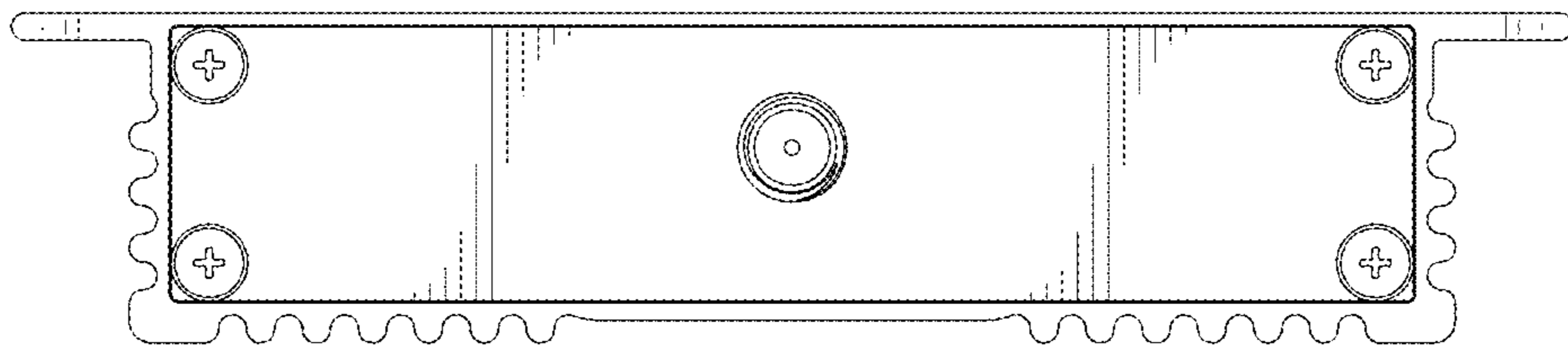


FIG.7

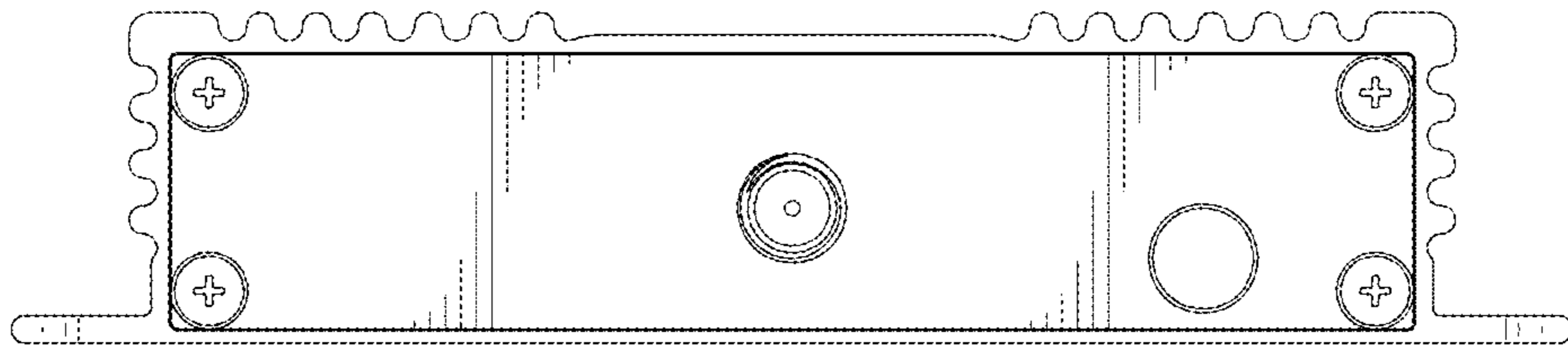


FIG.8