



US00D958092S

(12) **United States Design Patent** (10) **Patent No.:** **US D958,092 S**
Musser et al. (45) **Date of Patent:** **** Jul. 19, 2022**

(54) **CONTACT**
(71) Applicant: **Samtec, Inc.**, New Albany, IN (US)
(72) Inventors: **Randall E. Musser**, New Albany, IN (US); **Jonathan E. Buck**, New Albany, IN (US)

D489,687 S 5/2004 Kawase et al.
6,746,281 B1 6/2004 Zhang
D500,740 S 1/2005 Fan
D505,920 S 6/2005 Moritake
6,918,776 B2 7/2005 Spink, Jr.
D517,495 S 3/2006 Fan
D561,696 S 2/2008 Chen et al.
7,341,482 B2 3/2008 Ngo

(Continued)

(73) Assignee: **SAMTEC, INC.**, New Albany, IN (US)

(**) Term: **15 Years**

(21) Appl. No.: **29/759,286**

(22) Filed: **Nov. 20, 2020**

(51) **LOC (13) Cl.** **13-03**

(52) **U.S. Cl.**
USPC **D13/154**

(58) **Field of Classification Search**
USPC D13/118, 123, 133, 146, 147, 149, 151,
D13/154, 184, 199
CPC H01R 13/02; H01R 13/03; H01R 13/41;
H01R 13/658; H01R 13/6585; H01R
12/57; H01R 12/707; H01R 4/028; H01R
43/16

See application file for complete search history.

(56) **References Cited**

U.S. PATENT DOCUMENTS

3,115,379 A * 12/1963 McKee H01R 13/28
439/290
4,647,130 A 3/1987 Blair et al.
5,618,191 A 4/1997 Chikano et al.
D407,690 S 4/1999 Lai et al.
D451,885 S 12/2001 Hisatomi et al.
6,325,644 B1 * 12/2001 Lemke H01R 12/57
439/83
6,343,951 B1 2/2002 Ono et al.
D455,127 S 4/2002 Wu
6,634,894 B1 10/2003 Ko
6,699,048 B2 3/2004 Johnson et al.
D489,039 S 4/2004 Kawase et al.

FOREIGN PATENT DOCUMENTS

CN 2508424 Y 8/2002
CN 2772061 Y 4/2006

(Continued)

OTHER PUBLICATIONS

Official Communication issued in corresponding Chinese Patent Application No. 201910602689.8, dated Aug. 23, 2021.

(Continued)

Primary Examiner — Derrick E Holland
(74) *Attorney, Agent, or Firm* — Keating & Bennett, LLP


(57) **CLAIM**

The ornamental design for a contact, as shown and described.

DESCRIPTION

FIG. 1 is a top, front, and left side perspective view of a contact showing our new design;
FIG. 2 is a bottom, back, and right side perspective view thereof;
FIG. 3 is a front view thereof;
FIG. 4 is a back view thereof;
FIG. 5 is a right view thereof;
FIG. 6 is a left view thereof;
FIG. 7 is a top view thereof; and,
FIG. 8 is a bottom view thereof.

1 Claim, 8 Drawing Sheets



(56)

References Cited

U.S. PATENT DOCUMENTS

7,377,795	B2 *	5/2008	Vicich	H05K 3/3426 439/83
D576,558	S *	9/2008	Chiang	D13/154
7,422,447	B2	9/2008	Daily et al.	
D607,836	S *	1/2010	Yang	D13/154
D622,671	S *	8/2010	Wang	D13/133
8,727,810	B2 *	5/2014	Yoshida	H01R 4/028 439/862
8,727,815	B1	5/2014	Mongold et al.	
D714,227	S *	9/2014	Buck	D13/154
9,142,932	B2 *	9/2015	Liaw	H01R 43/16
D748,063	S *	1/2016	Buck	D13/154
D816,044	S *	4/2018	Zerebilov	D13/154
2006/0178022	A1	8/2006	Liu	
2006/0196857	A1 *	9/2006	Vicich	H01R 4/028 219/121.69
2009/0130912	A1	5/2009	Shuey et al.	
2011/0201234	A1	8/2011	Long	
2011/0256763	A1	10/2011	De Geest et al.	
2012/0083155	A1	4/2012	Minich et al.	
2012/0094544	A1	4/2012	Sato et al.	
2012/0238145	A1	9/2012	Zhang et al.	
2012/0322305	A1	12/2012	Uchiyama	
2013/0316586	A1	11/2013	Nagamine	
2016/0064837	A1	3/2016	Yu et al.	
2016/0134057	A1	5/2016	Buck et al.	
2017/0125946	A1	5/2017	Horchler et al.	

FOREIGN PATENT DOCUMENTS

CN	201639018	U	11/2010
CN	102832492	A	12/2012
CN	103427204	A	12/2013
CN	105449427	A	3/2016
EP	1 544 949	A1	6/2005
JP	2002-083637	A	3/2002
JP	2014-165029	A	9/2014
TW	D163688	S	10/2014
TW	I558026	B	11/2016
TW	D197460	S	5/2019
TW	D197461	S	5/2019
TW	D198415	S	7/2019
TW	D198416	S	7/2019
TW	D199668	S	9/2019

OTHER PUBLICATIONS

Official Communication issued in corresponding Taiwanese Patent Application No. 109142234, dated Sep. 16, 2021.

Musser et al., "Connector With Top- and Bottom-Stitched Contacts"; U.S. Appl. No. 17/056,486, filed Nov. 18, 2020.

Musser et al., "Contact", U.S. Appl. No. 29/655,784, filed Jul. 6, 2018.

Musser et al., "Contact", U.S. Appl. No. 29/655,786, filed Jul. 6, 2018.

Musser et al., "Connector and Contact", U.S. Appl. No. 29/652,012, filed Nov. 5, 2018.

Musser et al., "Connector", U.S. Appl. No. 29/652,014, filed Dec. 17, 2018.

Musser et al., "Connector", U.S. Appl. No. 29/652,015, filed Dec. 17, 2018.

Musser et al., "Connector", U.S. Appl. No. 29/709,518, filed Oct. 15, 2019.

Musser et al., "Connector", U.S. Appl. No. 29/716,201, filed Dec. 6, 2019.

Musser et al., "Connector", U.S. Appl. No. 29/716,202, filed Dec. 6, 2019.

Official Communication issued in International Patent Application No. PCT/US2020/062389, dated Mar. 22, 2021.

Official Communication issued in corresponding Taiwanese Patent Application No. 109305929, dated Feb. 2, 2021.

Official Communication issued in corresponding Taiwanese Patent Application No. 109305930, dated Feb. 2, 2021.

Official Communication issued in corresponding Taiwanese Patent Application No. 109305931, dated Feb. 3, 2021.

Official Communication issued in corresponding Taiwanese Patent Application No. 109300858, dated Feb. 5, 2021.

Official Communication issued in corresponding Taiwanese Patent Application No. 109305927, dated Feb. 2, 2021.

Official Communication issued in corresponding Taiwanese Patent Application No. 109305928, dated Feb. 2, 2021.

Musser et al., "Connector", U.S. Appl. No. 29/773,719, filed Mar. 11, 2021.

Musser et al., "Contact", U.S. Appl. No. 29/773,721, filed Mar. 11, 2021.

Musser et al., "Contact", U.S. Appl. No. 29/773,722, filed Mar. 11, 2021.

Musser et al., "Connector", U.S. Appl. No. 29/773,723, filed Mar. 11, 2021.

Musser et al., "Connector", U.S. Appl. No. 29/773,724, filed Mar. 11, 2021.

Musser et al., "Connector", U.S. Appl. No. 29/773,725, filed Mar. 11, 2021.

Musser et al., "Connector and Contact", U.S. Appl. No. 29/832,053, filed Mar. 24, 2022.

Musser et al., "Connector", U.S. Appl. No. 29/832,052, filed Mar. 24, 2022.

* cited by examiner

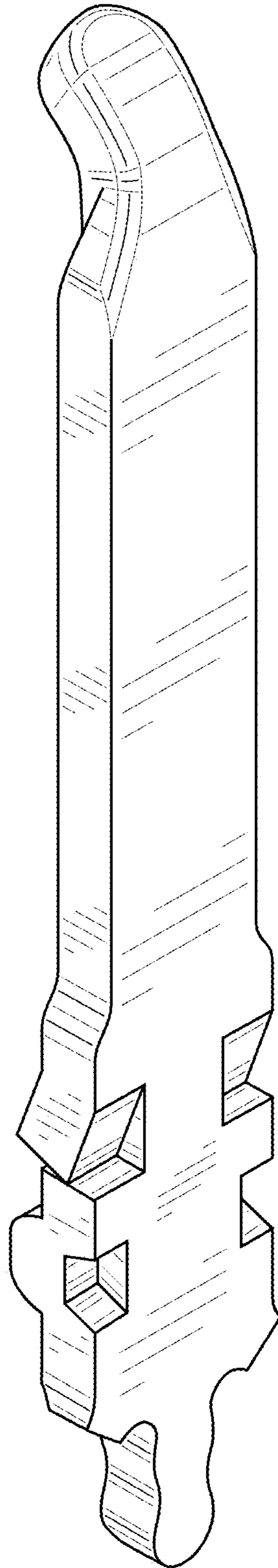


FIG. 1

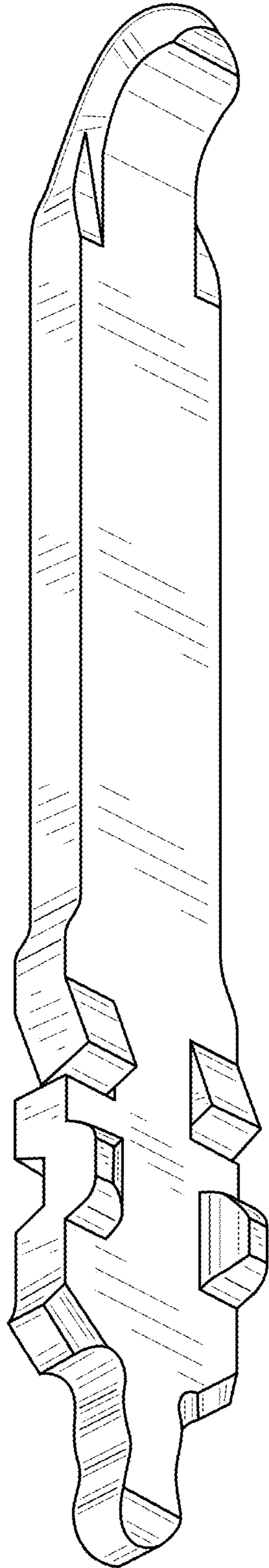


FIG. 2

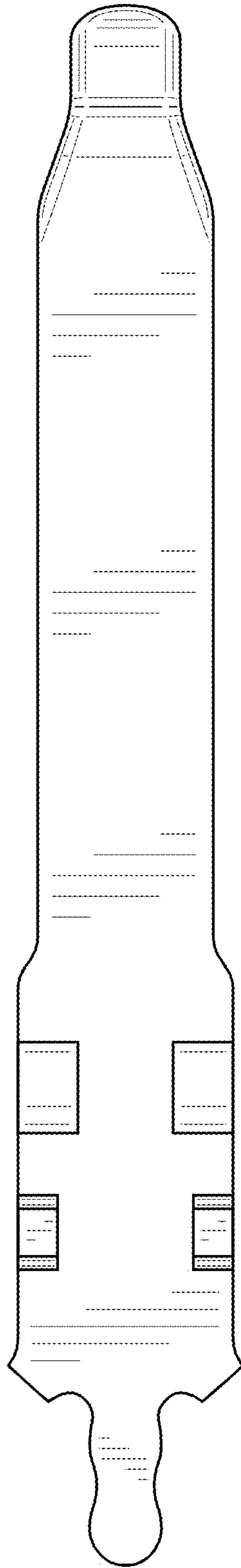


FIG. 3




FIG. 4

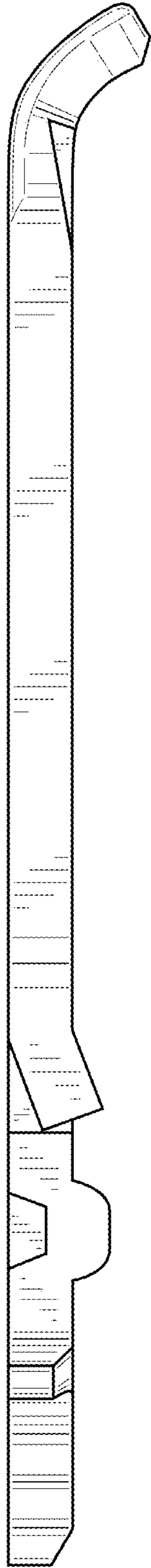


FIG. 5




FIG. 6

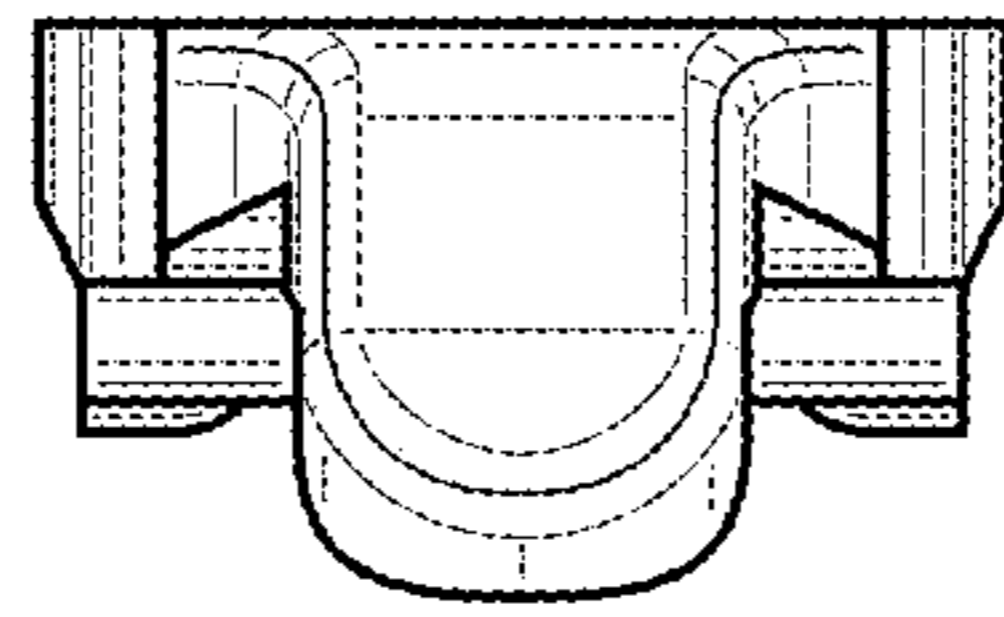


FIG. 7

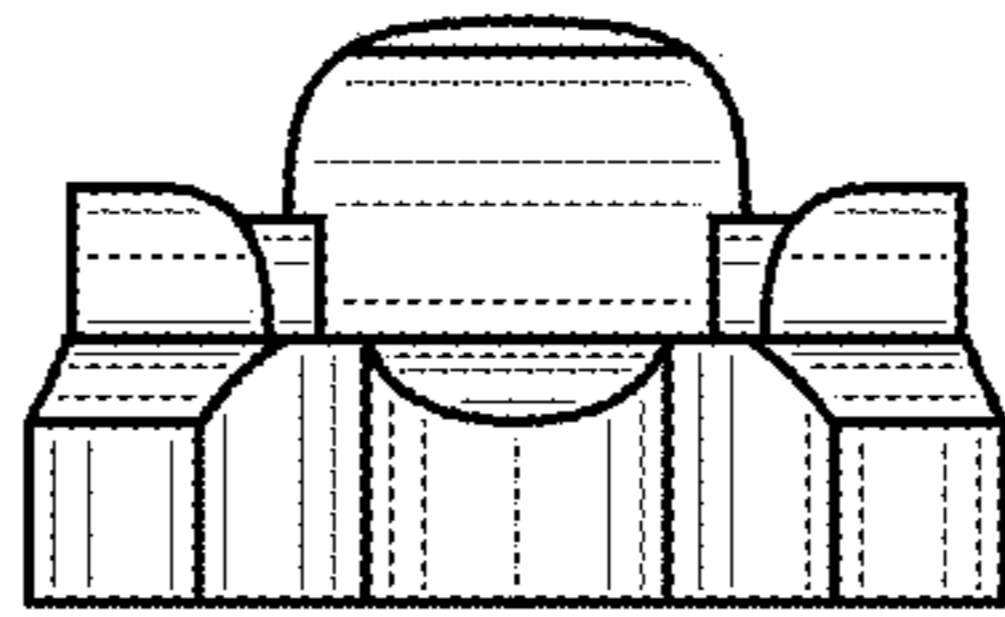


FIG. 8