



US00D958091S

(12) **United States Design Patent** (10) **Patent No.:** **US D958,091 S**
Klein (45) **Date of Patent:** **** Jul. 19, 2022**

(54) **GRIPPED WIRE CONNECTOR WITH SQUARE BUMPS**

(71) Applicant: **John E. Klein**, Chandler, AZ (US)

(72) Inventor: **John E. Klein**, Chandler, AZ (US)

(**) Term: **15 Years**

(21) Appl. No.: **29/736,433**

(22) Filed: **May 29, 2020**

(51) **LOC (13) Cl.** **13-03**

(52) **U.S. Cl.**
USPC **D13/150**

(58) **Field of Classification Search**
USPC D13/103, 118-120, 123, 133, 146, 147,
D13/149, 150, 154, 184, 199; D9/452,
D9/453; D19/194
CPC ... H01R 4/00; H01R 4/12; H01R 4/22; H01R
4/48; H01R 43/04; H02G 15/04; H02G
15/08

See application file for complete search history.

(56) **References Cited**

U.S. PATENT DOCUMENTS

D126,574 S *	4/1941	Deibel	D26/113
D175,257 S *	8/1955	Hopkins	D9/449
D190,583 S *	6/1961	Schinske	D13/150
3,483,310 A *	12/1969	Krup	H01R 4/22 174/87
D233,992 S *	12/1974	Marr	D13/150
D310,969 S *	10/1990	Butler	D9/453
D321,861 S *	11/1991	Wennemar	D13/150
D330,011 S *	10/1992	Miller	D13/150
D338,159 S *	8/1993	Densky	D9/453
5,315,066 A *	5/1994	Spiteri, Sr.	H01R 4/22 174/87
5,910,643 A *	6/1999	Laine	H01R 4/22 174/87
D426,439 S *	6/2000	Hames	D8/40

D471,234 S *	3/2003	Okutani	D19/194
6,677,530 B2	1/2004	Blaha et al.	
D503,684 S *	4/2005	Popovici	D13/150
D523,821 S	6/2006	Michaud et al.	
D537,416 S *	2/2007	Fortin	D13/156
7,365,270 B2	4/2008	Michaud et al.	

(Continued)

OTHER PUBLICATIONS

175PCS Electrical Wire Connectors Screw Terminals, dated Mar. 26, 2019, [online], [site visited Aug. 13, 2021]. Available from Internet, URL: <https://www.amazon.com/Electrical-Connectors-Terminals-Connection-Assortment/dp/B07KFD6LBR/> (Year: 2019).*

(Continued)

Primary Examiner — Shawn T Gingrich
(74) *Attorney, Agent, or Firm* — Booth Udall Fuller, PLC; Kenneth C. Booth

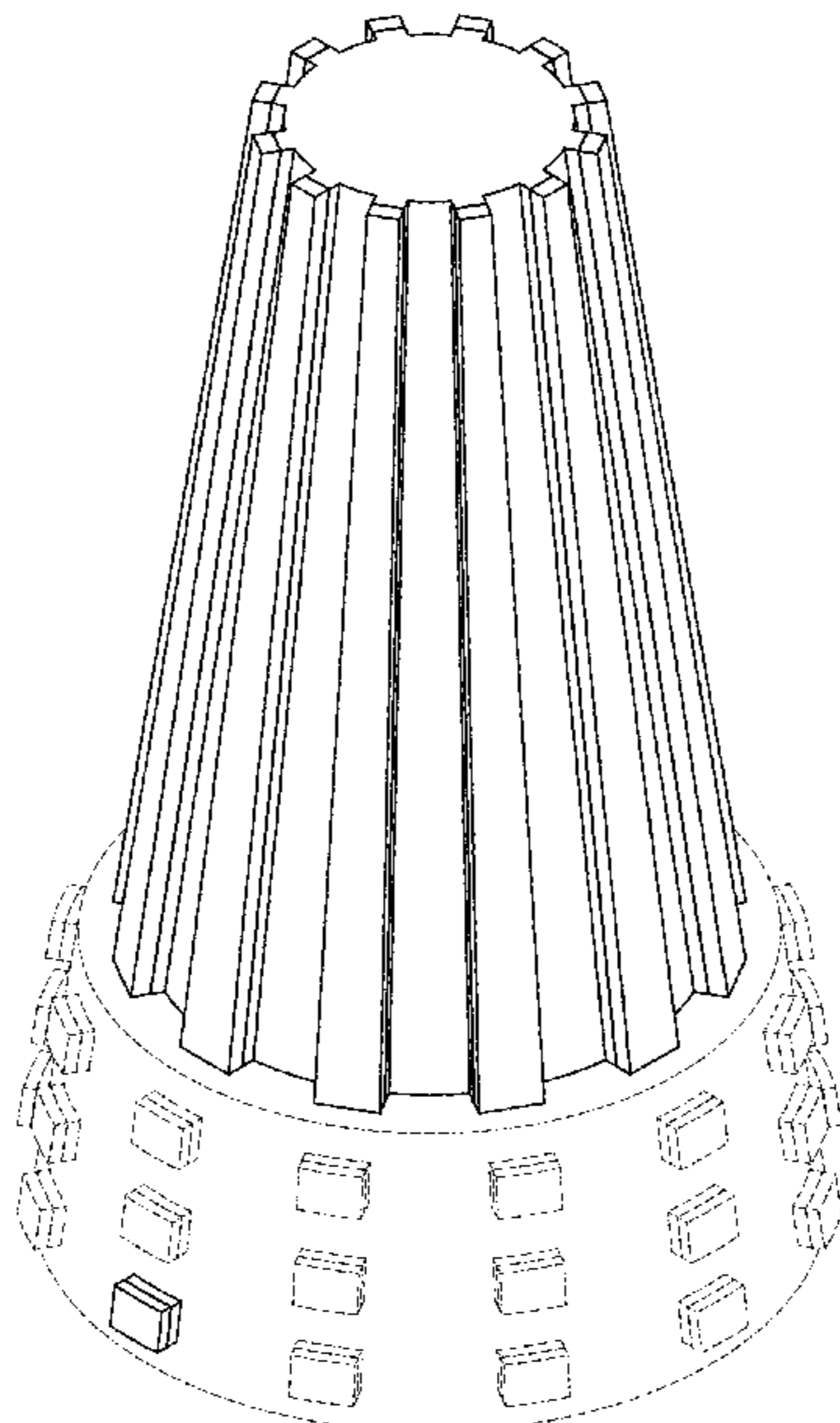
(57) **CLAIM**

I claim the ornamental design for a gripped wire connector with square bumps, as shown and described.

DESCRIPTION

FIG. 1 is a front view for a gripped wire connector with square bumps;
FIG. 2 is a right side view thereof;
FIG. 3 is a left side view thereof;
FIG. 4 is a top view thereof;
FIG. 5 is a bottom view thereof;
FIG. 6 is a back view thereof;
FIG. 7 is a front perspective view thereof;
FIG. 8 is a rear perspective view thereof; and,
FIG. 9 is a cross-sectional view thereof taken along section lines FIG. 9-FIG. 9 of FIG. 1.
The broken lines in the figures represent portions of the article which form no part of the claimed design.

1 Claim, 9 Drawing Sheets



(56)

References Cited

U.S. PATENT DOCUMENTS

D581,536 S * 11/2008 Meswania A61F 2/30771
D24/155
D590,713 S * 4/2009 Ray D9/450
8,525,026 B1 * 9/2013 Rhea H01R 43/00
174/87
9,017,112 B1 * 4/2015 Knowles H01R 4/22
439/750
D732,389 S * 6/2015 Nickel D9/453
9,391,388 B1 * 7/2016 King, Jr. H01R 4/22
D777,111 S * 1/2017 Zantout D13/150
D904,189 S * 12/2020 Twede D9/453
2010/0018741 A1 * 1/2010 Rhea H01R 4/22
174/87

OTHER PUBLICATIONS

Standard Wire Connector, Assortment (30-Pack), dated Feb. 5, 2019, [online], [site visited Aug. 13, 2021]. Available from Internet, URL: <https://www.homedepot.com/p/Commercial-Electric-Standard-Wire-Connector-Assortment-30-Pack-778128/302686297> (Year: 2019).*

CLD Wire Connectors, dated Jul. 23, 2017, [online], [site visited Aug. 13, 2021]. Available from Internet, URL: <http://cldinc.ca/screw-on-wire-connectors> (Year: 2017).*

NSI Industries WWC-GR-B Easy-Twist Grounding Wire Connector, dated May 16, 2013, [online], [site visited Aug. 13, 2021]. Available from Internet, URL: <https://www.amazon.com/NSI-Industries-WWC-GR-B-Easy-Twist-Grounding/dp/B00CTU56I0/> (Year: 2013).*

Twister® ProfLEX™ Wire Connector, Model 347 Red/Yellow: <https://idealind.com/shop/twister-profex-347-box-of-50.html>.

* cited by examiner

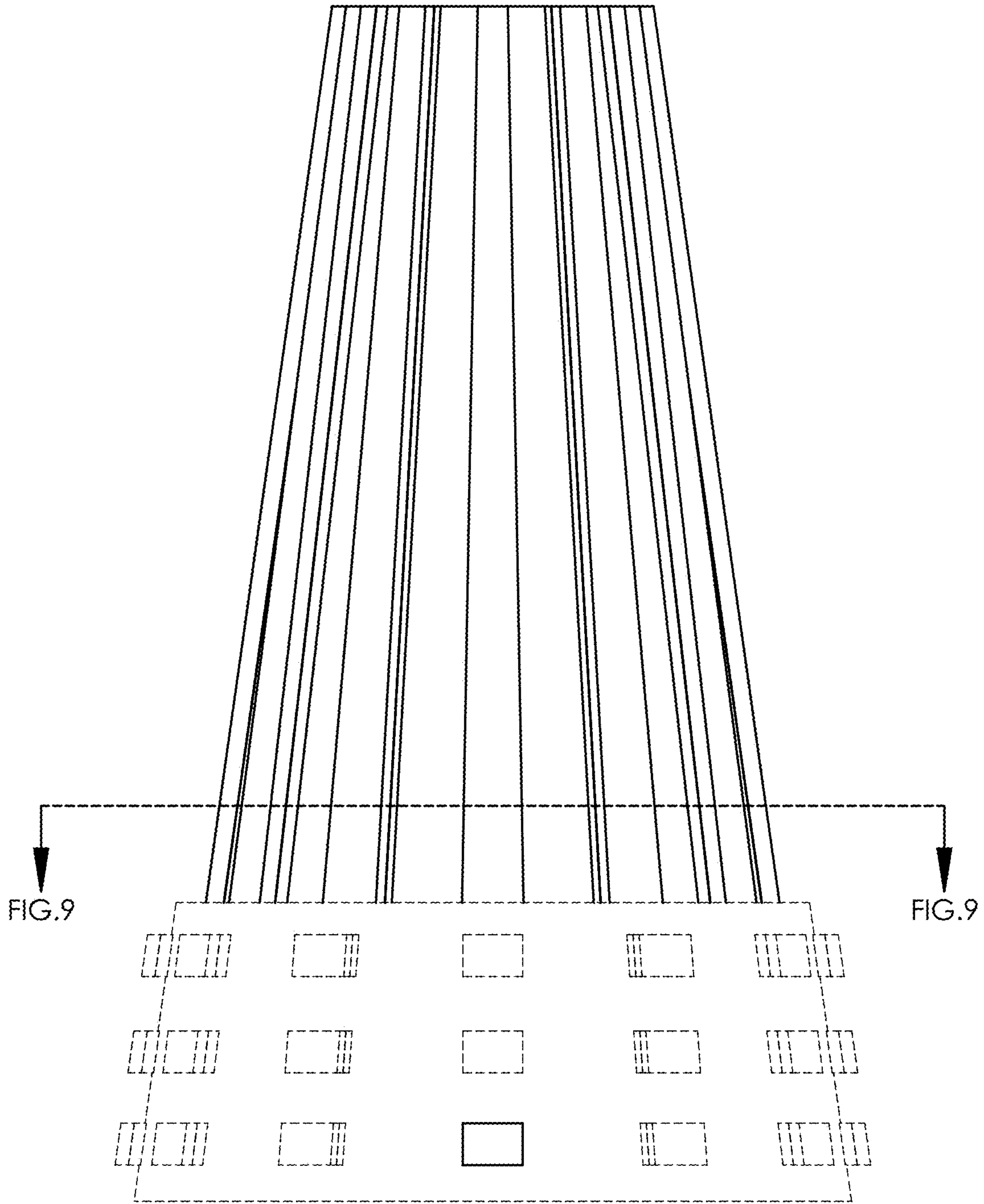


FIG. 1

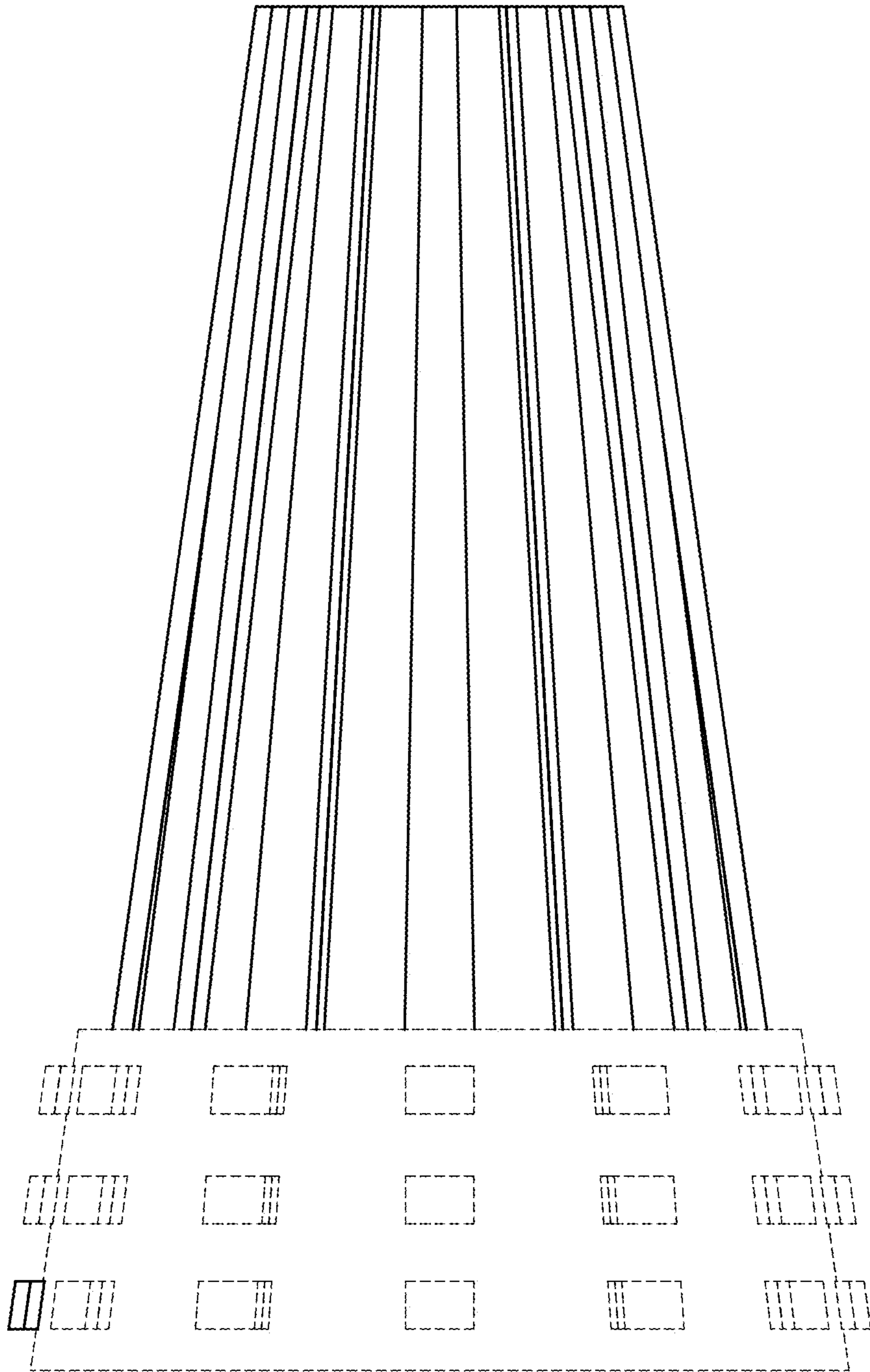


FIG. 2

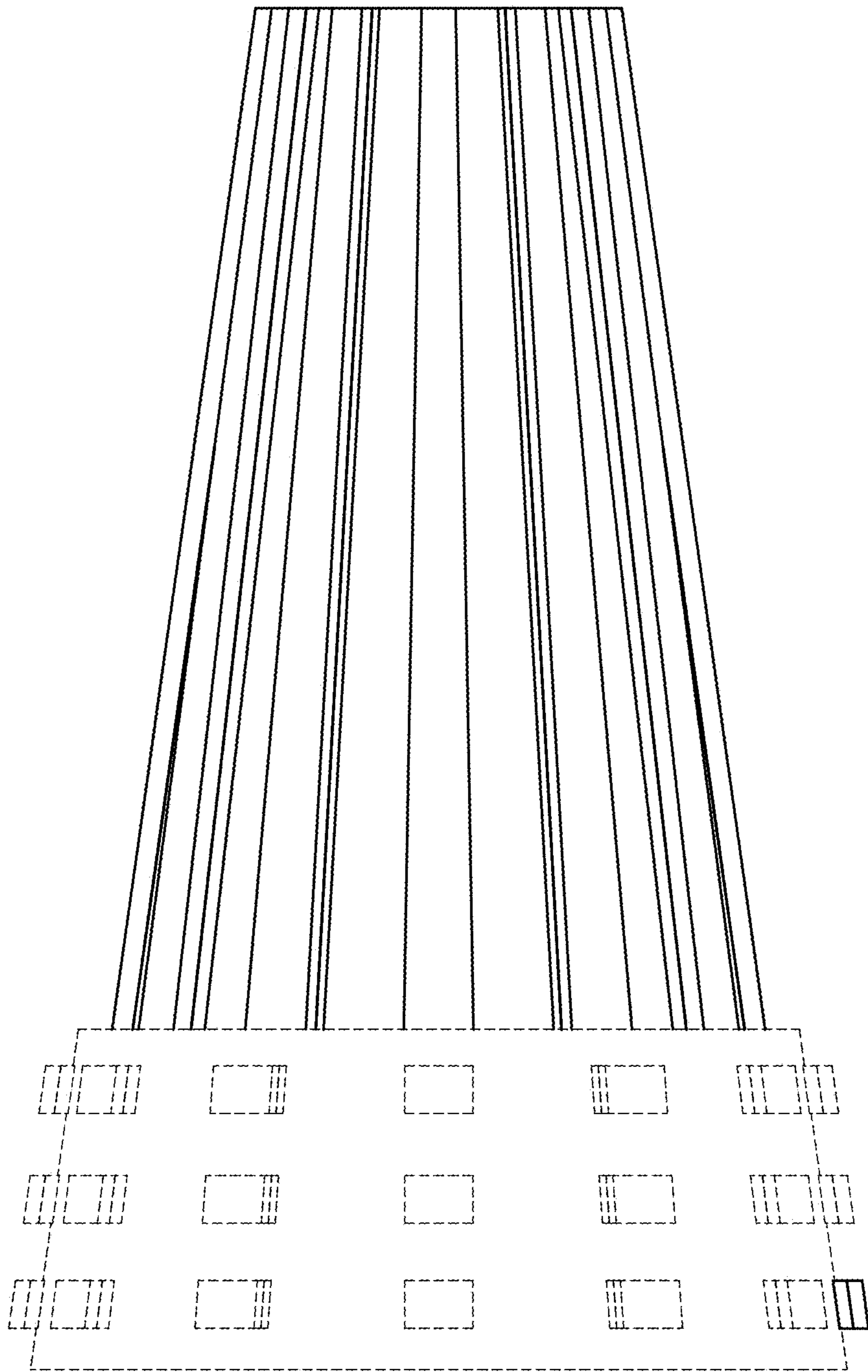


FIG. 3

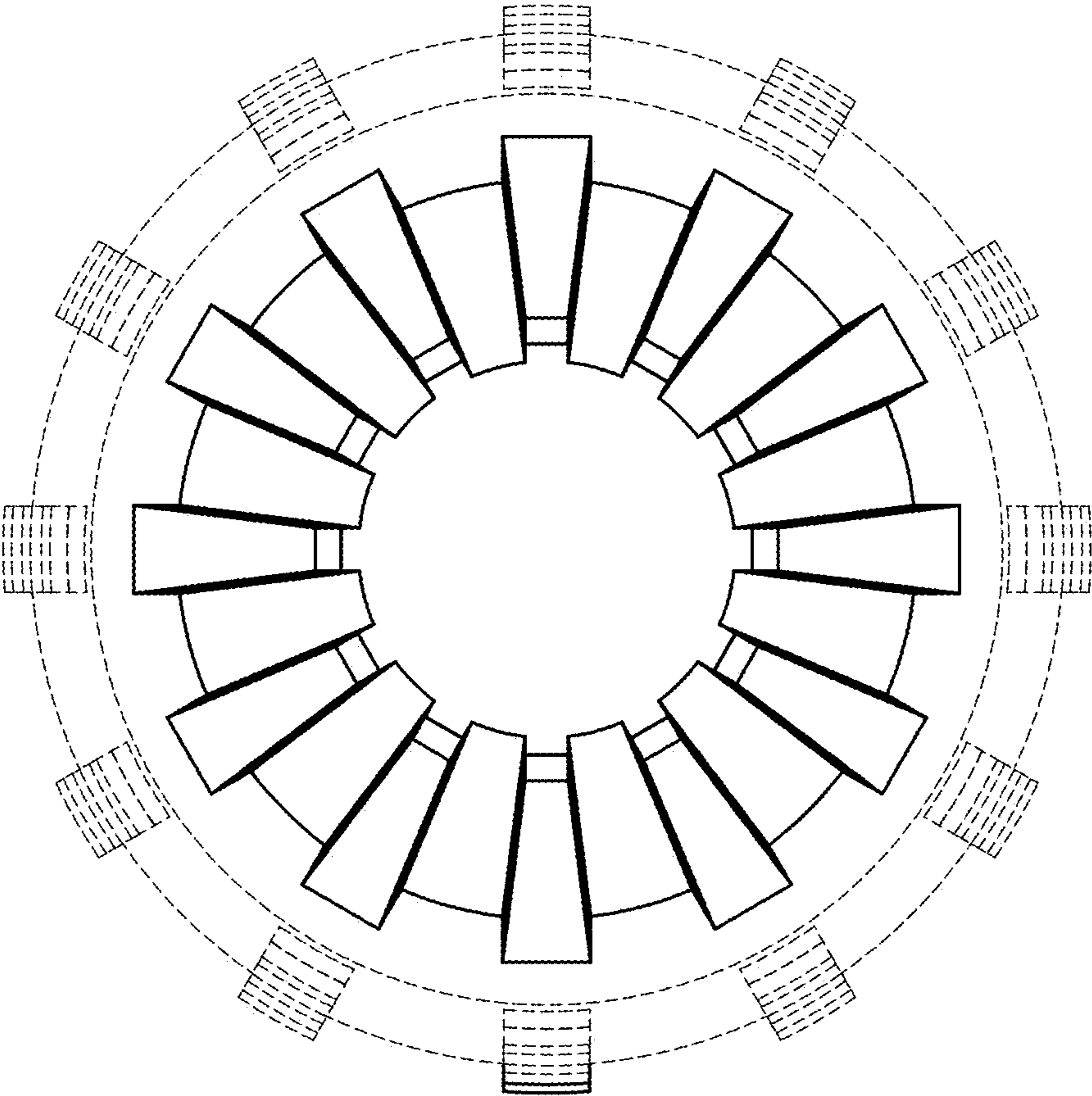


FIG. 4

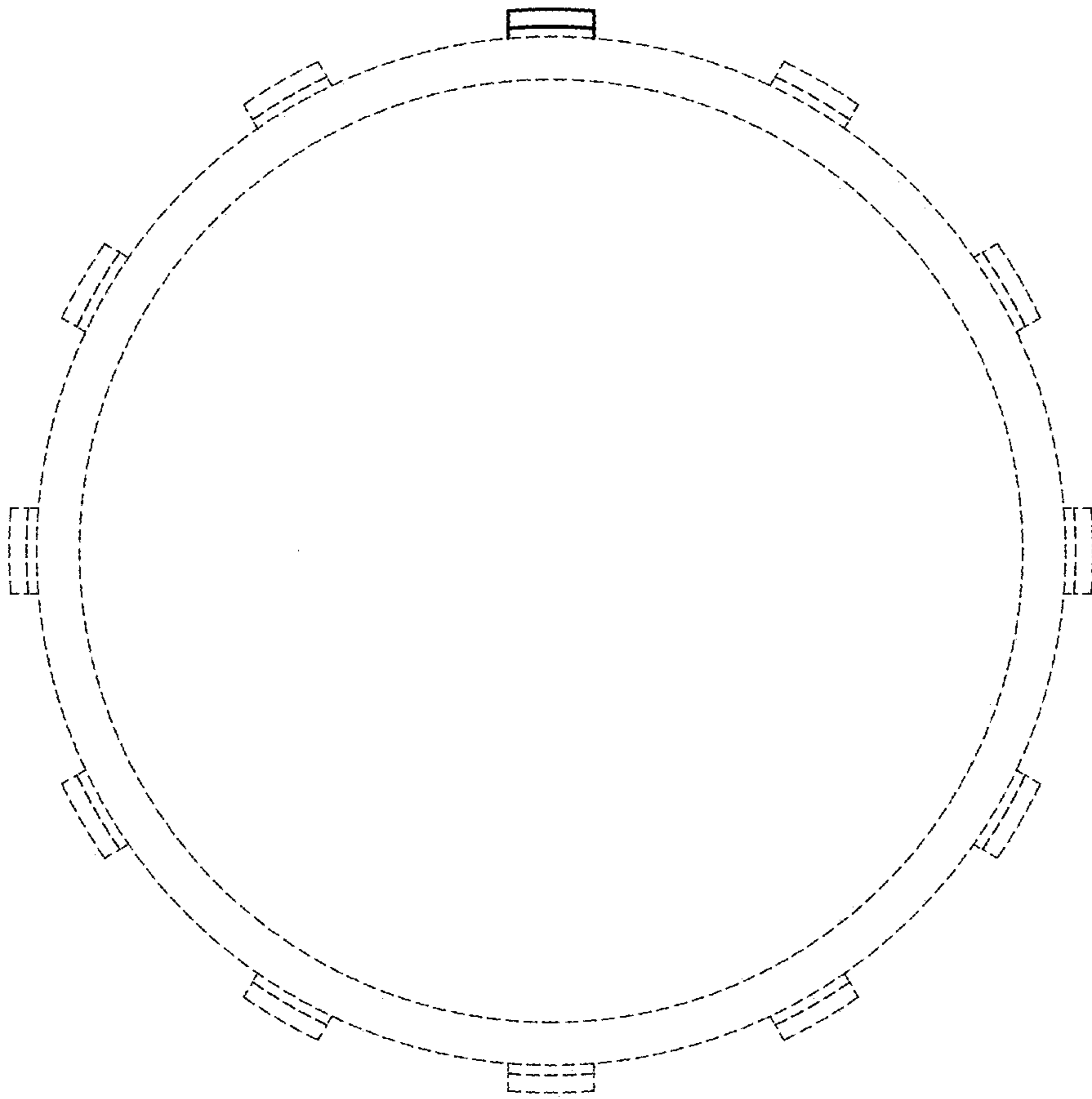


FIG. 5

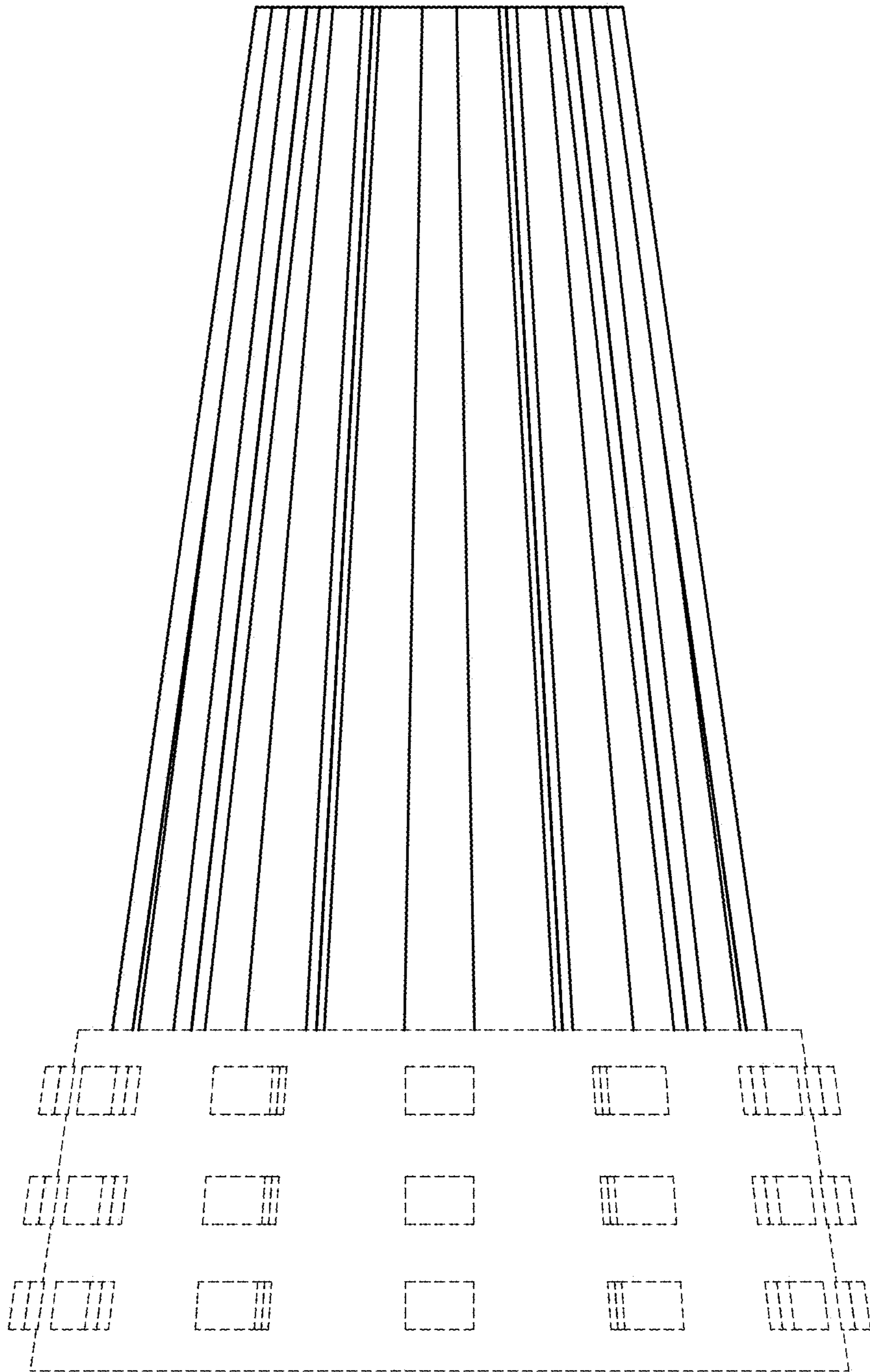


FIG. 6

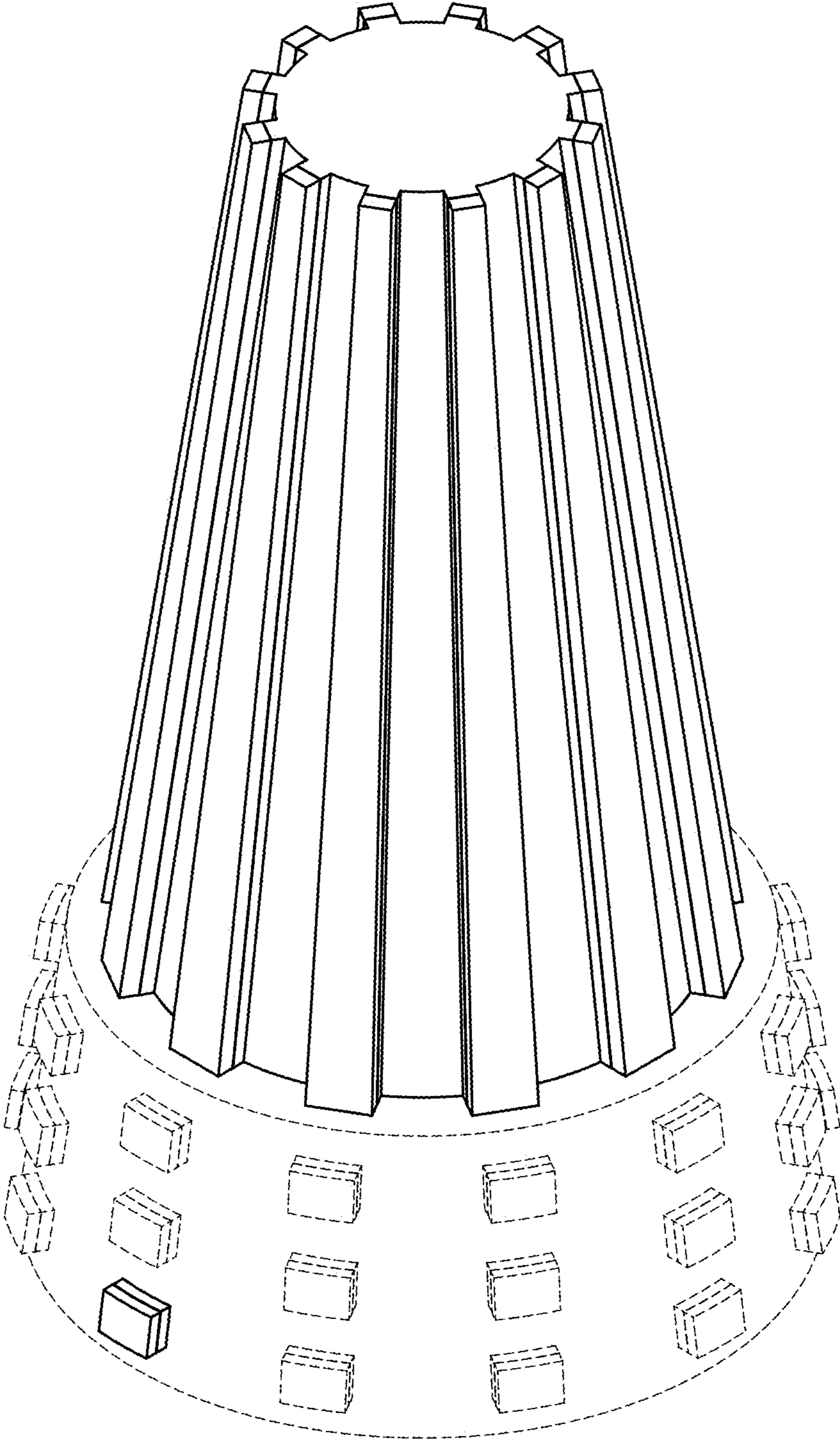


FIG. 7

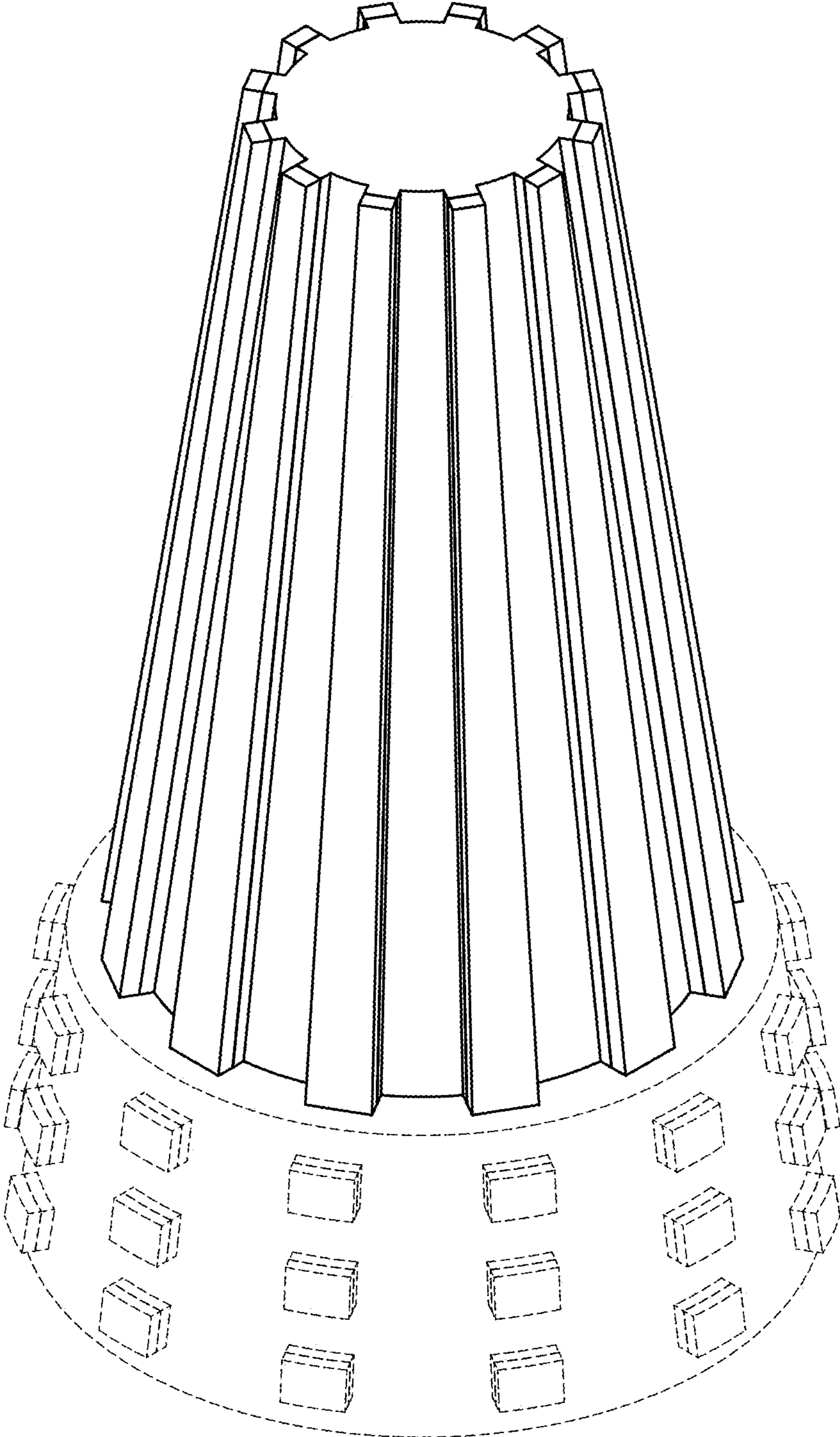


FIG. 8

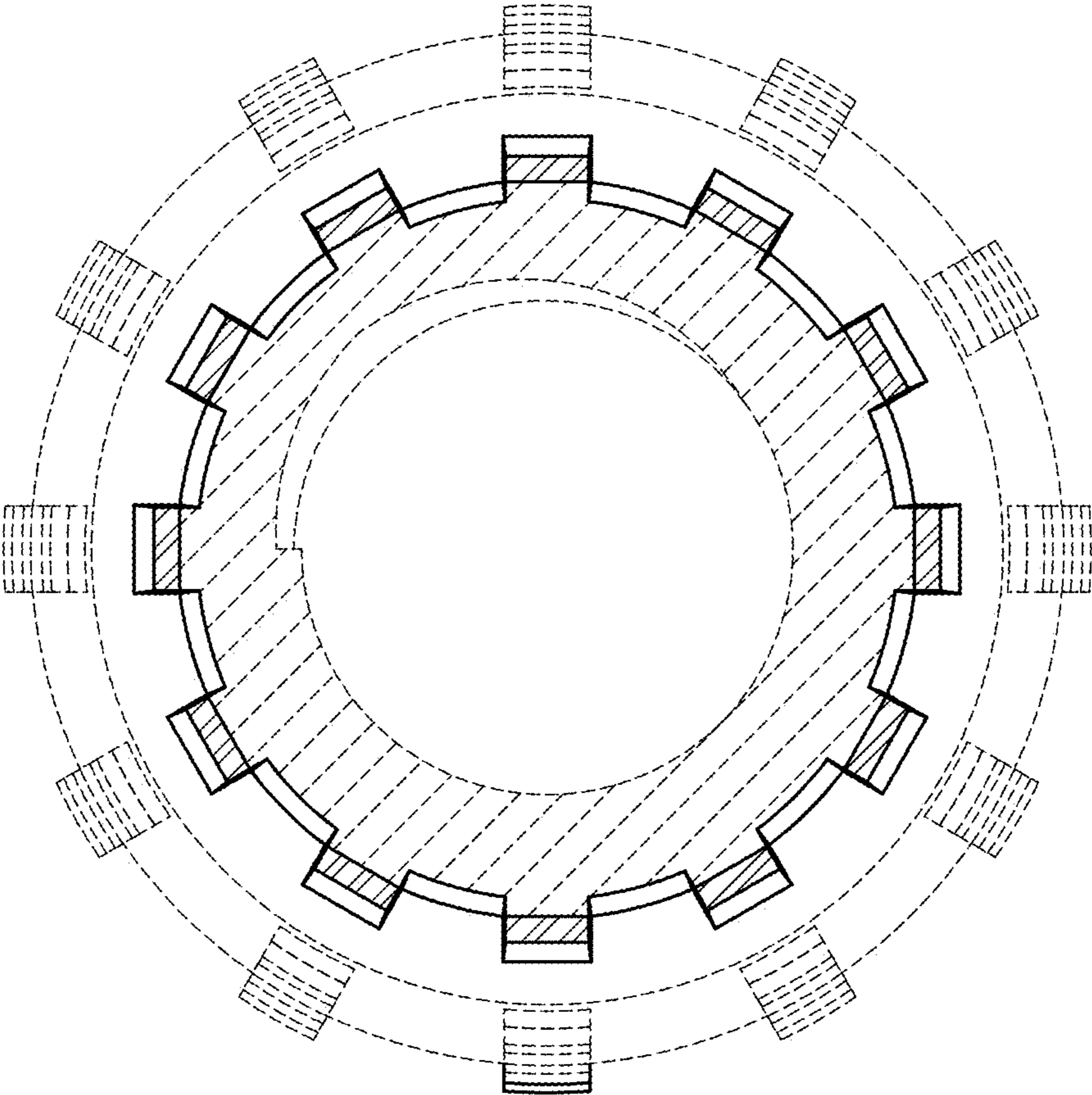


FIG. 9