



US00D958050S

(12) **United States Design Patent**  
**Kuninaka et al.**

(10) **Patent No.:** **US D958,050 S**  
(45) **Date of Patent:** **\*\* Jul. 19, 2022**

(54) **AUTOMOBILE TIRE**

FOREIGN PATENT DOCUMENTS

(71) Applicant: **THE YOKOHAMA RUBBER CO., LTD.**, Tokyo (JP)

JP D1338391 S 8/2008  
JP D1338638 S 8/2008

(Continued)

(72) Inventors: **Mizuki Kuninaka**, Hiratsuka (JP);  
**Noboru Kuwahara**, Tokyo (JP)

OTHER PUBLICATIONS

(73) Assignee: **THE YOKOHAMA RUBBER CO., LTD.**, Tokyo (JP)

Jul. 27, 2021—(JP) Notification of Reasons for Refusal—App 2020-007486.

(Continued)

(\*\*) Term: **15 Years**

(21) Appl. No.: **29/744,902**

*Primary Examiner* — John A Voytek

(74) *Attorney, Agent, or Firm* — Banner & Witcoff, Ltd.

(22) Filed: **Jul. 31, 2020**

(30) **Foreign Application Priority Data**

Dec. 27, 2019 (JP) ..... 2019-029162

(51) **LOC (13) Cl.** ..... **12-15**

(52) **U.S. Cl.**  
USPC ..... **D12/516**

(58) **Field of Classification Search**

USPC ..... D12/500–532, 604  
CPC ..... Y10T 152/10027; B60C 1/0016; B60C 11/0306; B60C 11/0302; B60C 3/06; B60C 9/17

See application file for complete search history.

(56) **References Cited**

U.S. PATENT DOCUMENTS

D390,817 S *	2/1998	Graas	.....	D12/516
D451,451 S *	12/2001	Smith	.....	D12/530
D482,318 S *	11/2003	Tanigawa	.....	D12/514
D514,058 S *	1/2006	Murata	.....	D12/520
D586,289 S *	2/2009	Park	.....	D12/524
D593,934 S *	6/2009	Niwa	.....	D12/563
D600,628 S *	9/2009	Miyazaki	.....	D12/514
D700,879 S *	3/2014	Harris	.....	D12/528
D734,708 S *	7/2015	Kang	.....	D12/520
D757,635 S *	5/2016	Yaegashi	.....	D12/519

(Continued)

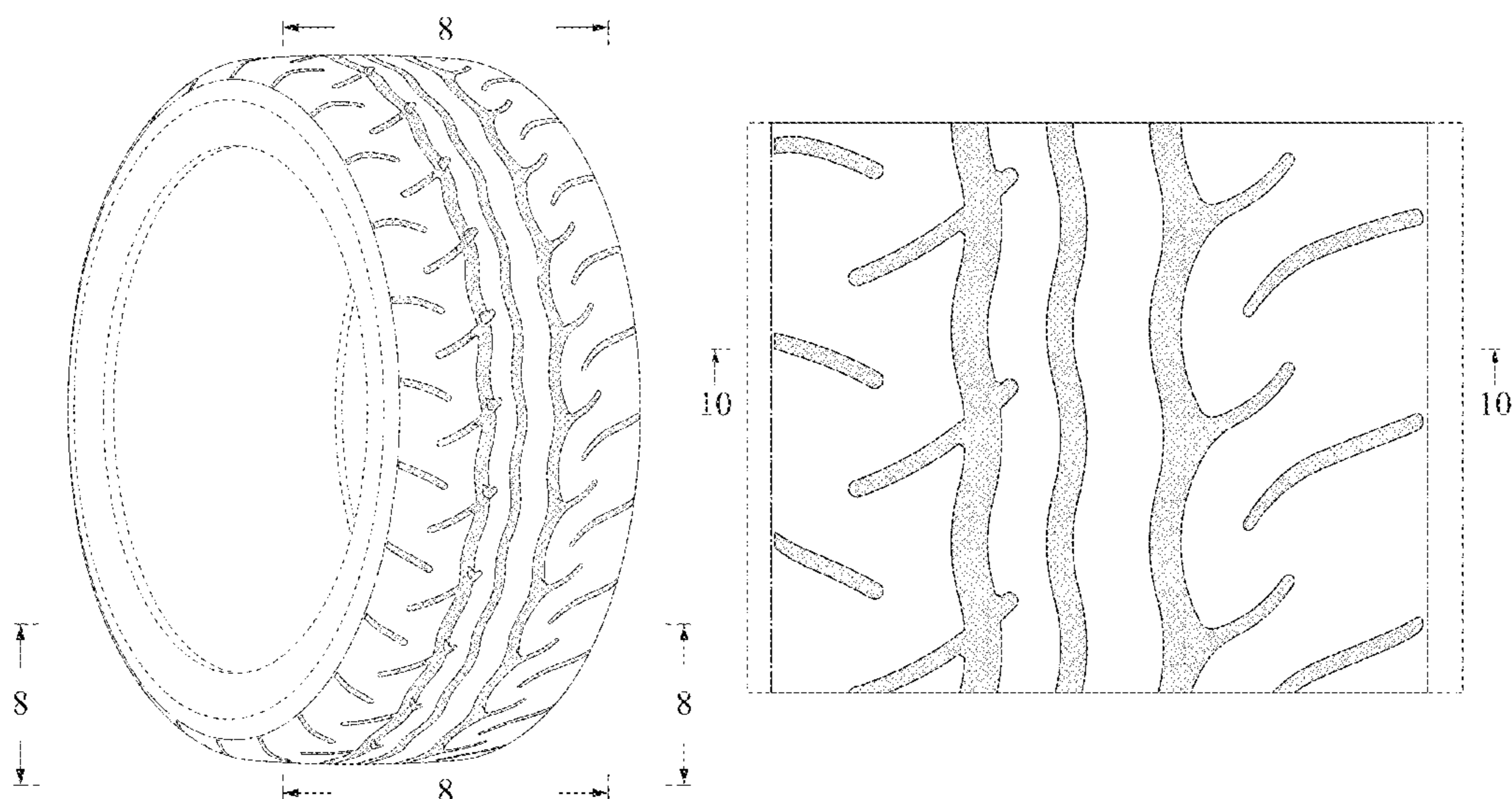
(57) **CLAIM**

The ornamental design for an automobile tire, as shown and described.

**DESCRIPTION**

FIG. 1 is a perspective view of an automobile tire showing our new design;  
 FIG. 2 is a front view thereof;  
 FIG. 3 is a rear view thereof;  
 FIG. 4 is a right side view thereof;  
 FIG. 5 is a left side view thereof;  
 FIG. 6 is a top view thereof;  
 FIG. 7 is a bottom view thereof;  
 FIG. 8 is a partially enlarged view of a portion defined by lines 8-8 shown in FIG. 1;  
 FIG. 9 is a partially enlarged view of a portion defined by lines 9-9 shown in FIG. 2; and,  
 FIG. 10 is a cross sectional view of a portion defined by lines 10-10 shown in FIG. 9.  
 In the drawings, the broken lines depict environmental subject matter only and form no part of the claimed design. The dot and dashed lines represents a boundary between the claimed portion and the non-claimed portion.

**1 Claim, 10 Drawing Sheets**



(56)

**References Cited**

U.S. PATENT DOCUMENTS

D811,312 S \* 2/2018 Yaegashi ..... D12/523  
D852,118 S \* 6/2019 Nakamura ..... D12/518  
D886,029 S \* 6/2020 Nakamura ..... D12/524  
D895,532 S \* 9/2020 Nakamura ..... D12/517

FOREIGN PATENT DOCUMENTS

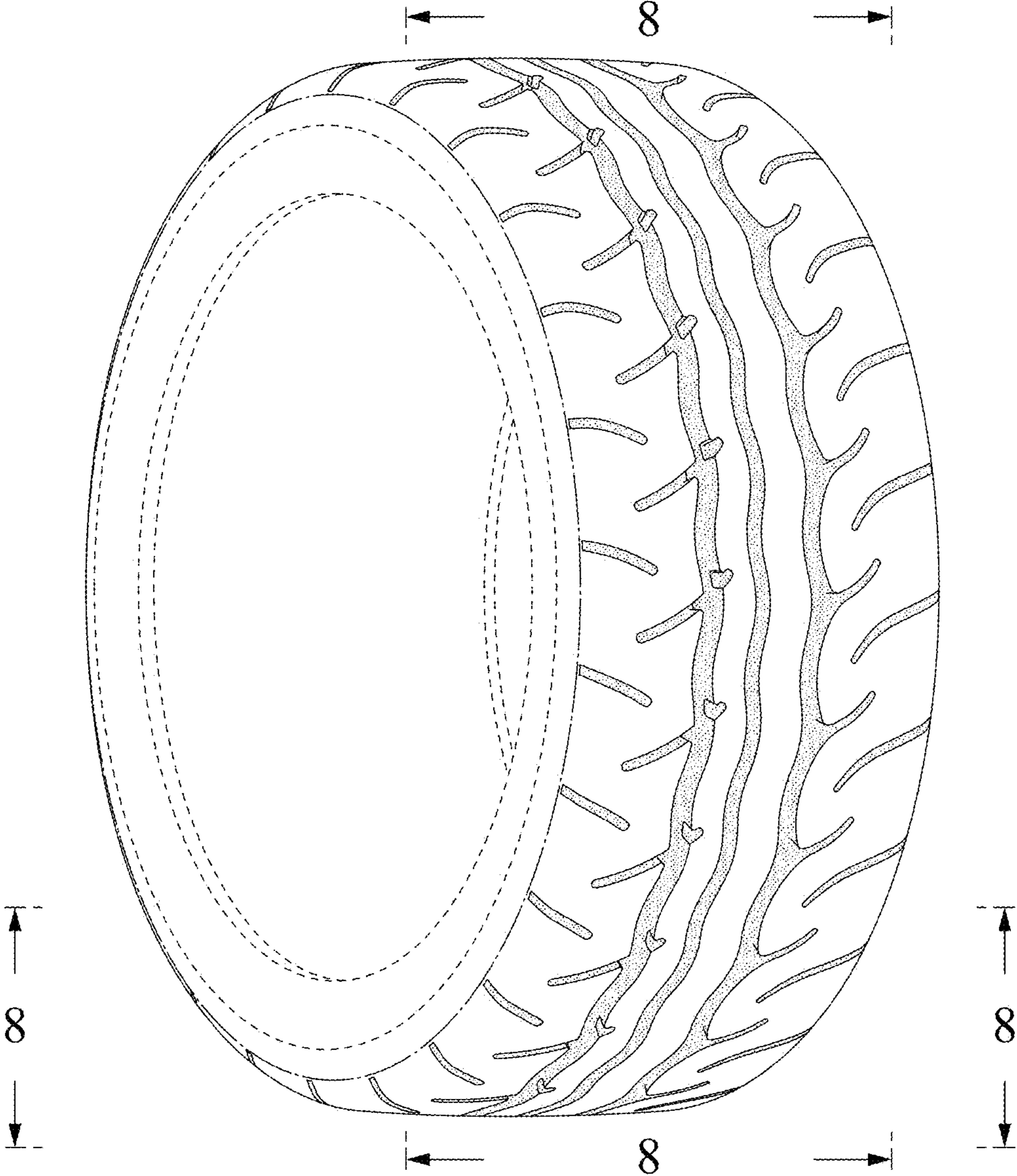
JP D1338639 S 8/2008  
JP D1484568 11/2013  
JP D1509510 S 10/2014  
KR 0766995 S 8/2013  
KR 0801450 S 8/2014  
KR 0802591 S 8/2014

OTHER PUBLICATIONS

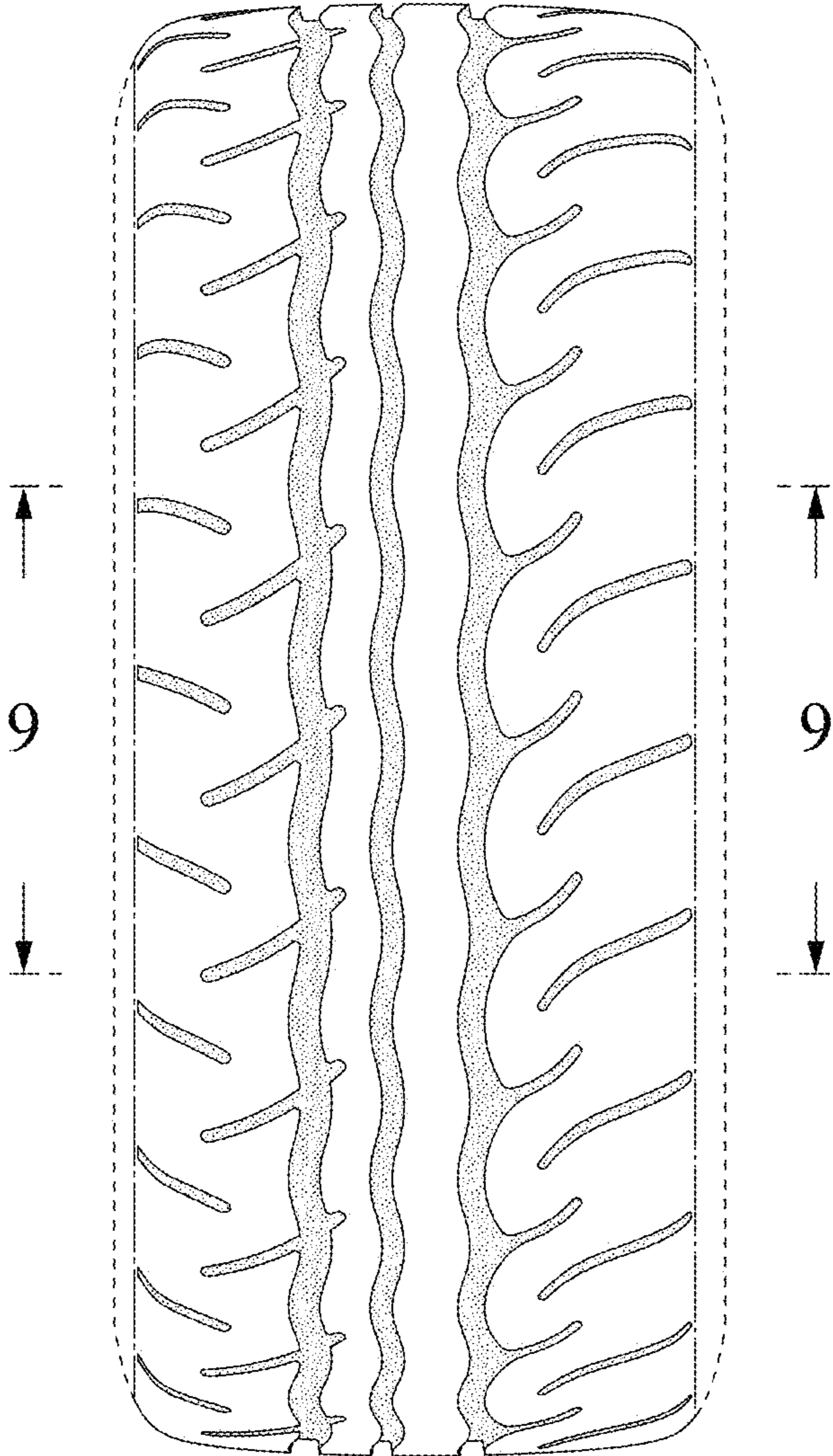
Jul. 27, 2021—(JP) Directive—App 2020-007486.  
Jul. 21, 2020—(JP) Notification of Reasons for Refusal—App 2020-007485.  
Jul. 21, 2020—(JP) Notification of Reasons for Refusal—App 2020-007486.  
Oct. 20, 2020—(JP) Decision of Refusal—App 2020-007485.  
Oct. 20, 2020—(JP) Decision of Refusal—App 2020-007486.  
Office Action for Japanese Application No. 2019-029162 dated Jul. 21, 2020, The Yokohama Rubber Co., Ltd., 1 page.  
Patent Office Design Division Publicly-known Document No. HJ26000703, The Yokohama Rubber Co., Ltd., 3 pages.  
Patent Office Design Division Publicly-known Document No. HJ20043349, The Yokohama Rubber Co., Ltd., 3 pages.

\* cited by examiner

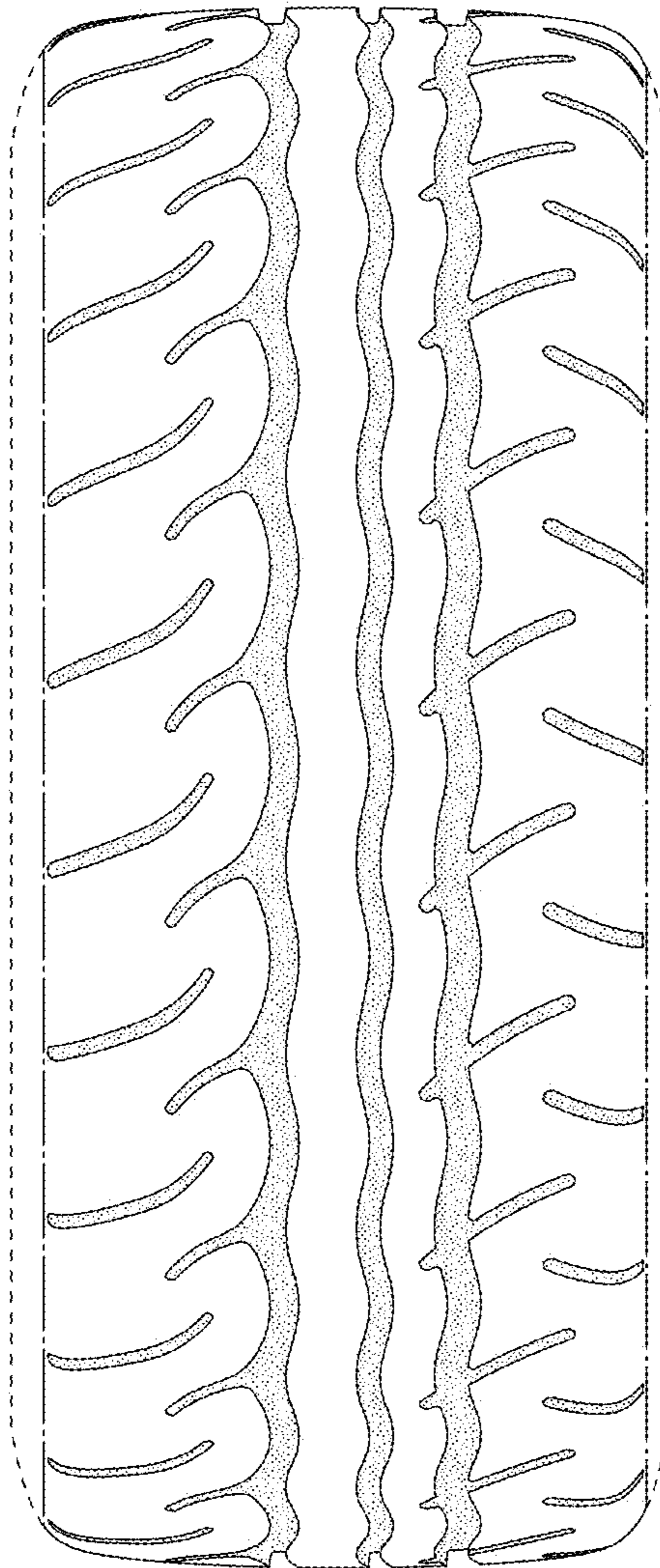
FIG. 1



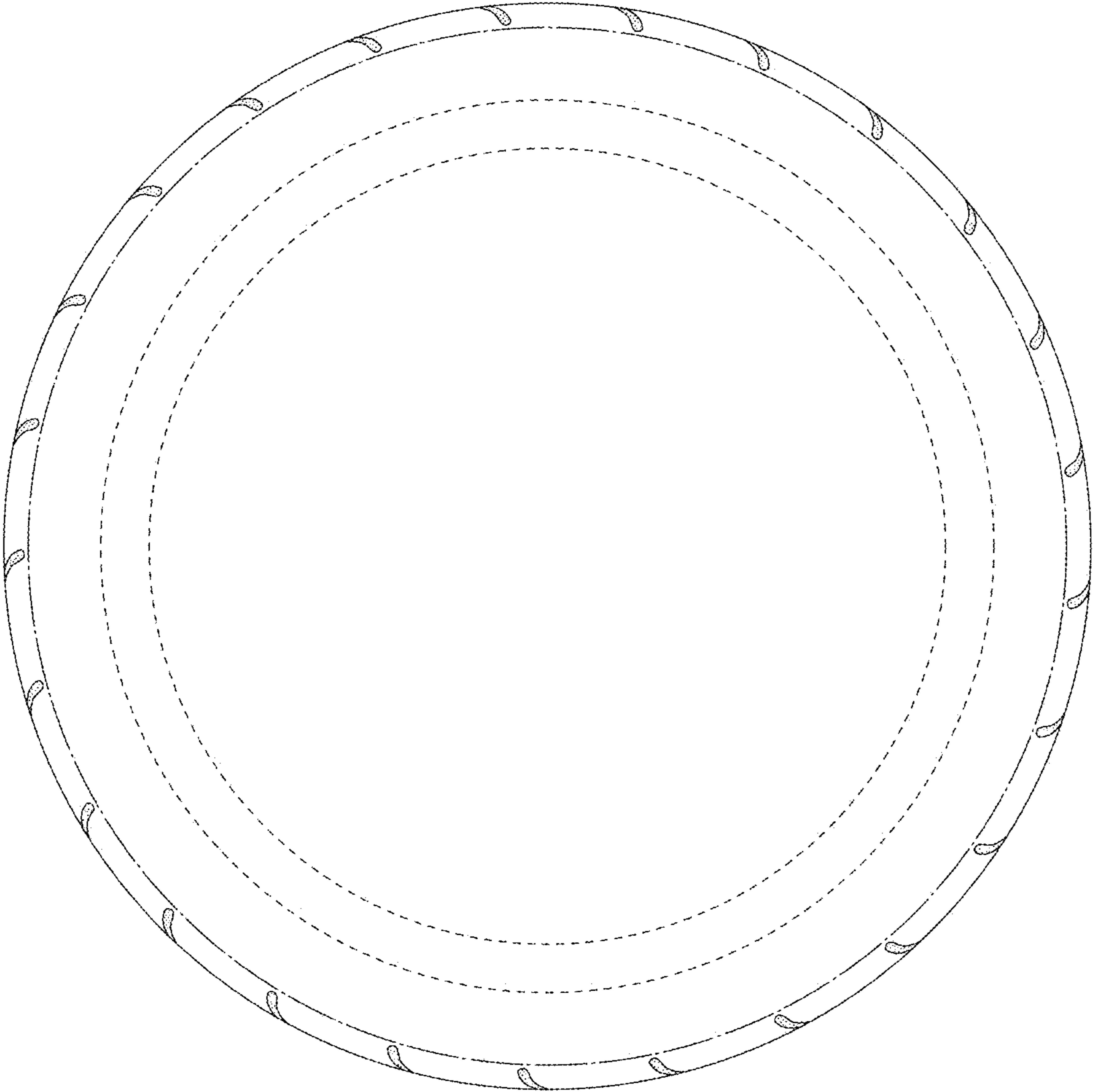
**FIG. 2**



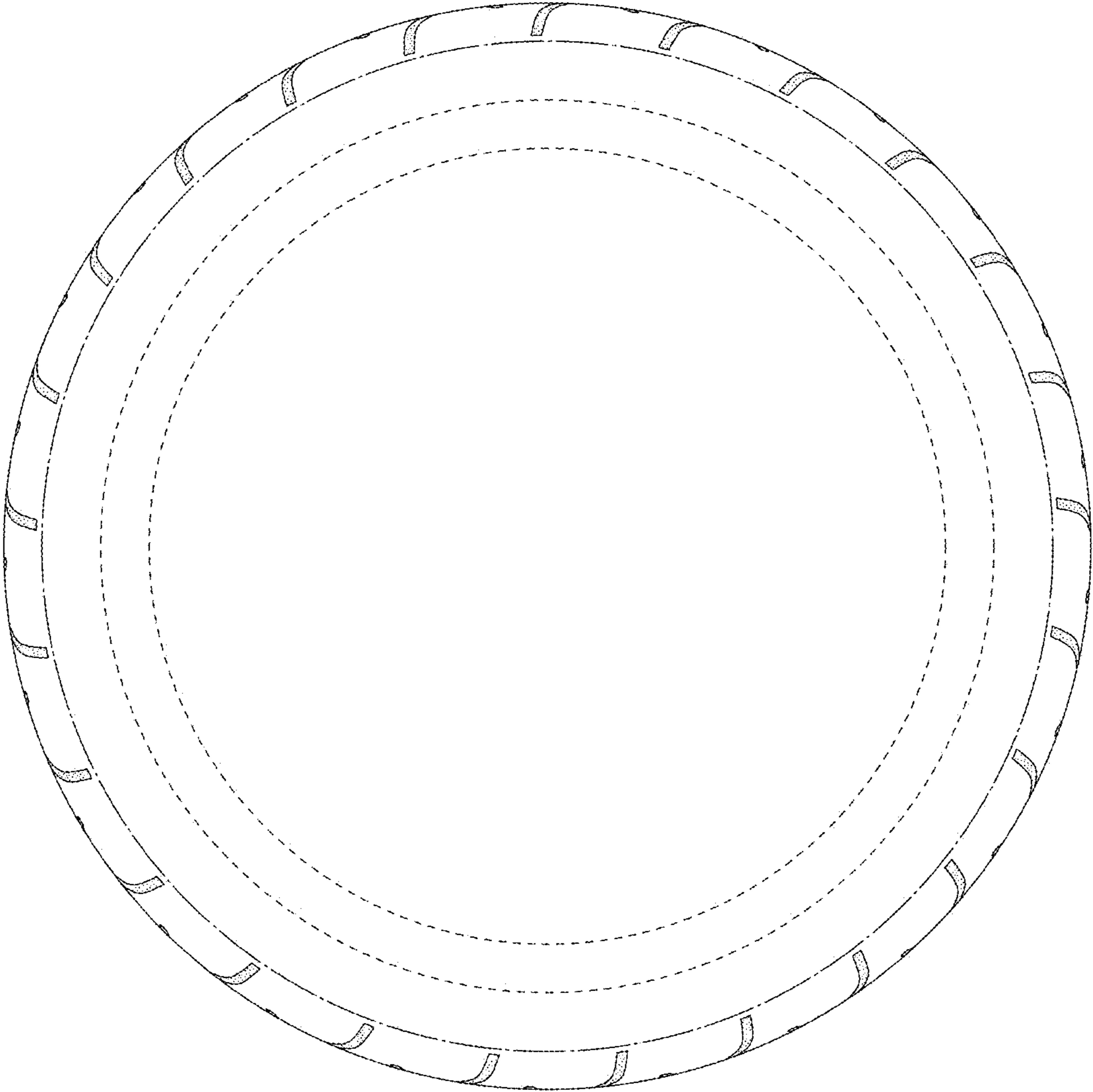
**FIG. 3**



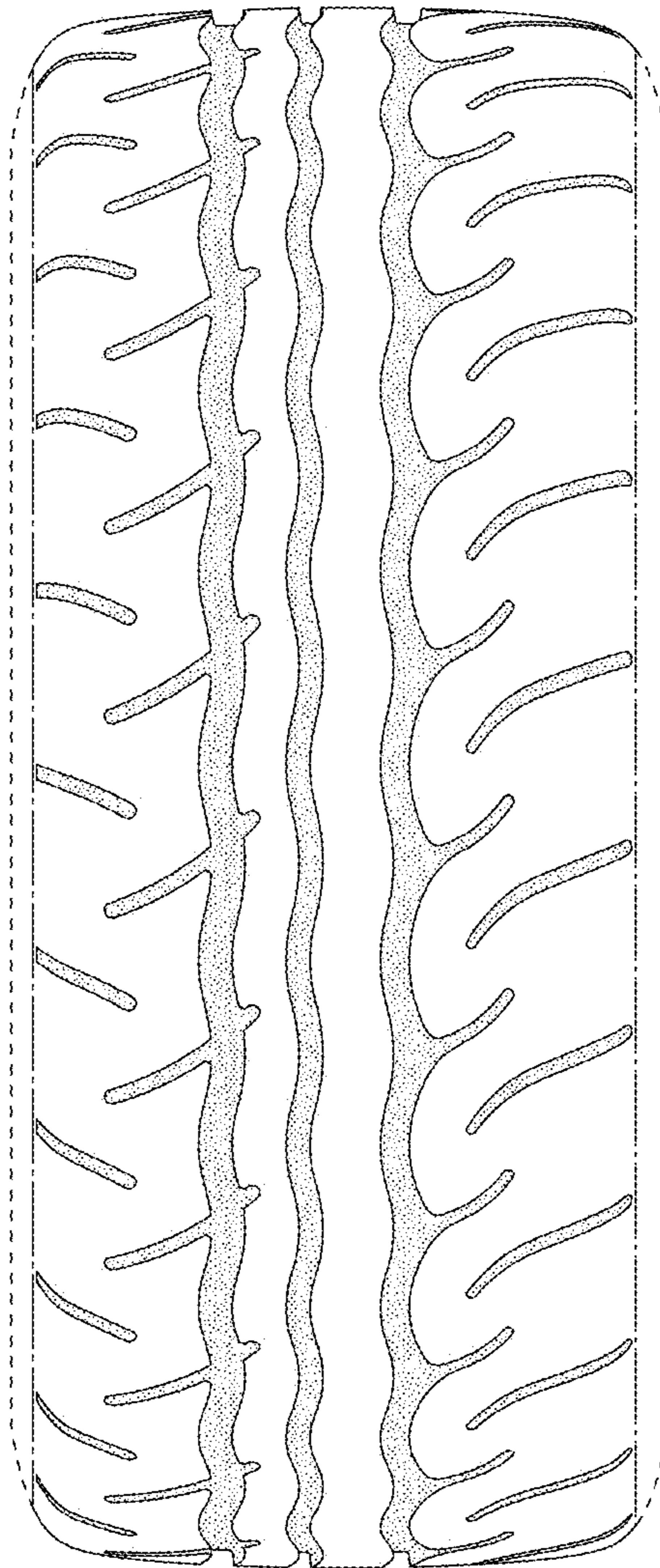
**FIG. 4**



**FIG. 5**

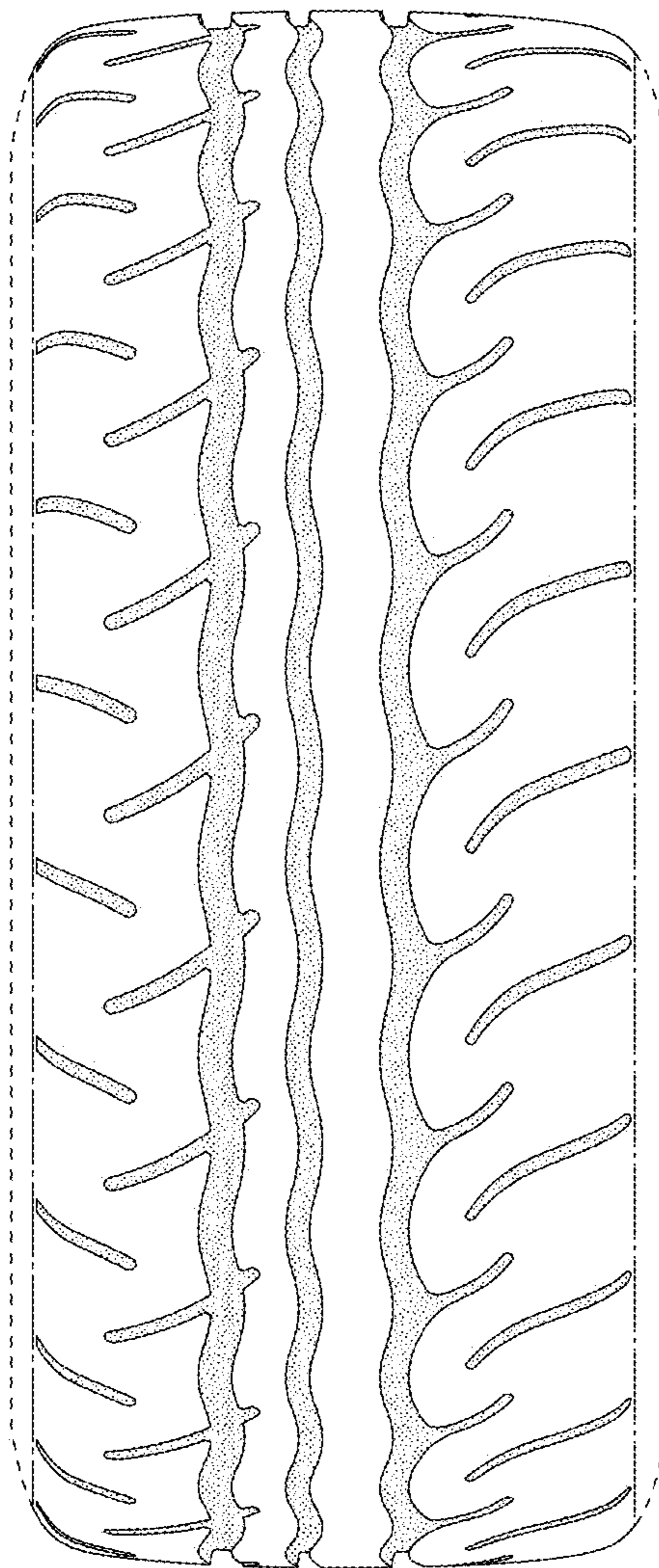


**FIG. 6**

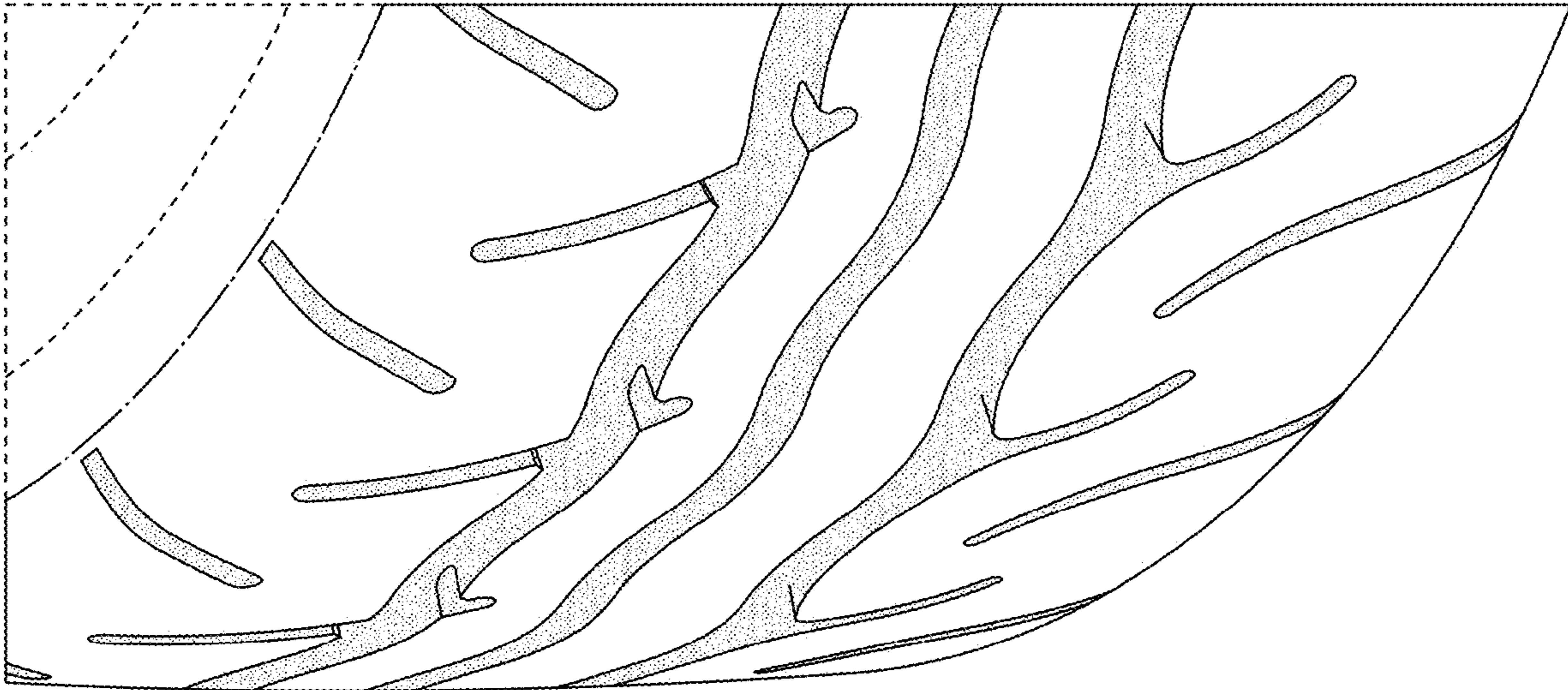




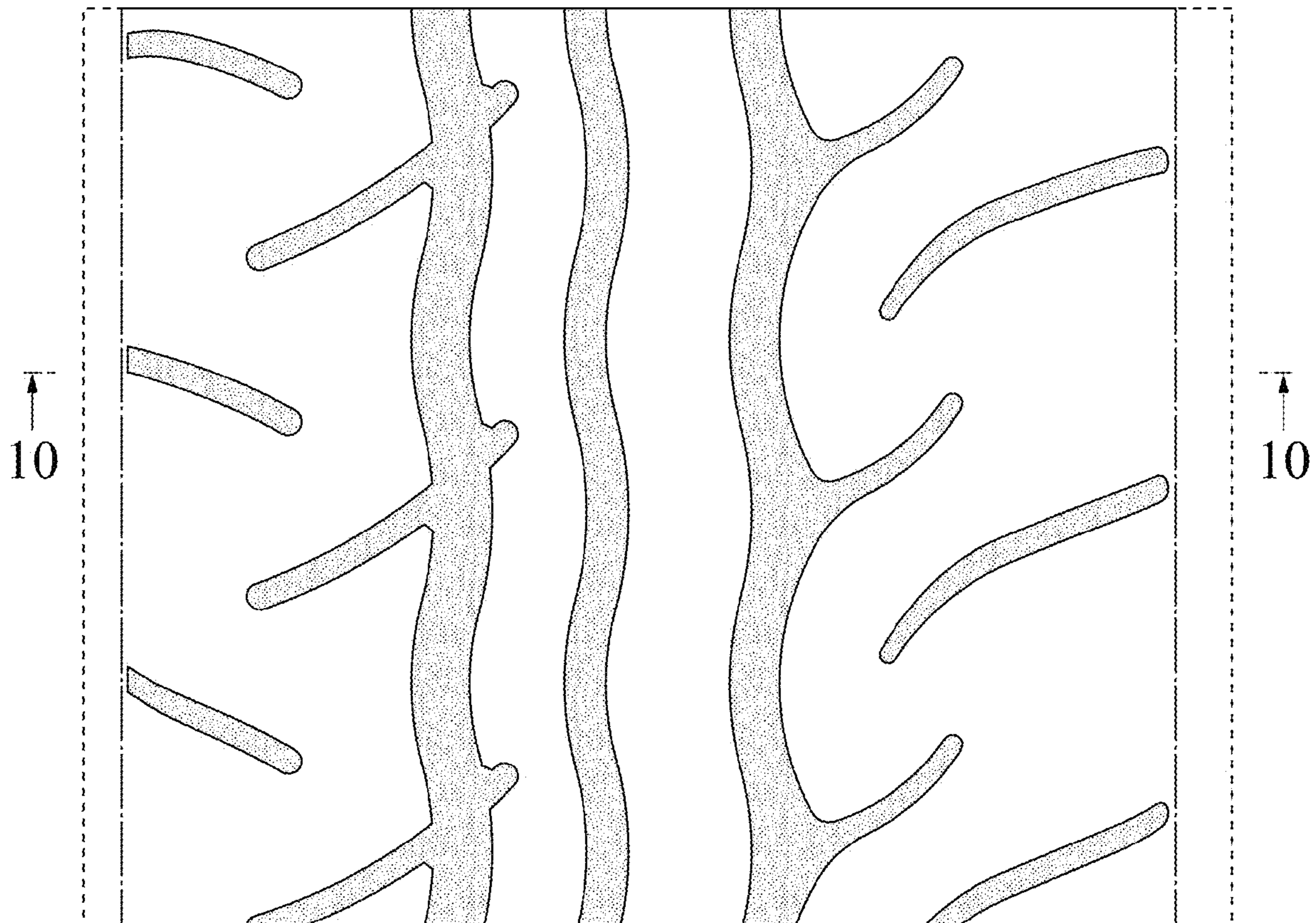
**FIG. 7**



**FIG. 8**



**FIG. 9**



**FIG. 10**

