



US00D958041S

(12) **United States Design Patent**  
**Berche et al.**

(10) **Patent No.:** **US D958,041 S**  
(45) **Date of Patent:** **\*\* Jul. 19, 2022**

(54) **PERSONAL WATERCRAFT FRONT BUMPER**

(71) Applicant: **BOMBARDIER RECREATIONAL PRODUCTS INC.**, Valcourt (CA)

(72) Inventors: **Charles-Edouard Berche**, Bromont (CA); **Francois Chenevert**, Sherbrooke (CA); **Christopher Rudwal**, Montreal (CA)

(73) Assignee: **BOMBARDIER RECREATIONAL PRODUCTS INC.**, Valcourt (CA)

(\*\*) Term: **15 Years**

(21) Appl. No.: **29/726,876**

(22) Filed: **Mar. 6, 2020**

(51) **LOC (13) Cl.** ..... **12-06**

(52) **U.S. Cl.**  
USPC ..... **D12/307; D12/317**

(58) **Field of Classification Search**  
USPC ..... **D12/6-10, 300, 307, 317**  
CPC ..... **B63B 34/00; B63B 34/10; B63H 11/00**  
See application file for complete search history.

(56) **References Cited**

**U.S. PATENT DOCUMENTS**

D307,414 S	4/1990	Lapointe	
D325,556 S	4/1992	Lapointe	
D326,839 S	6/1992	Lapointe	
D342,052 S	* 12/1993	Schoell	D12/300
D343,160 S	* 1/1994	LaPointe	D12/307
D399,182 S	10/1998	Lapointe et al.	
6,112,685 A	9/2000	Matsuda et al.	
D444,761 S	* 7/2001	Momoi	D12/300
D462,931 S	9/2002	Aselton et al.	
D464,015 S	10/2002	Bucaccio et al.	
D464,016 S	10/2002	Orr et al.	
D464,926 S	10/2002	Mizuta et al.	

D476,612 S	7/2003	Bills et al.	
D479,702 S	9/2003	Cassell et al.	
D485,527 S	1/2004	Cassell et al.	
6,843,192 B1	1/2005	Nugteren et al.	
D510,900 S	10/2005	Bucaccio et al.	
D511,320 S	11/2005	Bucaccio et al.	
D513,225 S	12/2005	Omae et al.	
D516,006 S	2/2006	Bucaccio et al.	
D516,993 S	3/2006	Bucaccio et al.	
D519,437 S	4/2006	Bucaccio et al.	
D519,438 S	4/2006	Bucaccio et al.	
D519,909 S	5/2006	Bucaccio et al.	
D527,701 S	9/2006	Bucaccio et al.	
D541,192 S	* 4/2007	Jokelainen	D12/7
D550,603 S	9/2007	Cote et al.	
D550,605 S	9/2007	Cote et al.	

(Continued)

*Primary Examiner* — Cynthia M. Chin

(74) *Attorney, Agent, or Firm* — BCF LLP

(57) **CLAIM**

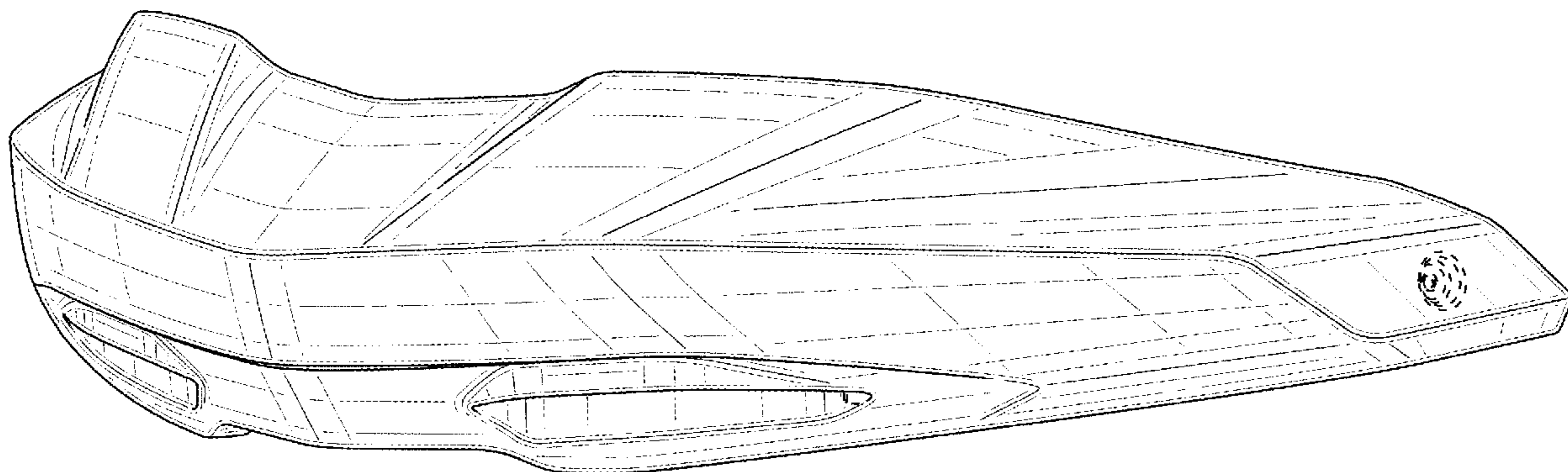
The ornamental design for a personal watercraft front bumper, as shown and described.

**DESCRIPTION**

FIG. 1 is a perspective view taken from a front, left side of a personal watercraft front bumper according to our design; FIG. 2 is a front elevation view thereof; FIG. 3 is a rear elevation view thereof; FIG. 4 is a right side elevation view thereof; FIG. 5 is a left side elevation view thereof; FIG. 6 is a top plan view thereof; and, FIG. 7 is a bottom plan view thereof.

Throughout the Figures, where shown, the dashed lines and unshaded surfaces bound thereby are included to identify parts of the article's appearance that form no part of the claimed design. The claimed design is intended to cover any physical, digital and virtual representation of the design illustrated in the Figures.

**1 Claim, 7 Drawing Sheets**



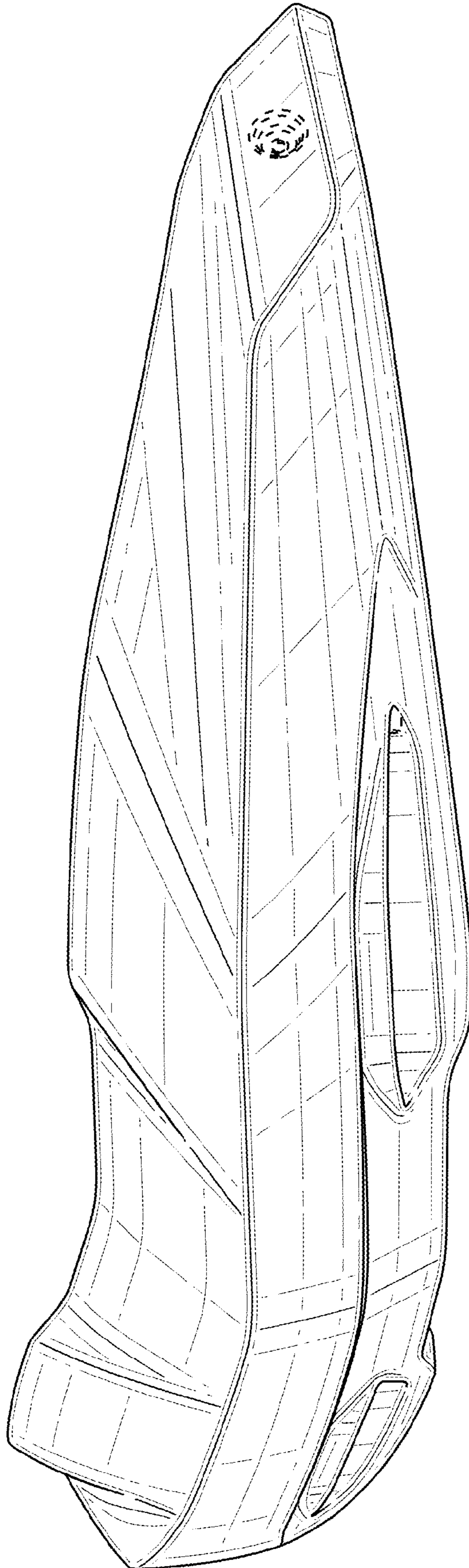
(56)

References Cited

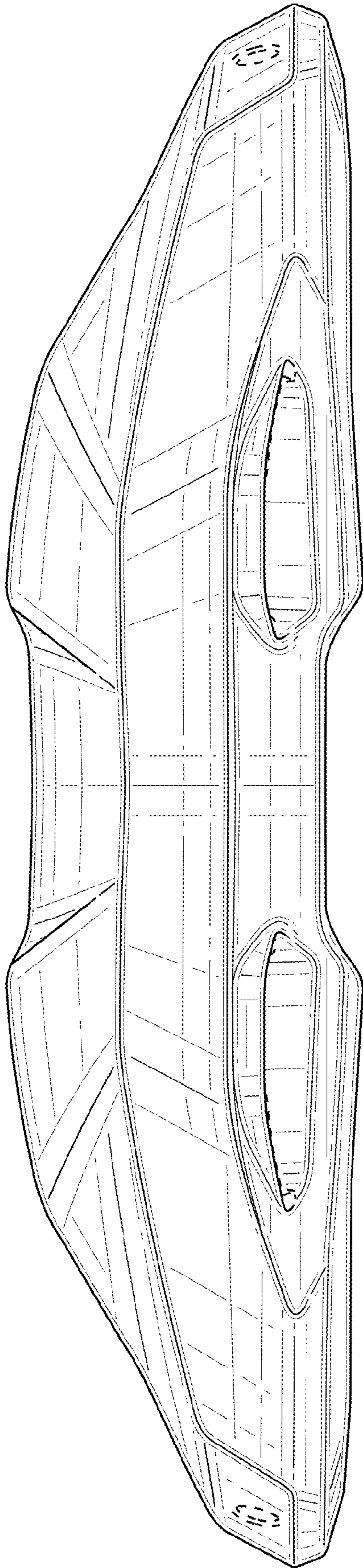
U.S. PATENT DOCUMENTS

D569,330	S	5/2008	Hattori et al.	
D569,781	S	5/2008	Hattori et al.	
D574,314	S	8/2008	Kato et al.	
D575,720	S	8/2008	Kato et al.	
D603,319	S	11/2009	Cote et al.	
D608,719	S	1/2010	Cote et al.	
D630,152	S	1/2011	Yamamoto	
D632,632	S	2/2011	Cote	
D636,324	S	4/2011	Cote	
D637,544	S	5/2011	Cote et al.	
D647,839	S	11/2011	Seymour	
D650,317	S	12/2011	Yamamoto	
D686,967	S *	7/2013	Yamamoto	..... D12/307
D692,366	S	10/2013	Cote et al.	
D693,286	S	11/2013	Cote et al.	
D721,634	S	1/2015	Cote et al.	
D733,028	S	6/2015	Cote et al.	
D734,239	S	7/2015	Cote et al.	
D749,033	S	2/2016	Yamamoto	
D750,006	S *	2/2016	Yamamoto	..... D12/307
D817,849	S *	5/2018	Yamamoto	..... D12/307
D862,358	S	10/2019	Berche et al.	
D869,372	S *	12/2019	Yamamoto	..... D12/307
2003/0131774	A1	7/2003	Funayose et al.	
2004/0168622	A1	9/2004	Thompson et al.	
2009/0107377	A1 *	4/2009	Duquette	..... B63B 34/10 114/55.57
2012/0180710	A1 *	7/2012	Otsuka	..... B63B 49/00 114/55.5
2018/0029672	A1 *	2/2018	Sato	..... B63B 34/10

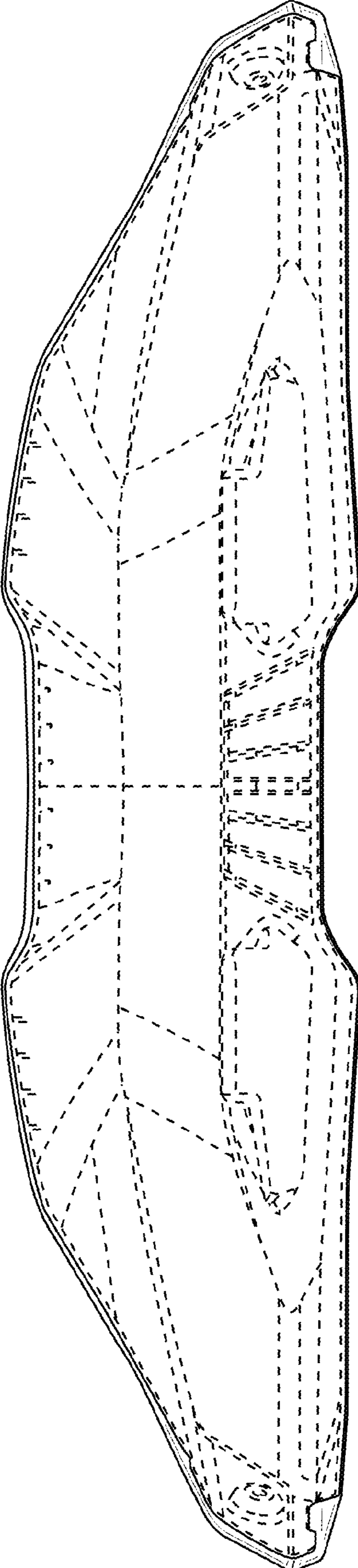
\* cited by examiner



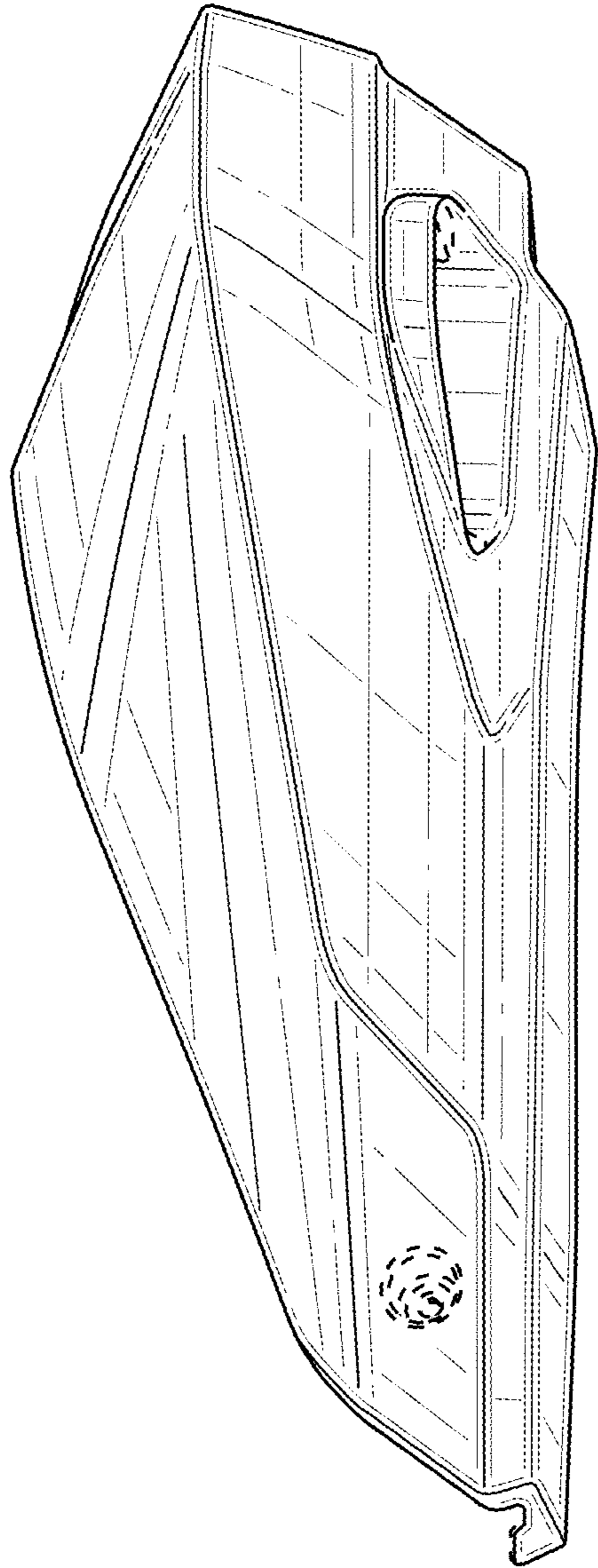
**FIG. 1**



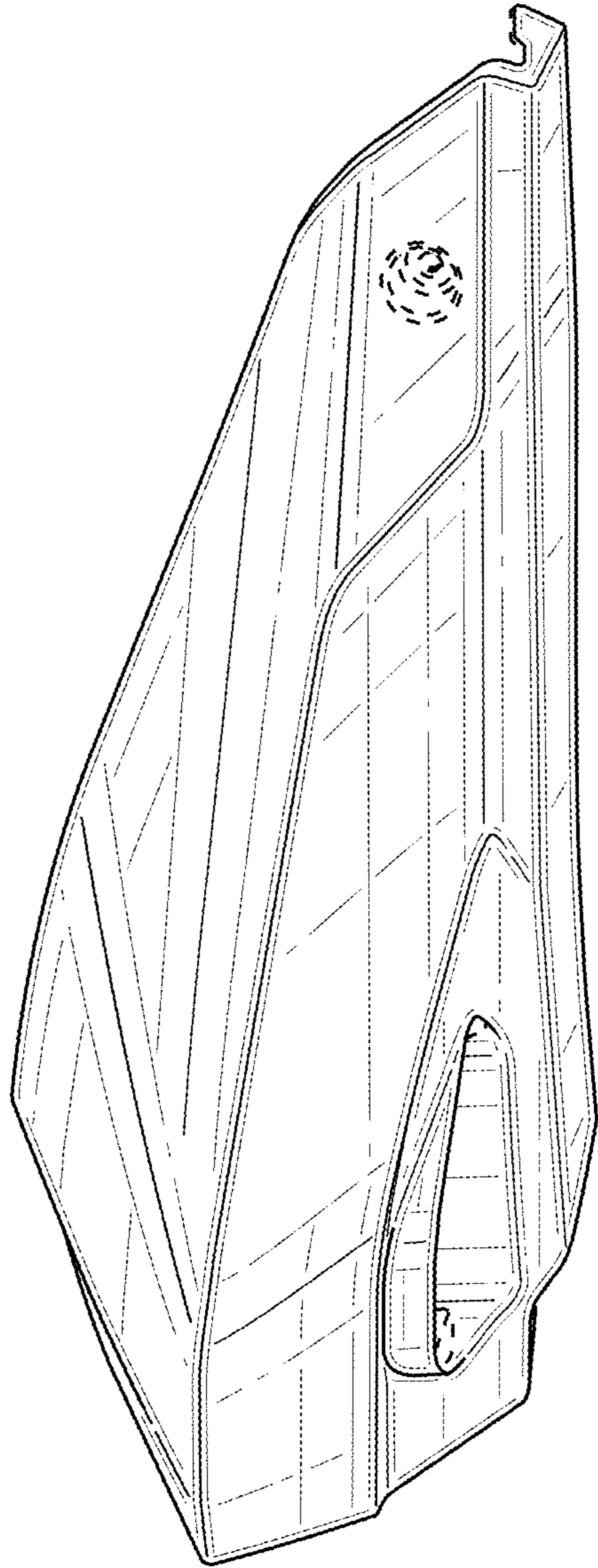
**FIG. 2**



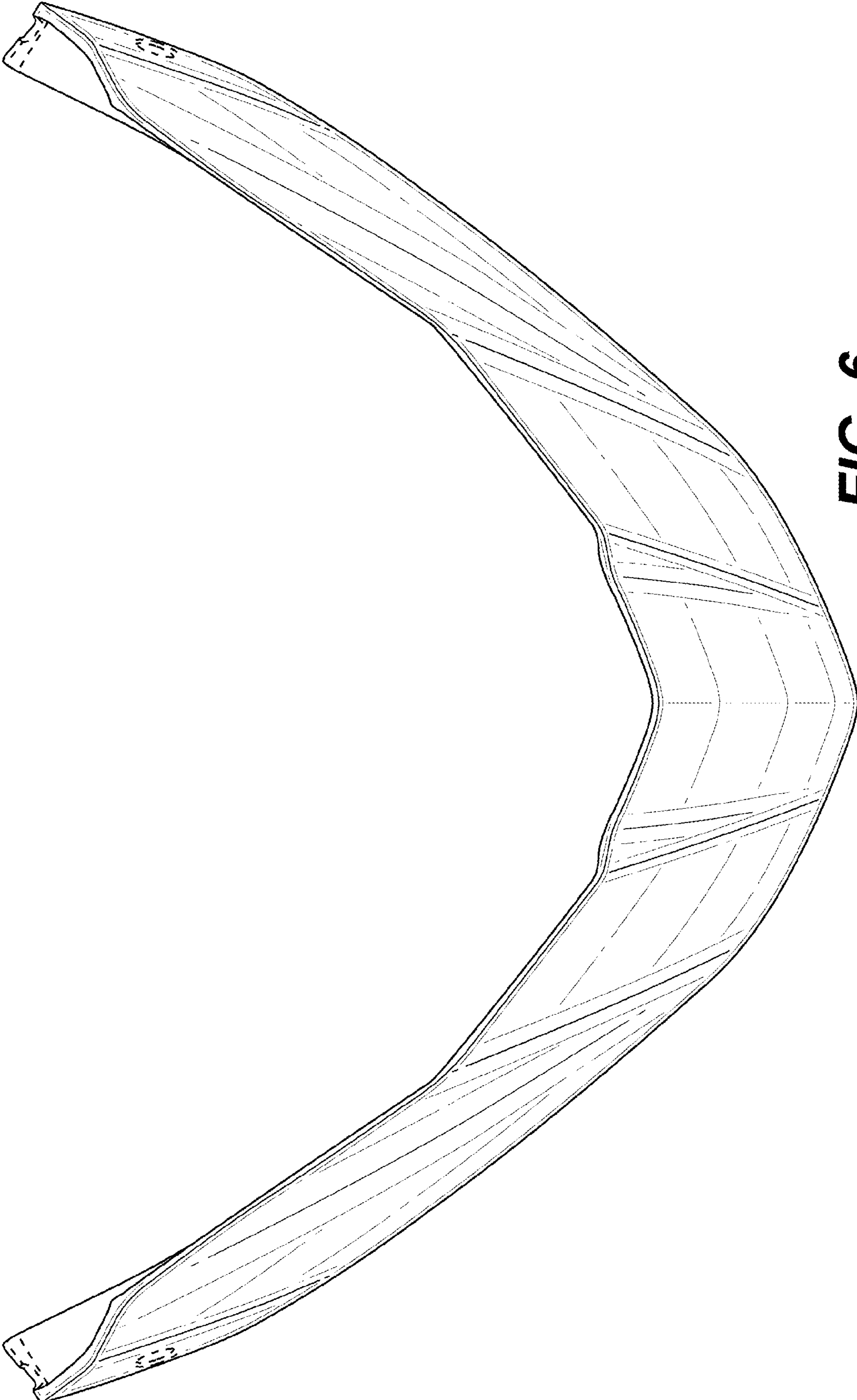
**FIG. 3**



**FIG. 4**

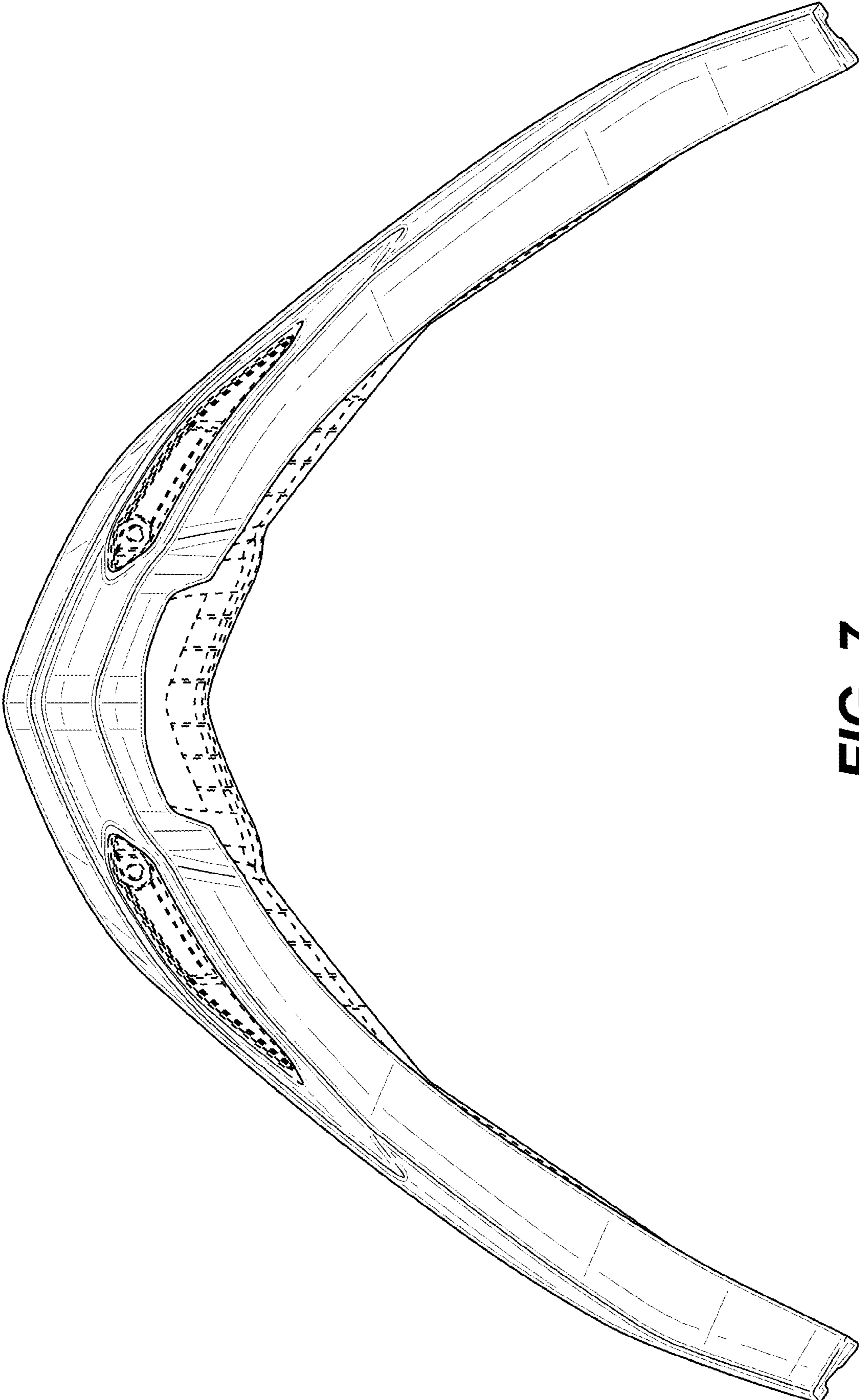


**FIG. 5**



**FIG. 6**





**FIG. 7**