



US00D958028S

(12) **United States Design Patent**
Duncan et al.

(10) **Patent No.:** **US D958,028 S**
(45) **Date of Patent:** **** Jul. 19, 2022**

(54) **VEHICLE BUMPER**

(71) Applicant: **PACCAR Inc**, Bellevue, WA (US)

(72) Inventors: **Jonathan Scott Duncan**, Seattle, WA (US); **Austin Hiep Phan**, Denton, TX (US); **Amanda Allison Koh**, Seattle, WA (US)

(73) Assignee: **PACCAR Inc**, Bellevue, WA (US)

(**) Term: **15 Years**

(21) Appl. No.: **29/816,085**

(22) Filed: **Nov. 18, 2021**

Related U.S. Application Data

(63) Continuation of application No. 29/722,024, filed on Jan. 24, 2020.

(51) **LOC (13) Cl.** **12-16**

(52) **U.S. Cl.**
USPC **D12/169**

(58) **Field of Classification Search**
USPC D12/86, 90, 91, 92, 163, 164, 169, 171, D12/196, 216

(Continued)

(56) **References Cited**

U.S. PATENT DOCUMENTS

364,072 A 5/1887 Wightman
D307,254 S 4/1990 Koske et al.

(Continued)

OTHER PUBLICATIONS

Vehicle Bumpers. (Design—© Questel) orbit.com. [Online PDF compilation of references] 48 pgs. Print Dates Range Aug. 11, 2021-E3-22-2021 [Retrieved Mar. 9, 2022].*

(Continued)

Primary Examiner — Manpreet S Matharu

Assistant Examiner — Suzanne E Tisdell

(74) *Attorney, Agent, or Firm* — Seed IP Law Group LLP

(57) **CLAIM**

The ornamental design for a vehicle bumper, as shown and described.

DESCRIPTION

FIG. 1 is a top isometric view of a vehicle bumper, showing an embodiment of our new design.

FIG. 2 is a front elevational view thereof.

FIG. 3 is a rear elevational view thereof.

FIG. 4 is a left side elevational view thereof.

FIG. 5 is a right side elevational view thereof.

FIG. 6 is a top plan view thereof.

FIG. 7 is a bottom plan view thereof.

FIG. 8 is a top isometric view of a vehicle bumper, showing another embodiment of our new design.

FIG. 9 is a front elevational view thereof.

FIG. 10 is a rear elevational view thereof.

FIG. 11 is a left side elevational view thereof.

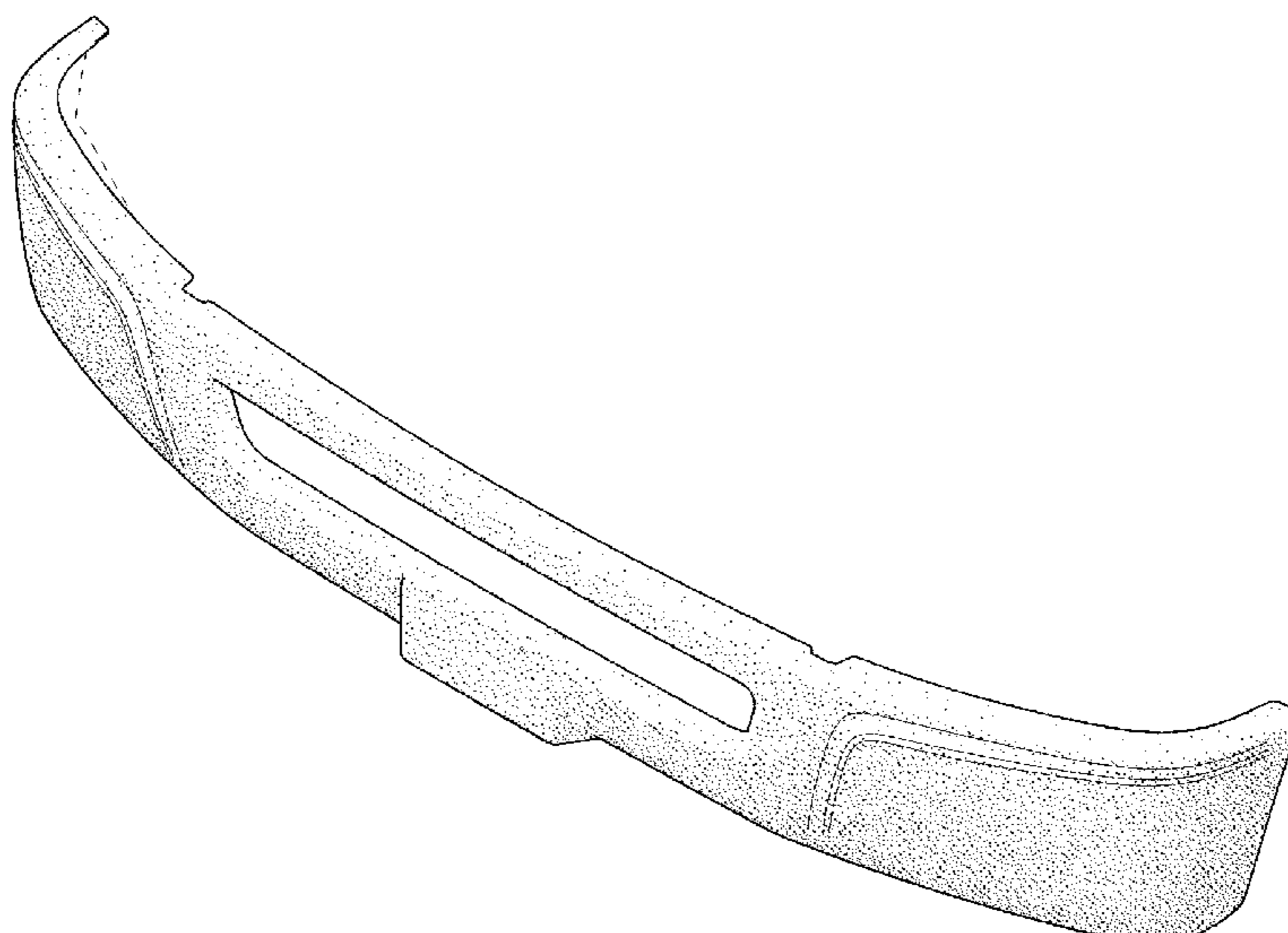
FIG. 12 is a right side elevational view thereof.

FIG. 13 is a top plan view thereof; and,

FIG. 14 is a bottom plan view thereof.

Stippling and tangency lines in the drawings represent the three-dimensional contours of the design, and are not intended to indicate surface decoration. The broken lines shown in the drawings depict portions of the vehicle bumper that form no part of the claimed design. Further, while the accompanying drawings include broken lines that form no part of the claimed design, the broken lines provide written description of prospective embodiments with aspects that are claimed when one or more of the broken lines are amended to solid lines. Similarly, while the solid lines in the drawings form part of the claimed design, the solid lines provide written description of prospective embodiments with aspects that are not claimed when one or more of the solid lines are amended to broken lines.

1 Claim, 8 Drawing Sheets



(58) **Field of Classification Search**

CPC B60R 19/02; B60R 19/18; B60R 19/24;
B60R 19/56; B60R 2019/007; B62D
25/0845

See application file for complete search history.

(56) **References Cited**

U.S. PATENT DOCUMENTS

| | | | |
|--------------|---------|-----------------|---------|
| D316,241 S | 4/1991 | Ray | |
| D343,605 S | 1/1994 | Meryman | |
| D364,371 S | 11/1995 | Ray et al. | |
| D381,946 S | 8/1997 | Delashaw et al. | |
| D391,212 S | 2/1998 | Meryman et al. | |
| D403,636 S | 1/1999 | Meryman et al. | |
| D411,494 S | 6/1999 | Meryman et al. | |
| D423,429 S | 4/2000 | Hickman et al. | |
| D429,669 S | 8/2000 | Cook et al. | |
| D476,929 S | 7/2003 | Dozier et al. | |
| D482,302 S | 11/2003 | Dozier et al. | |
| D504,850 S | 5/2005 | Gunter et al. | |
| D518,424 S | 4/2006 | Clark et al. | |
| D519,067 S | 4/2006 | Steere et al. | |
| D519,068 S | 4/2006 | Clark et al. | |
| D519,069 S | 4/2006 | Clark et al. | |
| D530,653 S | 10/2006 | Angelo et al. | |
| D531,940 S | 11/2006 | McCuller et al. | |
| D540,722 S | 4/2007 | Angelo et al. | |
| D545,248 S | 6/2007 | Angelo et al. | |
| D563,840 S | 3/2008 | Simons et al. | |
| D565,484 S | 4/2008 | Johnson et al. | |
| D584,664 S | 1/2009 | Johnson et al. | |
| D584,665 S | 1/2009 | Johnson et al. | |
| D621,752 S | 8/2010 | Angelo et al. | |
| D633,419 S | 3/2011 | Peltola et al. | |
| D647,013 S | 10/2011 | Ito et al. | |
| D653,999 S | 2/2012 | Peltola et al. | |
| D684,508 S | 6/2013 | Peltola et al. | |
| D686,545 S | 7/2013 | Peltola et al. | |
| D702,162 S | 4/2014 | Heilaneh et al. | |
| D704,107 S | 5/2014 | Peltola et al. | |
| D709,807 S | 7/2014 | Heilaneh et al. | |
| D710,767 S | 8/2014 | Heilaneh et al. | |
| D725,008 S | 3/2015 | Peltola et al. | |
| D740,730 S | 10/2015 | Peltola et al. | |
| D763,745 S | 8/2016 | Lee, IV et al. | |
| D894,802 S * | 9/2020 | Grand | D12/169 |
| D904,244 S * | 12/2020 | Wood | D21/561 |
| D904,942 S | 12/2020 | Wraith et al. | |
| D907,544 S | 1/2021 | Wall et al. | |
| D908,560 S * | 1/2021 | Choi | D12/169 |
| D911,886 S | 3/2021 | Wheel et al. | |
| D913,170 S | 3/2021 | Sugiyama | |
| D918,794 S | 5/2021 | Choi et al. | |
| D918,796 S | 5/2021 | Ruiz | |
| D918,803 S * | 5/2021 | Wood | D12/171 |
| D918,808 S | 5/2021 | Nakajima | |
| D919,515 S | 5/2021 | Langhals et al. | |
| D924,750 S | 7/2021 | Buller et al. | |
| D925,414 S * | 7/2021 | Zurian | D12/169 |
| D926,090 S | 7/2021 | Bennett | |
| D927,371 S * | 8/2021 | Duncan | D12/169 |
| D927,372 S * | 8/2021 | Phan | D12/169 |
| D936,534 S * | 11/2021 | Huang | D12/169 |
| D937,156 S * | 11/2021 | Kaoud | D12/169 |
| D939,394 S * | 12/2021 | Chavda | D12/169 |
| D939,395 S * | 12/2021 | Duncan | D12/169 |
| D939,396 S * | 12/2021 | Phan | D12/169 |
| D945,333 S * | 3/2022 | Hagler | D12/171 |

OTHER PUBLICATIONS

Freightliner Coronado Stainless Steel Bumper Grille. Before Sep. 12, 2019. Big Truck Hoods, <https://bigtruckhoods.com/products/freightliner-coronado-bumper-steel-chrome-new-non-oem-1>.*

Front Bumper. 2011. IndiaMart. <https://www.indiamart.com/proddetail/front-bumper-10394092730.html>.*

Hammerhead Low Profile Front Bumper. Before Feb. 14, 2020. Real Truck, <https://realtruck.com/p/hammerhead-low-profile-front-bumper/>.*

“T800,” Kenworth Truck Company, 2002, 32-page brochure.

“T800,” Kenworth Truck Company, 2003, 32-page brochure.

“T800,” Kenworth Truck Company, 2005, 28-page brochure.

“T800,” Kenworth Truck Company, 2009, 28-page brochure.

“T800B,” Kenworth Truck Company, 1993, 8-page brochure.

Peterbilt Motors Company, “The Working Class,” Sep. 1976, 6-page brochure.

“The World’s Best,” Kenworth Truck Company, 1992, 12-page brochure.

“W900,” Kenworth Truck Company, 1996, 7-page brochure.

“W900,” Kenworth Truck Company, 2002, 32-page brochure.

“W900,” Kenworth Truck Company, 2005, 32-page brochure.

“W900,” Kenworth Truck Company, 2009, 28-page brochure.

Kenworth Truck Company, “W900L AeroCab,” 1994, 2-page brochure.

Kenworth Truck Company, “AeroCab,” 1993, 6-page brochure.

“AeroCab,” Kenworth Truck Company, as early as 1995, 3-page brochure.

“C500B,” Kenworth Truck Company, as early as 1990, 4-page brochure.

Peterbilt Motors Company, “Class Pays, Medium Duty,” Sep. 2000, 12-page brochure.

“Class Pays, Truck Models,” Peterbilt Motors Company, Mar. 2005, 24-page brochure.

“Class Pays,” Peterbilt Motors Company, Nov. 1998, 10-page brochure.

Peterbilt Motors Company, “Class Pays,” Sep. 1997, 10-page brochure.

“Class Pays, Construction Trucks,” Peterbilt Motors Company, Nov. 2003, 16-page brochure.

“Kenworth Truck Models,” Kenworth Truck Company, 2010, 16-page brochure.

Peterbilt Motors Company, “Model 330,” Oct. 1997, 3-page brochure.

Peterbilt Motors Company, “Model 379,” Apr. 2005, 2-page brochure.

Peterbilt Motors Company, “Model 379,” Mar. 1996, 5-page brochure.

Peterbilt Motors Company, “Rest with Class,” Apr. 1978, 4-page brochure.

“T170 Class 5,” Kenworth Truck Company, 2008, 4-page brochure.

“T270 Class 6 and T370 Class 7,” Kenworth Truck Company, 2008, 6-page brochure.

“T270 Class 6 and T370 Class 7,” Kenworth Truck Company, 2009, 6-page brochure.

“T270 Class 6 and T370 Class 7 Hybrid,” Kenworth Truck Company, 2009, 6-page brochure.

“T680,” Kenworth Truck Company, 2013, 34-page brochure.

“T680,” Kenworth Truck Company, 2016, 34-page brochure.

“T880,” Kenworth Truck Company, 2017, 32-page brochure.

“Model 579,” Peterbilt Motors Company, Oct. 2013, 13-page brochure.

“Medium Duty,” Peterbilt Motors Company, 2013, 9-page brochure.

“On-Highway,” Peterbilt Motors Company, 2013, 13-page brochure.

“Vocational,” Peterbilt Motors Company, 2013, 11-page brochure.

“T440,” Kenworth Truck Company, 2010, 6-page brochure.

“T470,” Kenworth Truck Company, 2010, 6-page brochure.

“T470H,” Kenworth Truck Company, 2009, 2-page brochure.

“Model 220,” Peterbilt Motors Company, 2019, 2-page brochure.

“220EV,” Peterbilt Motors Company, 2020, 5-page brochure.

“Model 337,” Peterbilt Motors Company, 2020, 2-page brochure.

“Model 389,” Peterbilt Motors Company, 2019, 2-page brochure.

“Model 348,” Peterbilt Motors Company, 2019, 2-page brochure.

“Model 520,” Peterbilt Motors Company, 2019, 2-page brochure.

“Model 567,” Peterbilt Motors Company, 2020, 16-page brochure.

“567 Heritage,” Peterbilt Motors Company, 2017, 2-page brochure.

“Model 579,” Peterbilt Motors Company, 2019, 28-page brochure.

“C500,” Kenworth Truck Company, 2012, 2-page brochure.

(56)

References Cited

OTHER PUBLICATIONS

- “T680,” Kenworth Truck Company, 2019, 40-page brochure.
“T800,” Kenworth Truck Company, 2012, 28-page brochure.
“T440/T470,” Kenworth Truck Company, 2015, 8-page brochure.
“K270E/K370E,” Kenworth Truck Company, 2020, 4-page brochure.
“T270/T370,” Kenworth Truck Company, 2019, 16-page brochure.
“K270/K370,” Kenworth Truck Company, 2014, 12-page brochure.
“W990,” Kenworth Truck Company, 2018, 32-page brochure.
“T880,” Kenworth Truck Company, 2019, 36-page brochure.
“Model 367,” Peterbilt Motors Company, URL=<https://www.peterbilt.com/trucks/vocational/model-367>, retrieved Nov. 20, 2020, 12 pages.
“Model 365,” Peterbilt Motors Company, URL=<https://www.peterbilt.com/trucks/vocational/model-365>, retrieved Nov. 20, 2020, 11 pages.
“Model 325,” Peterbilt Motors Company, URL=<https://www.peterbilt.com/trucks/medium-duty/model-325>, retrieved Nov. 20, 2020, 12 pages.
Adler, Alan, “Peterbilt Will Begin Limited Electric Truck Sales in 2020,” Oct. 29, 2019, Freightwaves, URL=<https://www.freightwaves.com/news/peterbilt-will-begin-limited-electric-truck-sales-in-late-2020>.
Vehicle Bumper, (Design—© Questel) orbit.com, online PDF compilation of references, print dates range Jun. 16, 2020 to Aug. 7, 2020, retrieved Aug. 9, 2021, 28 pages.
“2019 Peterbilt 579,” 2019, TEL Equipment Sales, URL=https://www.lves.com/inventory/specsheet_res/?ID=16057093.
“Kenworth T660 2008 Images,” 2008, FavCars.com, URL=<https://www.favcars.com/kenworth-t660-2008-images-414887>.

* cited by examiner

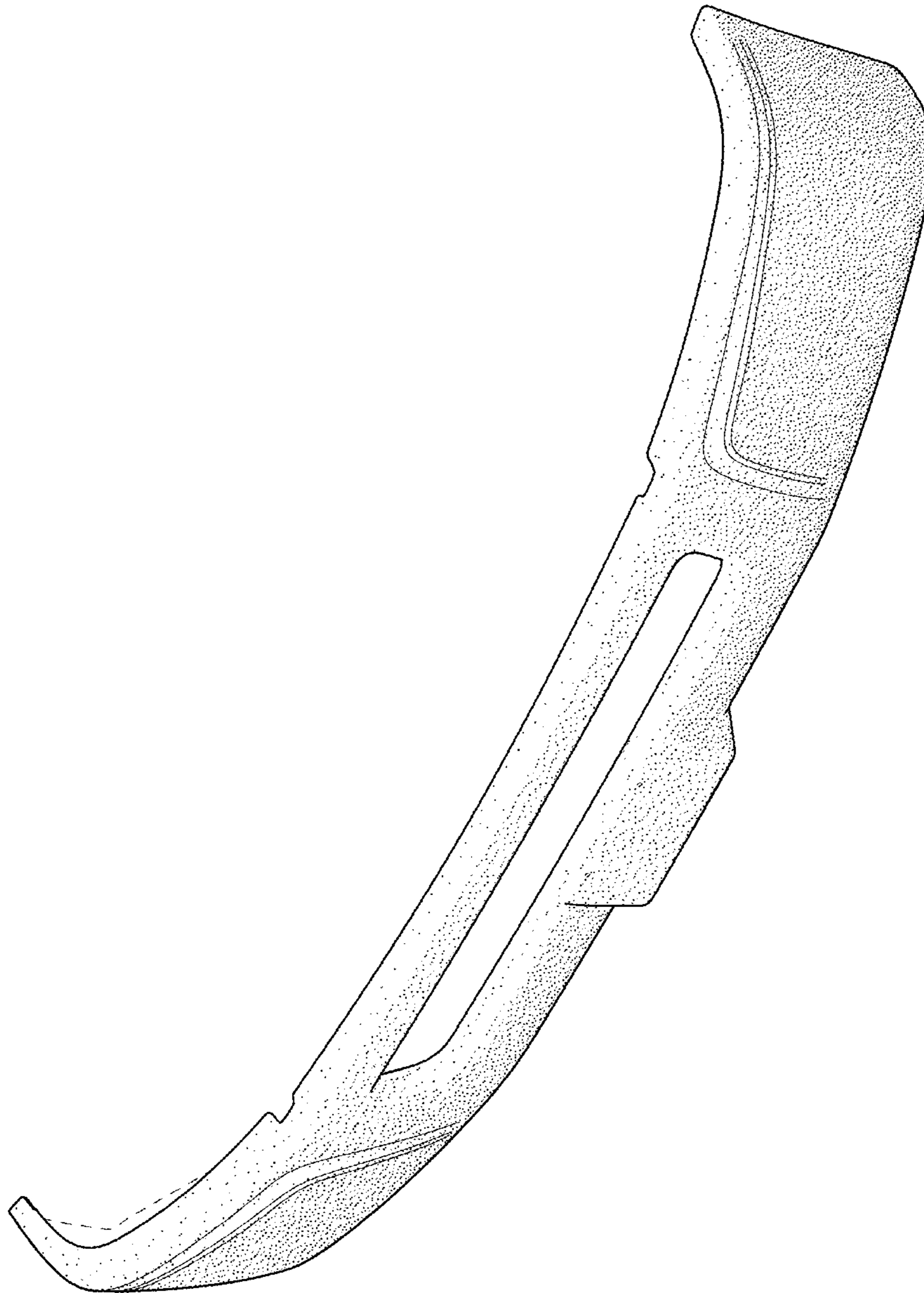


FIG. 1




FIG. 2




FIG. 3

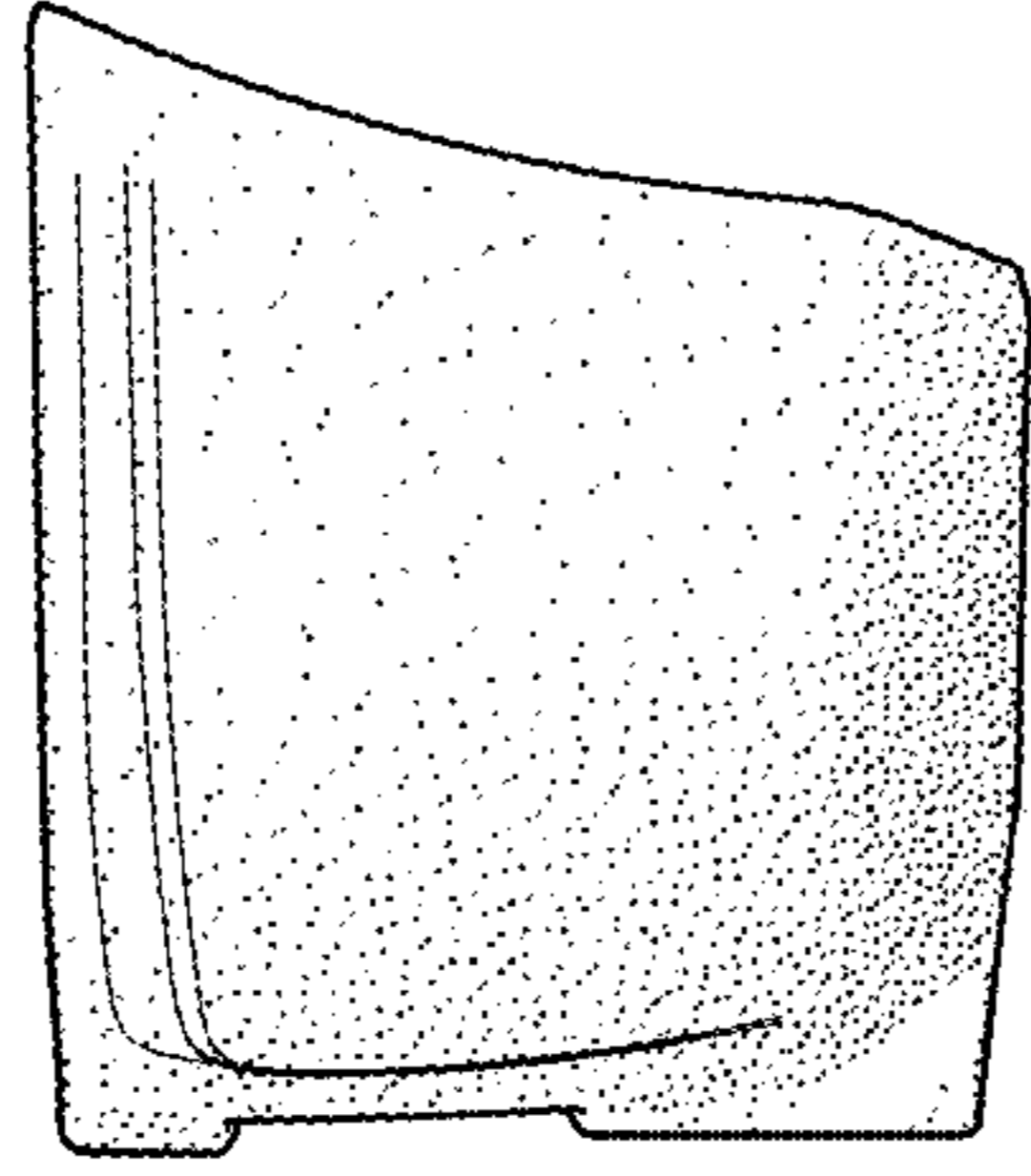


FIG. 5

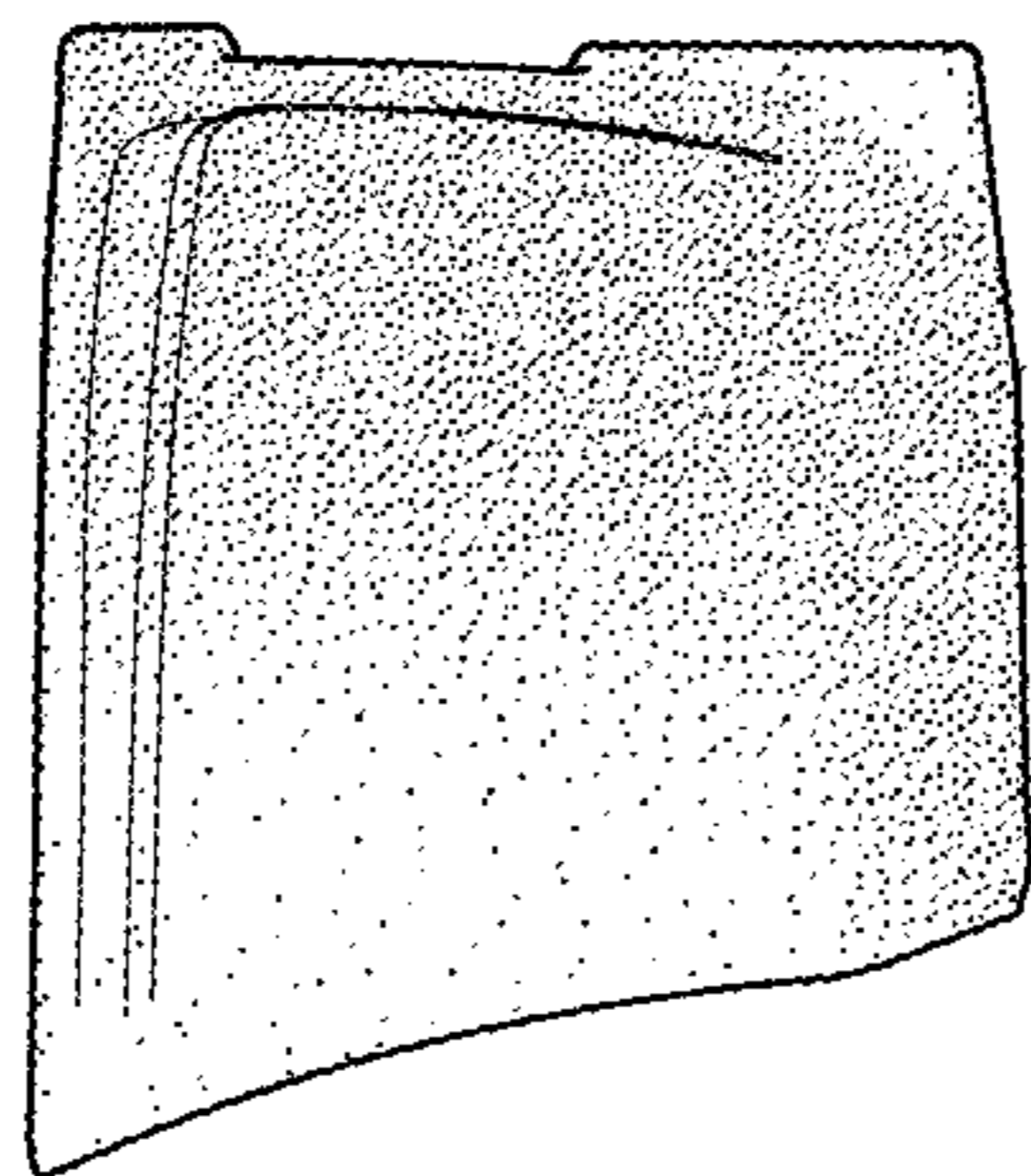


FIG. 4




FIG. 6

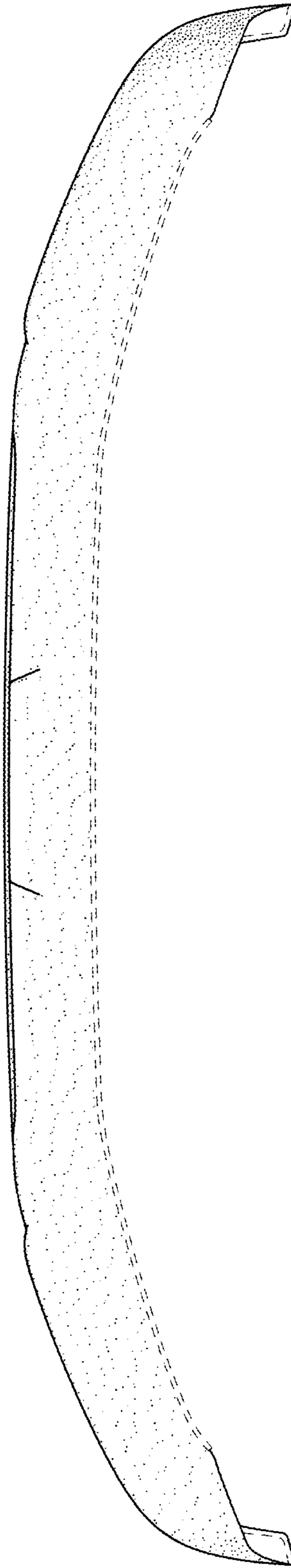


FIG. 7

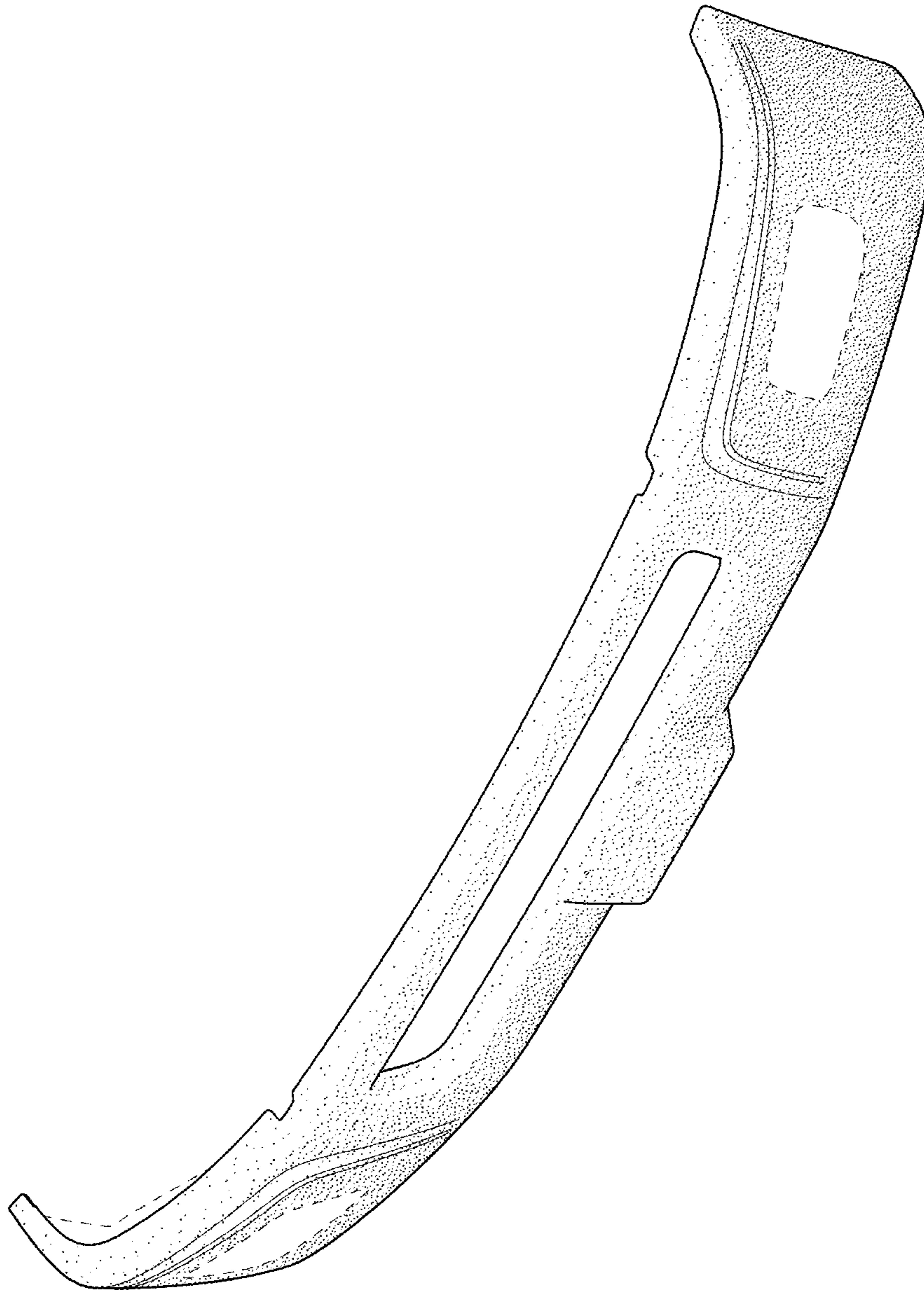


FIG. 8




FIG. 9




FIG. 10

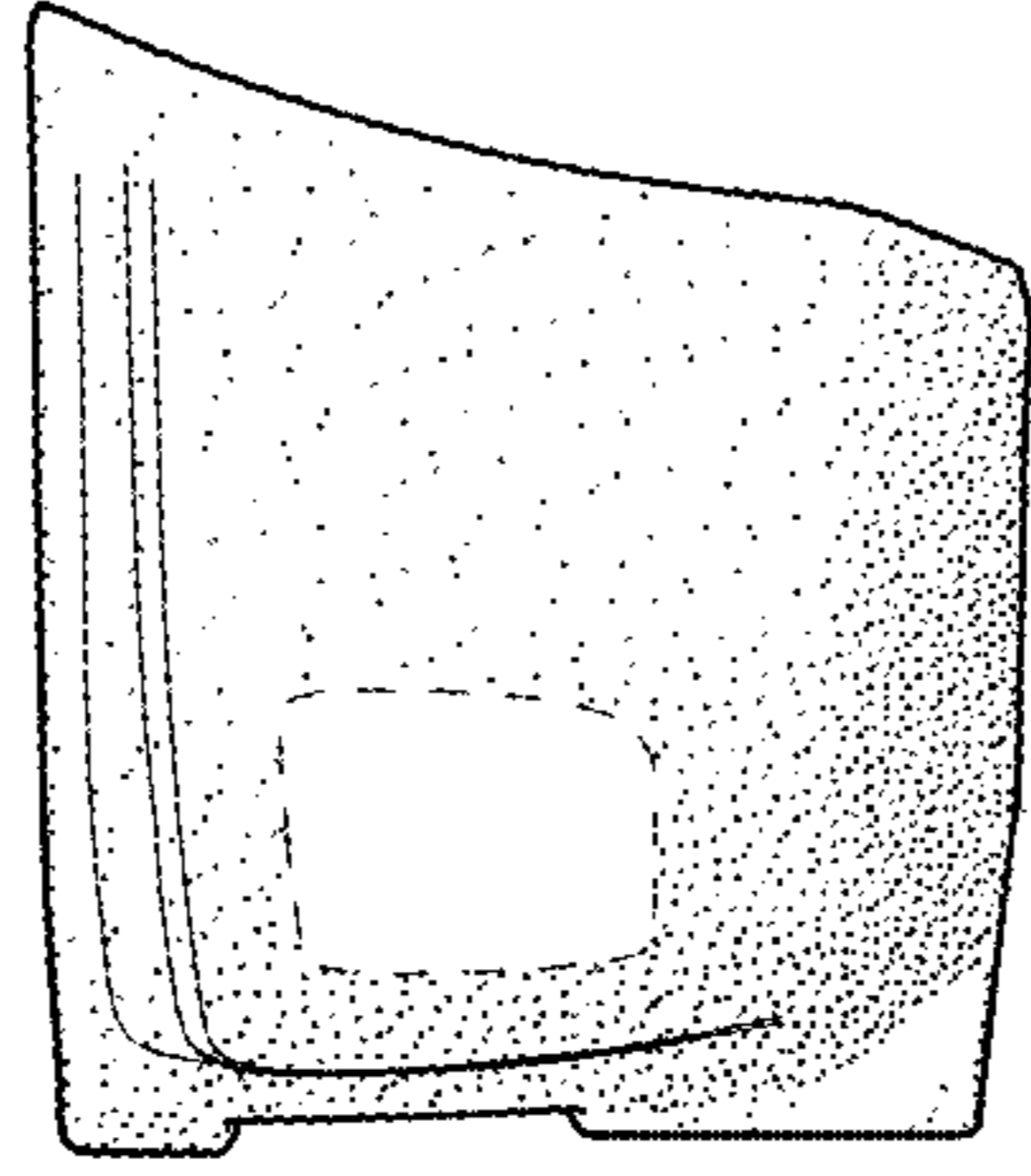


FIG. 12

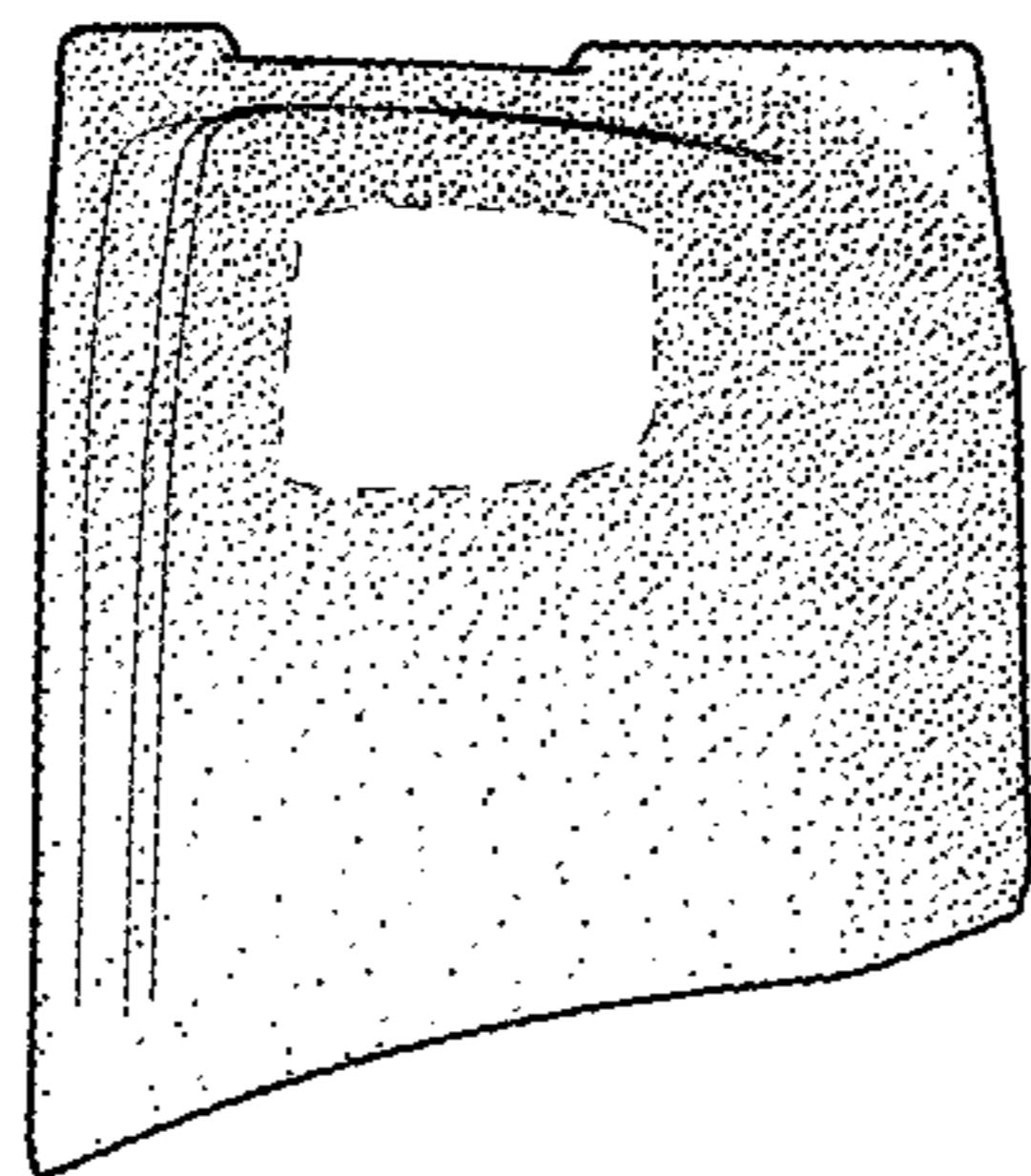


FIG. 11




FIG. 13

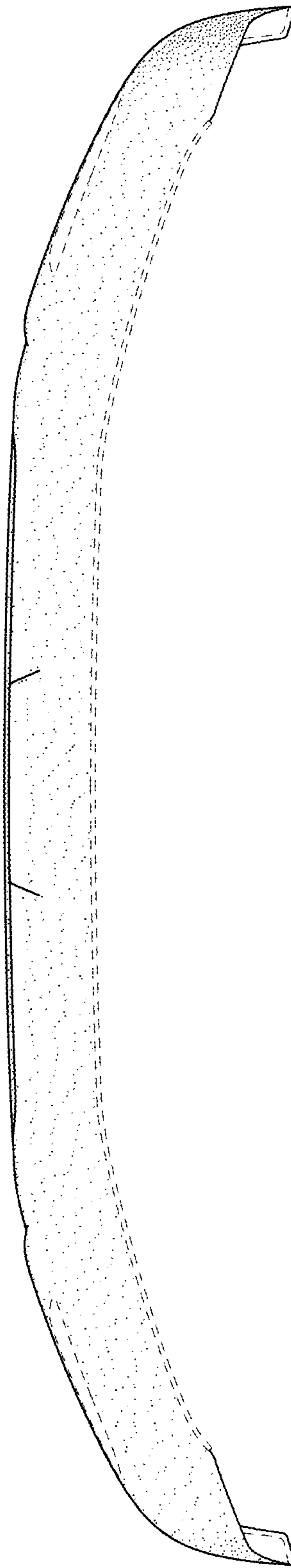


FIG. 14