



US00D958021S

(12) **United States Design Patent** (10) **Patent No.:** **US D958,021 S**
Pena (45) **Date of Patent:** **** Jul. 19, 2022**

(54) **REAR BUMPER FOR A VEHICLE**

FOREIGN PATENT DOCUMENTS

(71) Applicant: **Bayerische Motoren Werke Aktiengesellschaft**, Munich (DE)

WO WO DM/070931 3/2009

(72) Inventor: **Jose Alberto Casas Pena**, Munich (DE)

OTHER PUBLICATIONS

(73) Assignee: **Bayerische Motoren Werke Aktiengesellschaft**, Munich (DE)

“Wide range of BMW M Performance Parts for the new BMW 5 Series, the BMW M5 and the BMW M5 Competition,” BMW Corporate Communications, Media Information, Jul. 28, 2020, pp. 1-6, München, Germany.

(**) Term: **15 Years**

* cited by examiner

(21) Appl. No.: **29/765,990**

Primary Examiner — Melody N Brown

(22) Filed: **Jan. 13, 2021**

(74) *Attorney, Agent, or Firm* — Crowell & Moring LLP

(30) **Foreign Application Priority Data**

(57) **CLAIM**

Jul. 21, 2020 (DE) 402020100678.5

The ornamental design for a rear bumper for a vehicle, as shown and described.

(51) **LOC (13) Cl.** **12-16**

(52) **U.S. Cl.**
USPC **D12/169**

DESCRIPTION

(58) **Field of Classification Search**
USPC D12/169, 164, 196, 171, 86, 90-92;
296/180.1, 180.2

This application contains subject matter related to the following co-pending U.S. design patent application:

CPC B60R 19/02; B60R 19/04; B62D 25/08

Application Ser. No. 29/765,985, filed herewith and entitled “Rear Bumper for a Vehicle”.

See application file for complete search history.

FIG. 1 is a front view of a rear bumper for a vehicle according to the design;

(56) **References Cited**

U.S. PATENT DOCUMENTS

D772,121 S 11/2016 Luk
D813,114 S 3/2018 Zurian
D854,979 S * 7/2019 Krieg D12/169
D854,984 S * 7/2019 Dewitt D12/169
D855,509 S * 8/2019 Wilkins D12/169
D856,210 S 8/2019 De Bono
D856,874 S * 8/2019 Kozub D12/172

FIG. 2 is a left, bottom perspective view thereof;

FIG. 3 is a right, front perspective view thereof;

FIG. 4 is a left side view thereof;


FIG. 5 is a right side view thereof;

FIG. 6 is a top view thereof;

FIG. 7 is a bottom view thereof; and,

FIG. 8 is a rear view thereof.

1 Claim, 8 Drawing Sheets



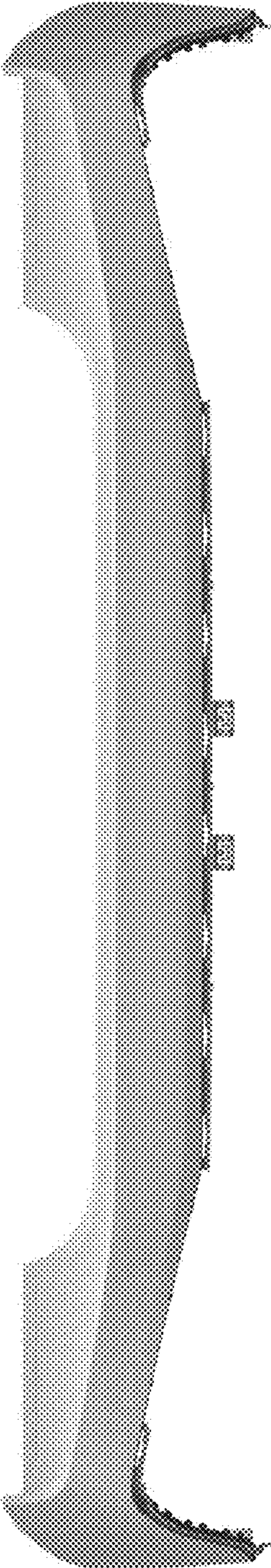


Fig. 1

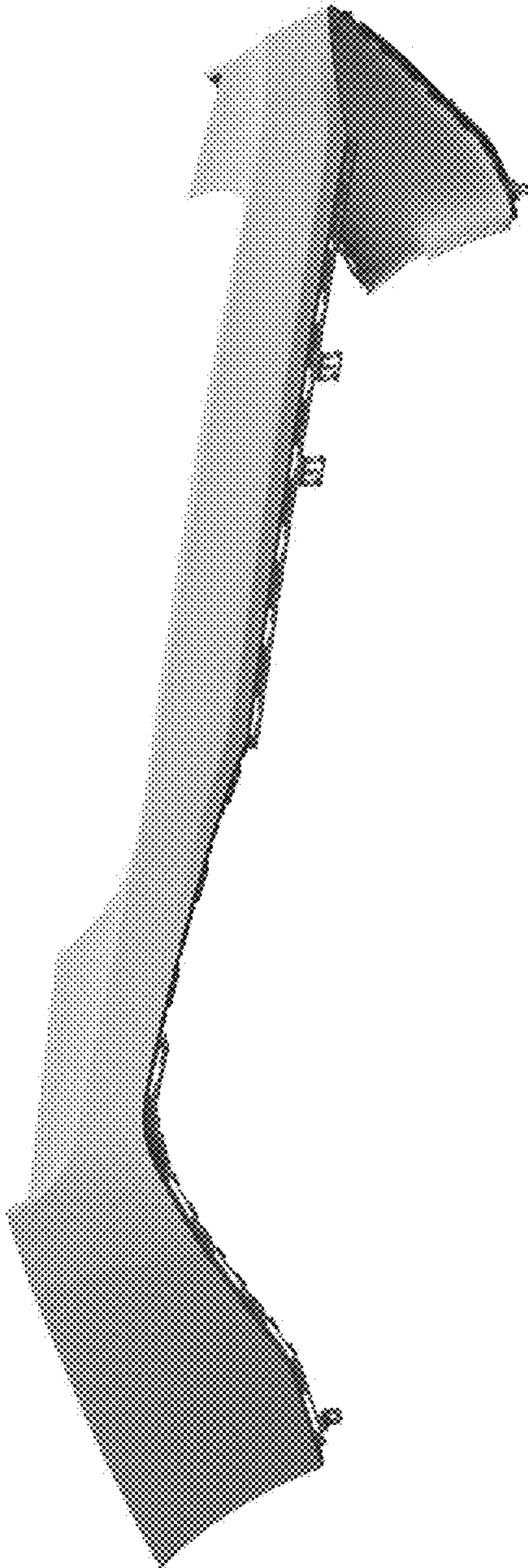


Fig. 2




Fig. 3

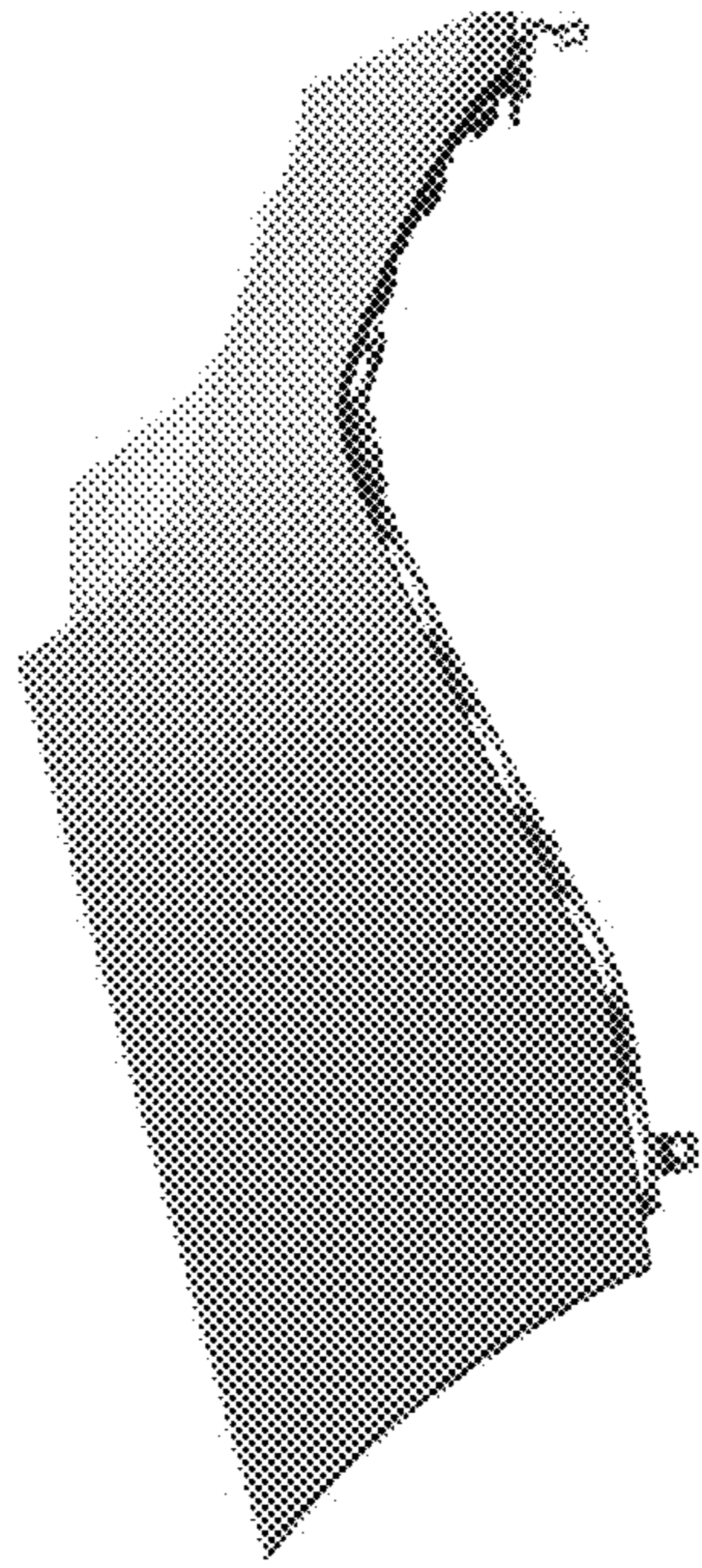


Fig. 4

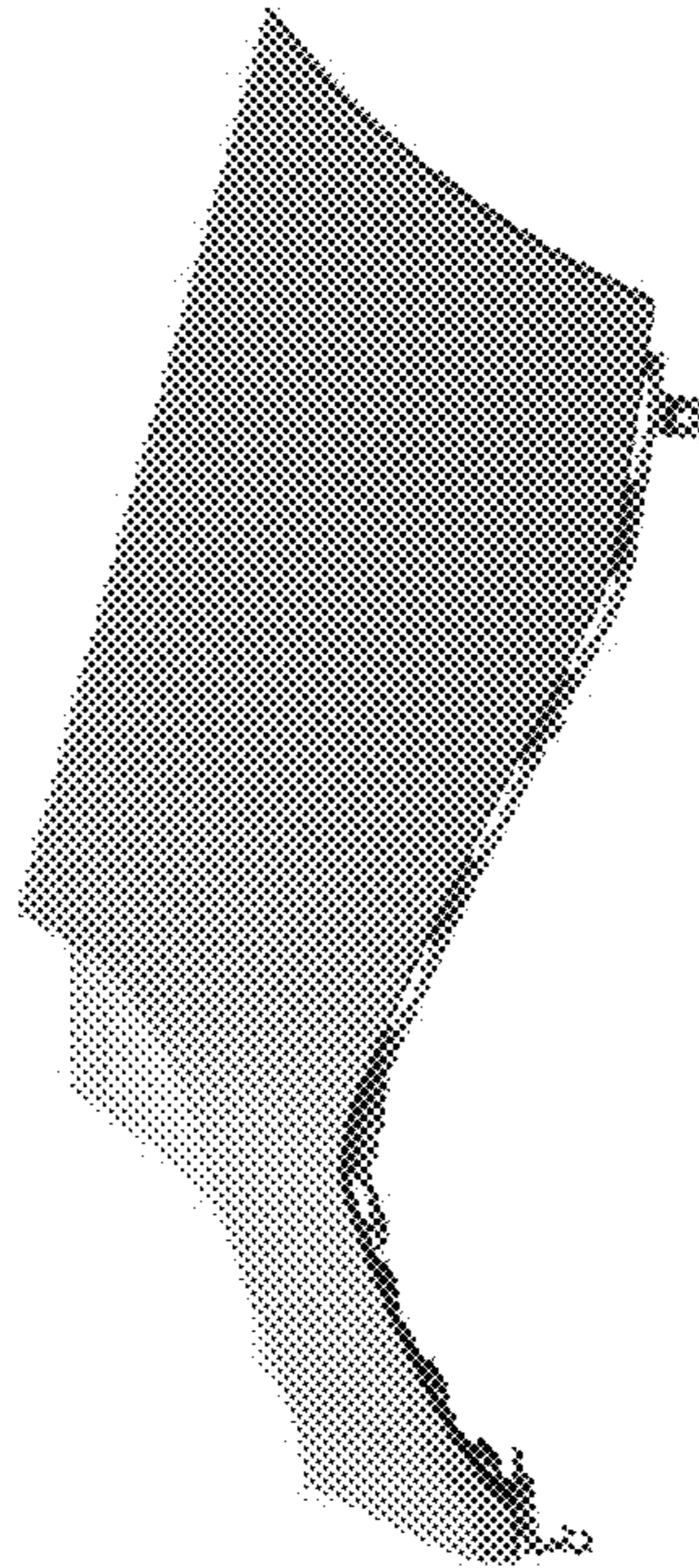


Fig. 5




Fig. 6




Fig. 7

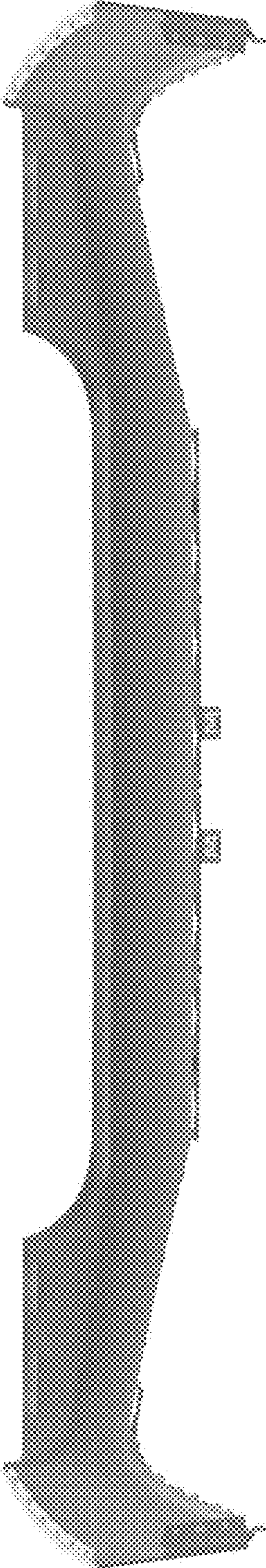


Fig. 8