



US00D958014S

(12) **United States Design Patent** (10) **Patent No.:** **US D958,014 S**
Ryoo et al. (45) **Date of Patent:** **** Jul. 19, 2022**

(54) **FRONT GRILLE FOR AN AUTOMOBILE**

(71) Applicant: **Nissan Motor Co., Ltd.**, Kanagawa (JP)

(72) Inventors: **Wookha Ryoo**, Kanagawa (JP);
Seungchul Boo, Tokyo (JP)

(73) Assignee: **Nissan Motor Co., Ltd.**, Yokohama (JP)

(**) Term: **15 Years**

(21) Appl. No.: **29/747,721**

(22) Filed: **Aug. 25, 2020**

(30) **Foreign Application Priority Data**

Feb. 26, 2020 (JP) 2020-003635

(51) **LOC (13) Cl.** **12-16**

(52) **U.S. Cl.**
USPC **D12/163**

(58) **Field of Classification Search**
USPC D12/163, 196, 86, 90-92, 169, 190, 98,
D12/164; 293/102, 113, 115, 117, 120,
293/193.11; 296/180.1, 180.2; 180/68.1,
180/68.6

CPC B60R 19/52; B60K 11/08; B62D 25/08;
B62B 9/16

See application file for complete search history.

(56) **References Cited**

U.S. PATENT DOCUMENTS

D702,155 S * 4/2014 Hanaoka D12/163
D717,217 S * 11/2014 Murakawa D12/163
D720,264 S * 12/2014 Hanaoka D12/163
D721,020 S * 1/2015 Hanaoka D12/163
D738,798 S * 9/2015 Morikawa D12/163
D766,782 S * 9/2016 Arroba D12/163
D783,465 S * 4/2017 Choi D12/163
D789,844 S * 6/2017 Sakai D12/163

D789,845 S * 6/2017 Oohashi D12/163
D797,013 S * 9/2017 Sahara D12/163
D797,014 S * 9/2017 Park D12/163
D809,979 S * 2/2018 Tanaka D12/163
D817,234 S * 5/2018 Park D12/163
D818,885 S * 5/2018 Seo D12/163
D818,891 S * 5/2018 Minamiyama D12/163
D819,504 S * 6/2018 Lalo D12/163
D819,507 S * 6/2018 Bridan D12/163
D819,508 S * 6/2018 Ino D12/163
D819,509 S * 6/2018 Tanaka D12/163
D819,511 S * 6/2018 Ishii D12/163

(Continued)

FOREIGN PATENT DOCUMENTS

JP D1380440 S 2/2010
JP D1412381 S 4/2012
JP D1499099 S 6/2014
JP D1576080 S 5/2019

(Continued)

Primary Examiner — Melody N Brown

(74) *Attorney, Agent, or Firm* — Global IP Counselors, LLP

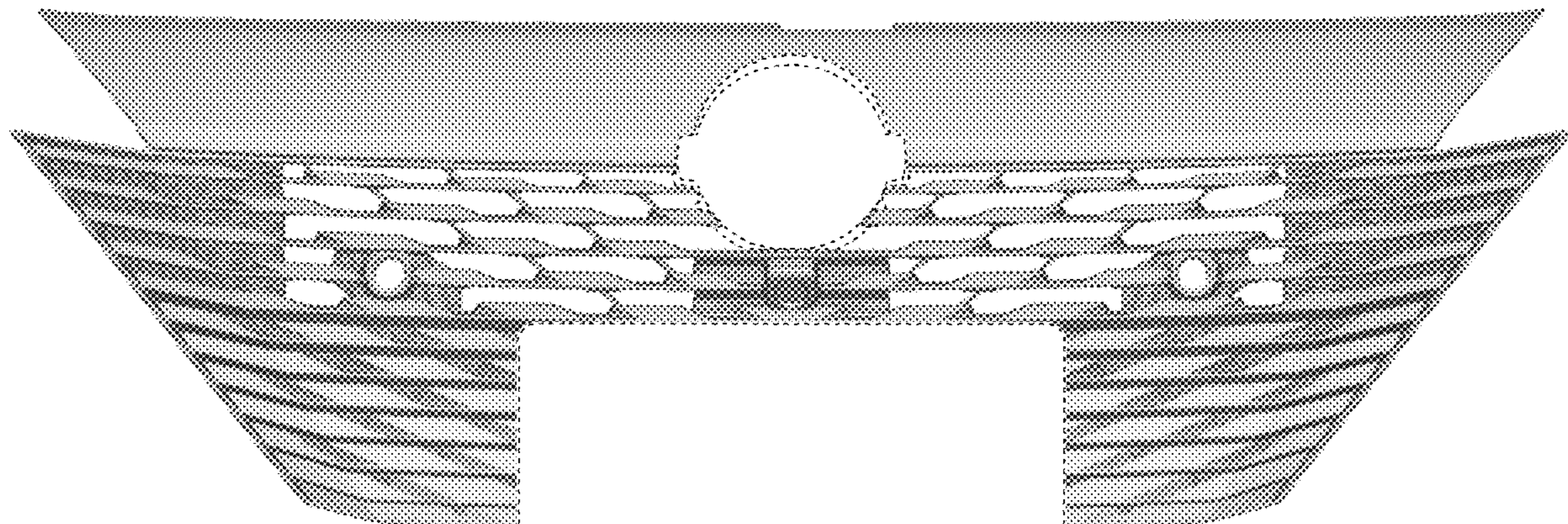
(57) **CLAIM**

The ornamental design for a front grille for an automobile, as shown and described.

DESCRIPTION

FIG. 1 is a front and right side perspective view of a front grille for an automobile showing our new design; FIG. 2 is a front and left side perspective view thereof; FIG. 3 is a front elevational view; FIG. 4 is a top plan view thereof; FIG. 5 is a right side elevational view thereof; and, FIG. 6 is a left side elevational view thereof. The broken line showing of the front grille is for purpose of illustrating environmental structure and forms no part of the claimed design. The rear view and the bottom view of the front grille form no part of the claimed design.

1 Claim, 6 Drawing Sheets



(56)

References Cited

U.S. PATENT DOCUMENTS

D821,933	S	*	7/2018	Ishii	D12/163
D822,545	S	*	7/2018	Sahara	D12/163
D824,813	S	*	8/2018	Miyazawa	D12/163
D830,249	S	*	10/2018	Zhang	D12/169
D830,251	S	*	10/2018	Komuro	D12/169
D853,901	S	*	7/2019	Nakajima	D12/163
D854,972	S	*	7/2019	Suzuki	D12/163
D864,789	S	*	10/2019	Lee	D12/92
D864,801	S	*	10/2019	Morita	D12/163
D866,399	S	*	11/2019	Bischoff	D12/92
D867,230	S	*	11/2019	Basmanov	D12/163
D870,000	S	*	12/2019	Joudo	D12/163
D874,989	S	*	2/2020	Utsunomiya	D12/163
D890,638	S	*	7/2020	Lee	D12/163
D916,630	S	*	4/2021	Horie	D12/163

FOREIGN PATENT DOCUMENTS

JP	D1630806	S	5/2019
JP	D1638652	S	8/2019
JP	D1619835	S	12/2019
JP	D1622920	S	1/2020
JP	D1651417	S	1/2020
JP	D1651418	S	1/2020
JP	D1651422	S	1/2020
JP	D1665120	S	8/2020
JP	D1665123	S	8/2020
JP	D1665181	S	8/2020
JP	D1670940	S	10/2020
JP	D1645661	S	11/2020
JP	D1678256	S	2/2021
JP	D1678258	S	2/2021
JP	D1655720	S	3/2021
JP	D1659142	S	5/2021

* cited by examiner

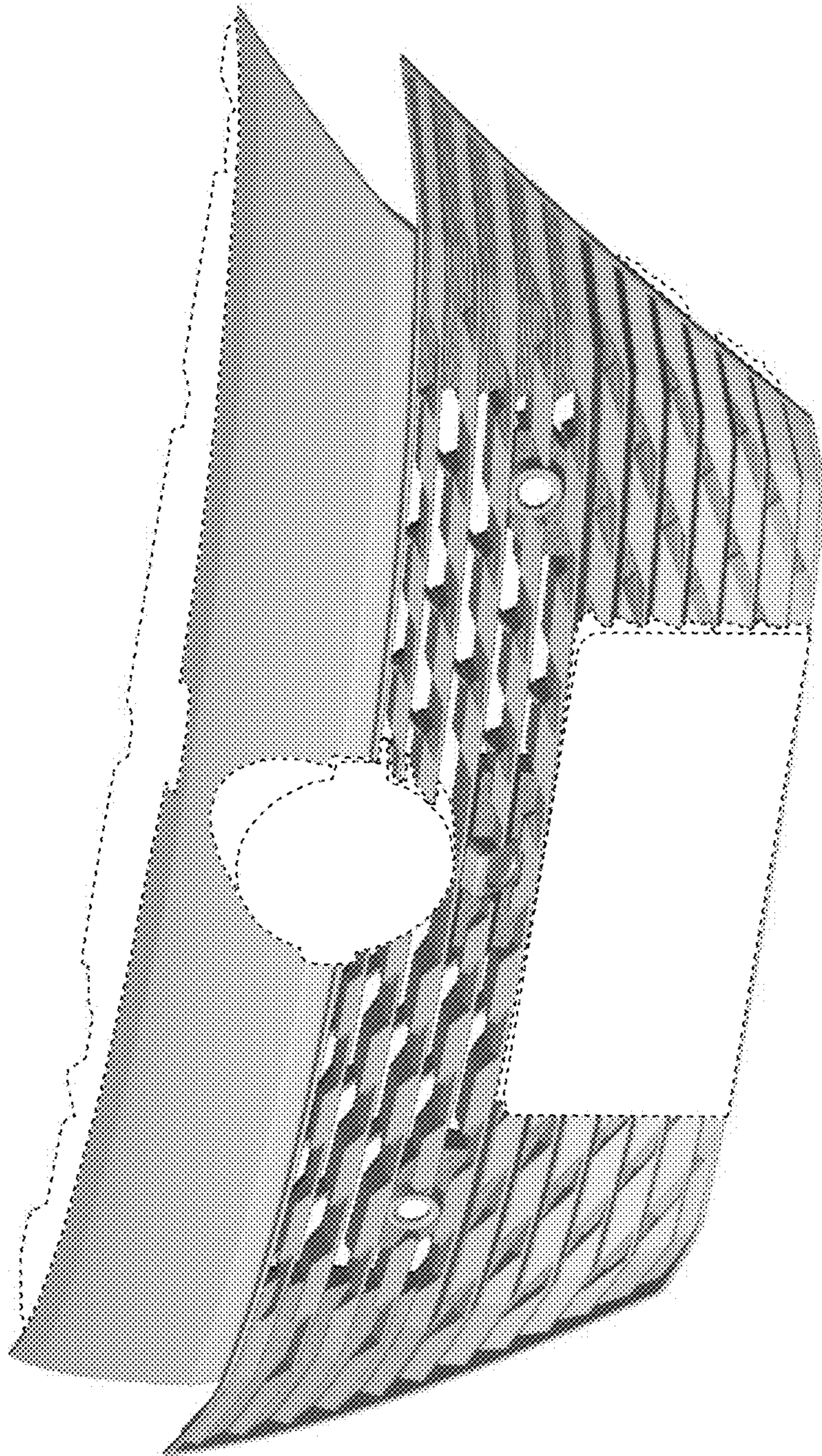


FIG. 1

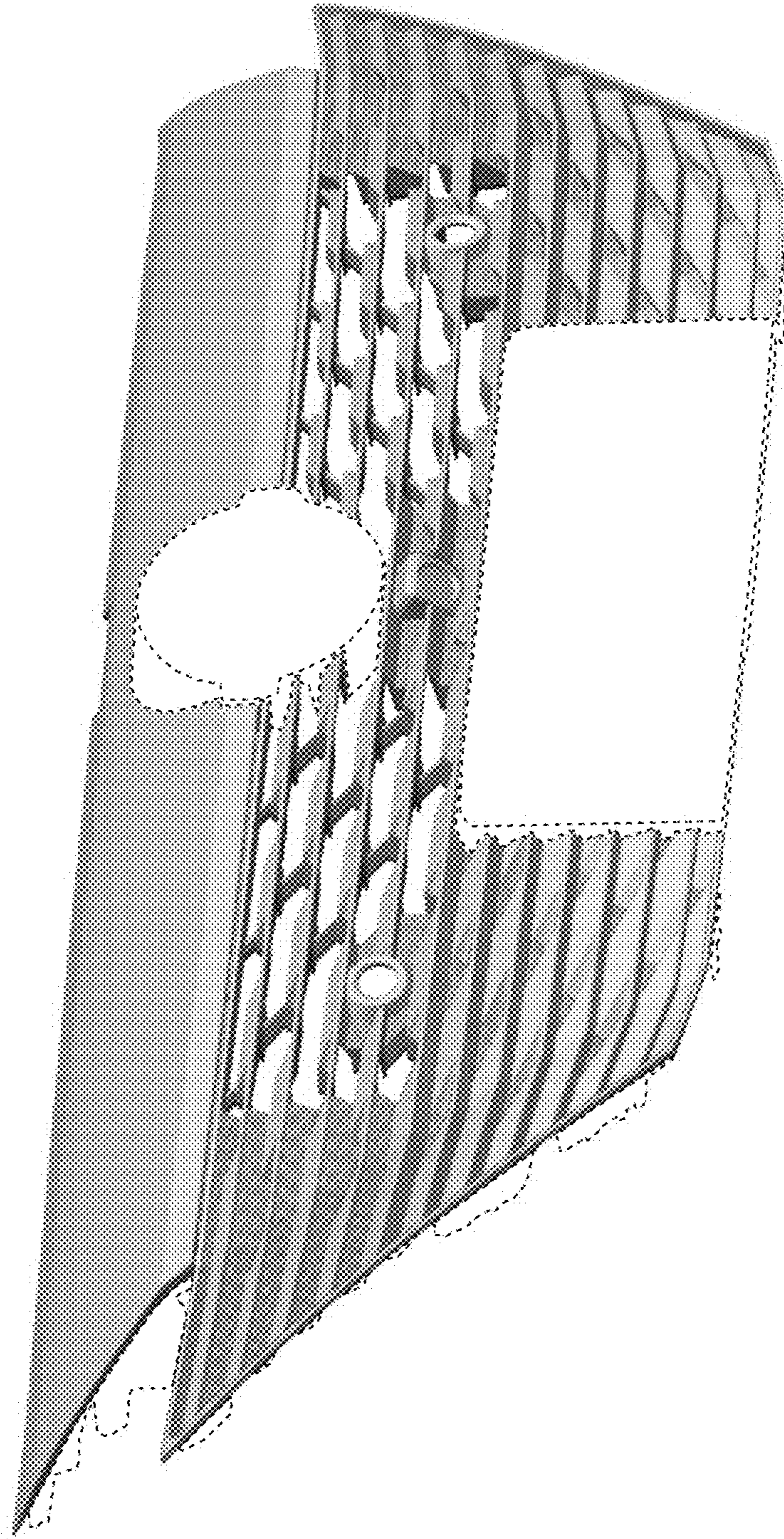


FIG. 2

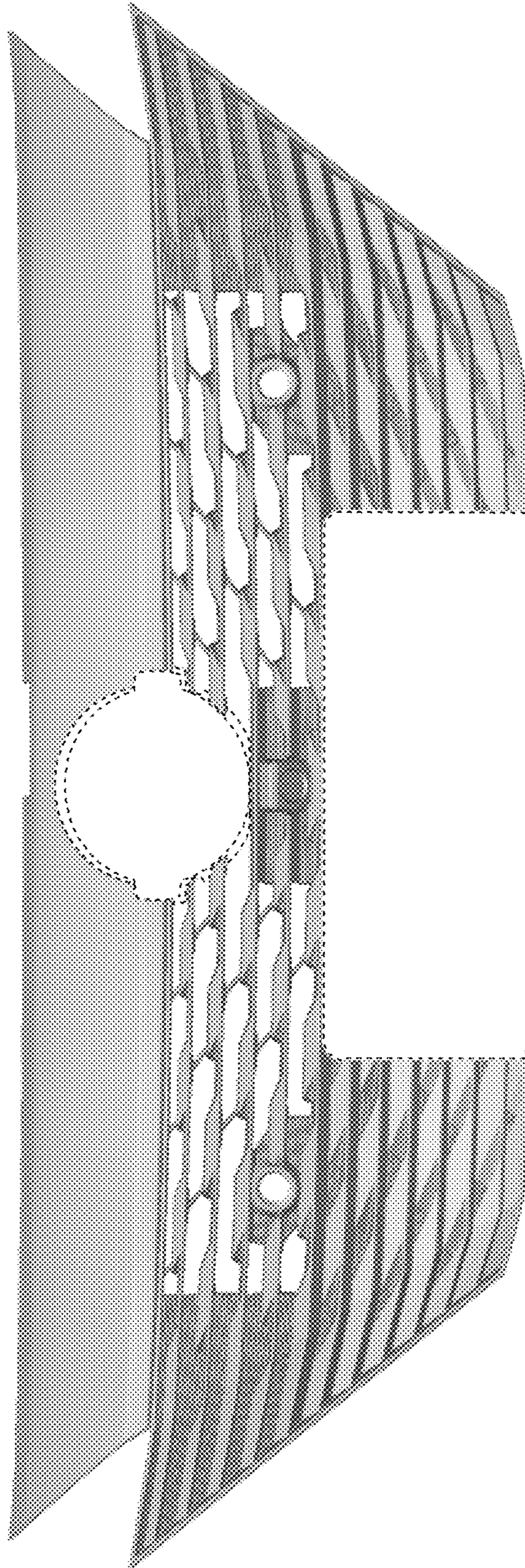


FIG. 3

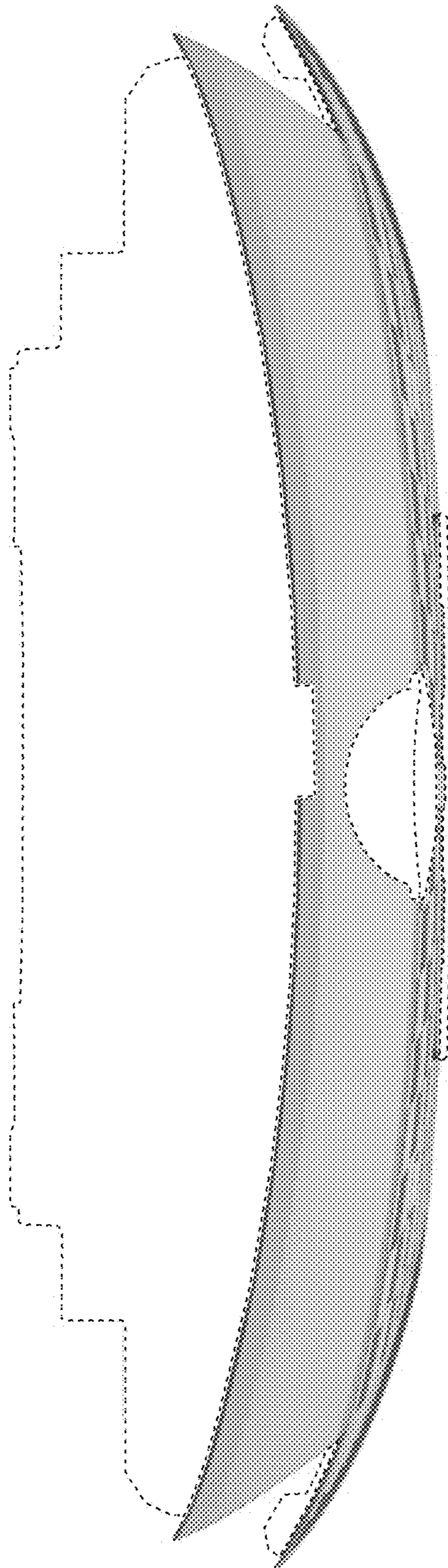


FIG. 4

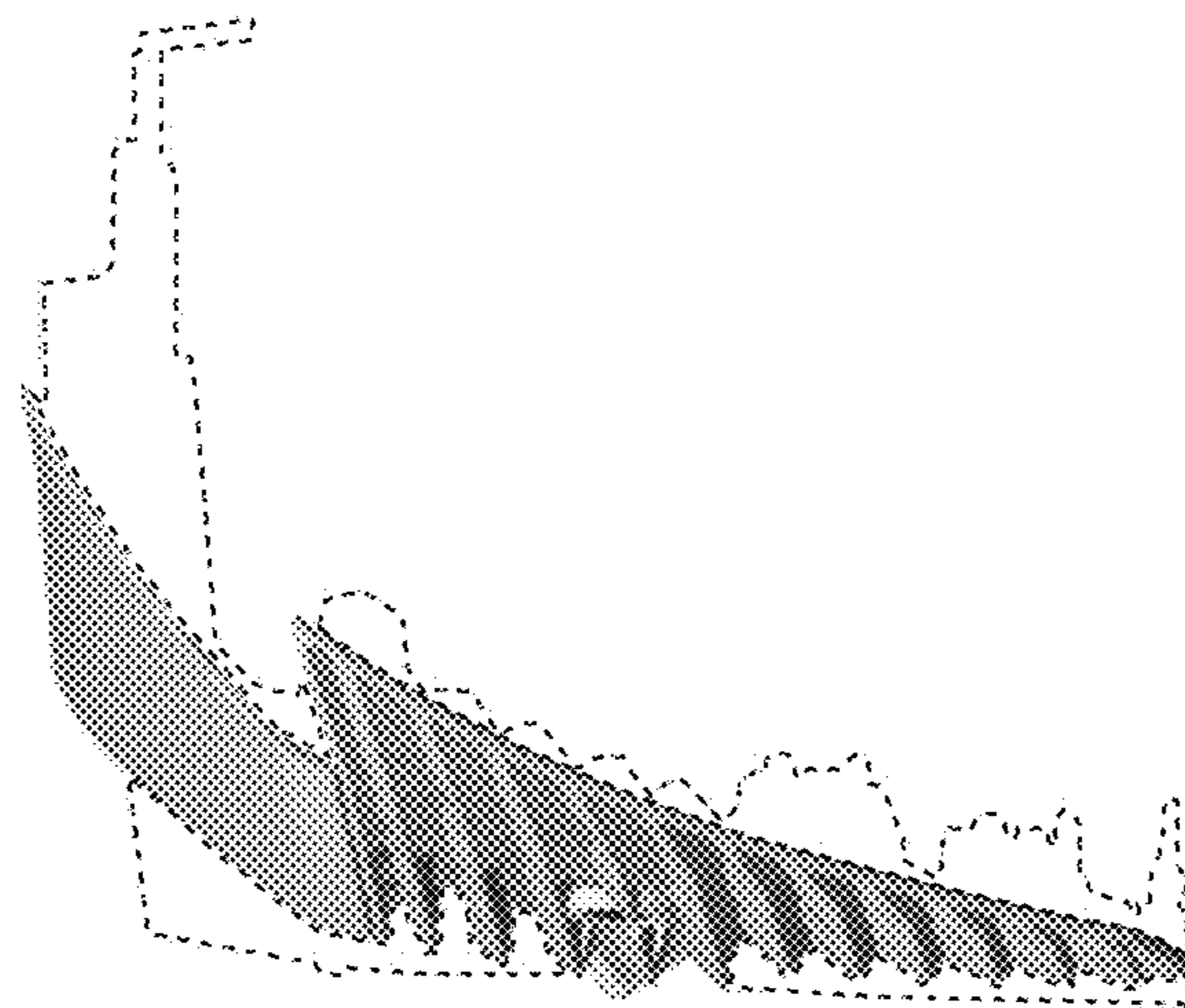


FIG. 5

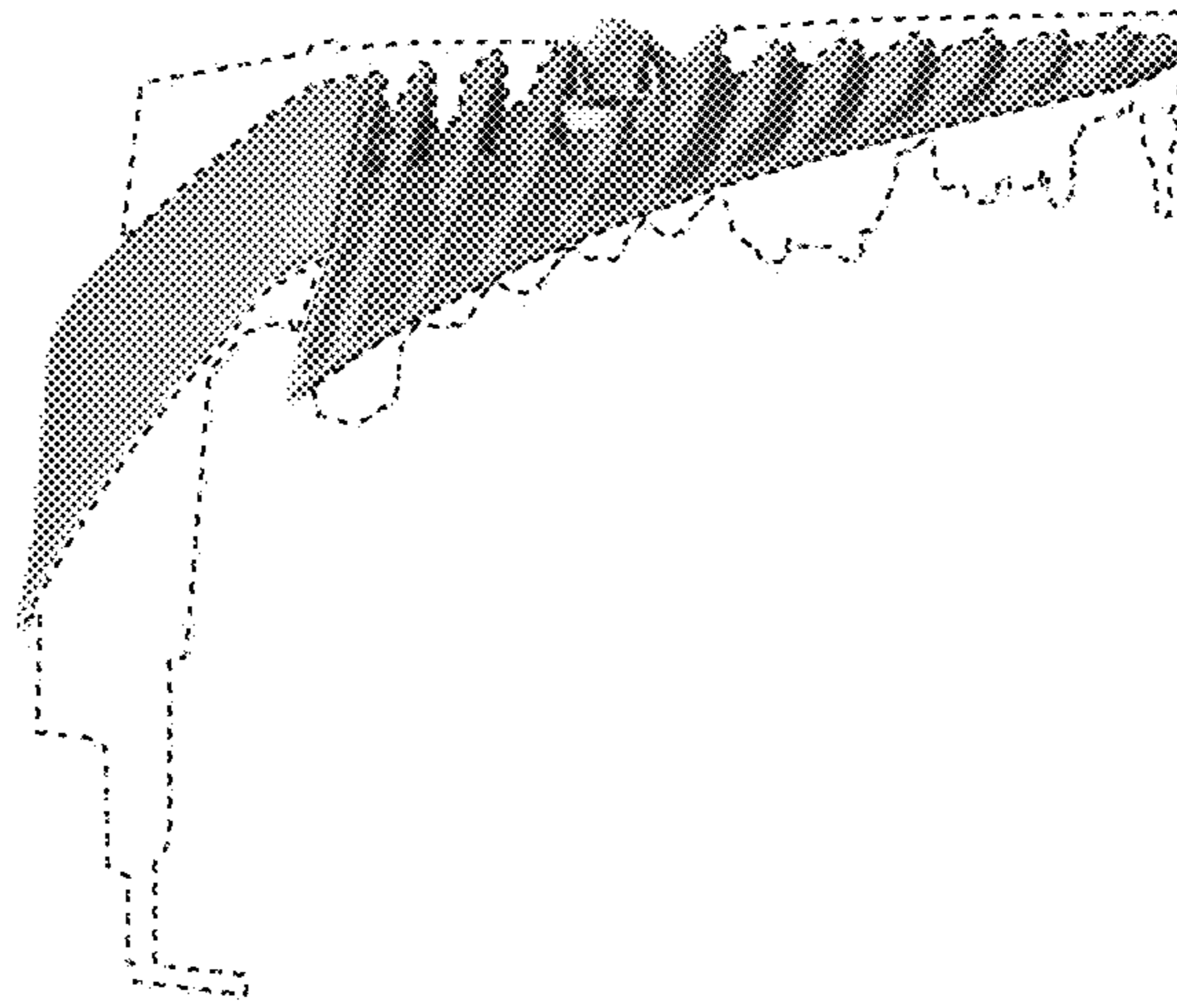


FIG. 6