



US00D958013S

(12) **United States Design Patent** (10) **Patent No.:** **US D958,013 S**
Boo (45) **Date of Patent:** **** Jul. 19, 2022**

(54) **FRONT GRILLE FOR AN AUTOMOBILE**

(71) Applicant: **Nissan Motor Co., Ltd.**, Kanagawa (JP)

(72) Inventor: **Seungchul Boo**, Tokyo (JP)

(73) Assignee: **Nissan Motor Co., Ltd.**, Yokohama (JP)

(**) Term: **15 Years**

(21) Appl. No.: **29/747,720**

(22) Filed: **Aug. 25, 2020**

(30) **Foreign Application Priority Data**

Feb. 26, 2020 (JP) 2020-003634

(51) **LOC (13) Cl.** **12-16**

(52) **U.S. Cl.**
USPC **D12/163**

(58) **Field of Classification Search**
USPC D12/163, 196, 86, 90-92, 169, 190, 98,
D12/164; 293/102, 113, 115, 117, 120,
293/193.11; 296/180.1, 180.2; 180/68.1,
180/68.6
CPC B60R 19/52; B60K 11/08; B62D 25/08;
B62B 9/16

See application file for complete search history.

(56) **References Cited**

U.S. PATENT DOCUMENTS

D702,155 S *	4/2014	Hanaoka	D12/163
D717,217 S *	11/2014	Murakawa	D12/163
D720,264 S *	12/2014	Hanaoka	D12/163
D721,020 S *	1/2015	Hanaoka	D12/163
D738,798 S *	9/2015	Morikawa	D12/163
D766,782 S *	9/2016	Arroba	D12/163
D783,465 S *	4/2017	Choi	D12/163
D789,844 S *	6/2017	Sakai	D12/163
D789,845 S *	6/2017	Oohashi	D12/163
D797,013 S *	9/2017	Sahara	D12/163

D797,014 S *	9/2017	Park	D12/163
D809,979 S *	2/2018	Tanaka	D12/163
D817,234 S *	5/2018	Park	D12/163
D818,885 S *	5/2018	Seo	D12/163
D818,891 S *	5/2018	Minamiyama	D12/163
D819,504 S *	6/2018	Lalo	D12/163
D819,507 S *	6/2018	Bridan	D12/163
D819,508 S *	6/2018	Ino	D12/163
D819,509 S *	6/2018	Tanaka	D12/163
D819,511 S *	6/2018	Ishii	D12/163
D821,933 S *	7/2018	Ishii	D12/163
D822,545 S *	7/2018	Sahara	D12/163
D824,813 S *	8/2018	Miyazawa	D12/163
D830,249 S *	10/2018	Zhang	D12/169
D830,251 S *	10/2018	Komuro	D12/169

(Continued)

FOREIGN PATENT DOCUMENTS

JP	D1380440 S	2/2010
JP	D1412381 S	4/2012

(Continued)

Primary Examiner — Melody N Brown

(74) *Attorney, Agent, or Firm* — Global IP Counselors, LLP

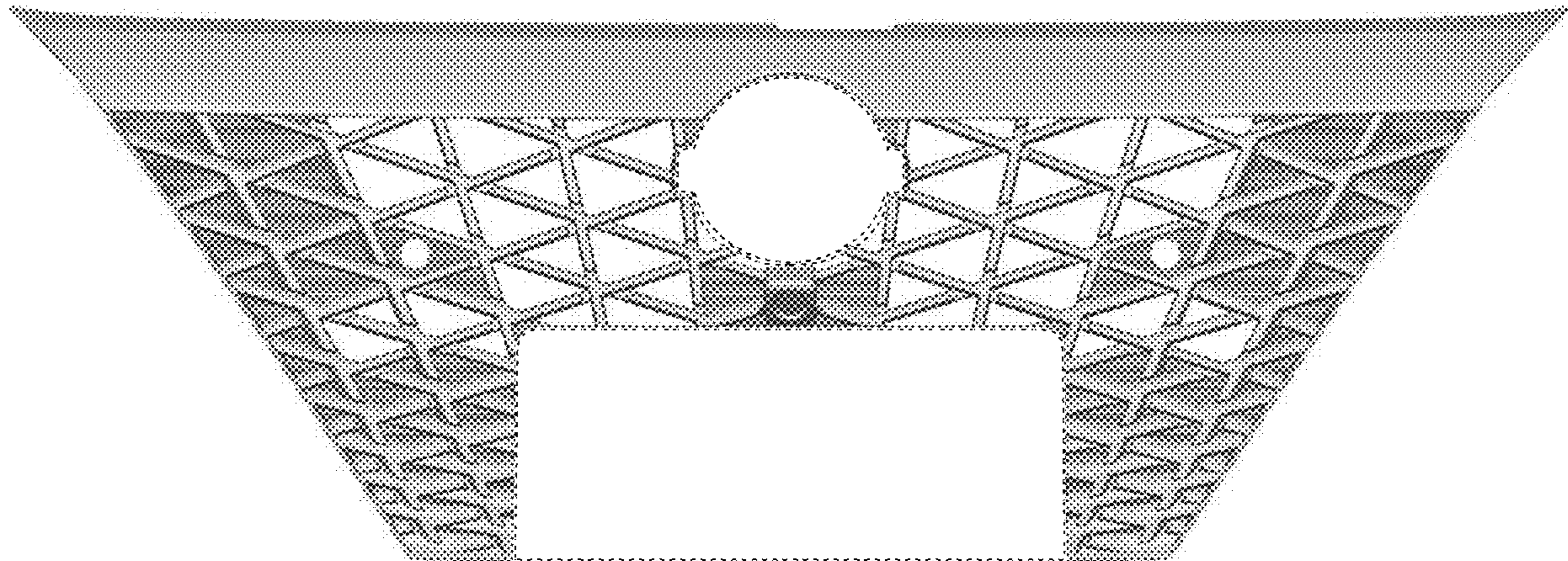
(57) **CLAIM**

The ornamental design for a front grille for an automobile, as shown and described.

DESCRIPTION

FIG. 1 is a front and right side perspective view of a front grille for an automobile showing our new design; FIG. 2 is a front and left side perspective view thereof; FIG. 3 is a front elevational view; FIG. 4 is a top plan view thereof; FIG. 5 is a right side elevational view thereof; and, FIG. 6 is a left side elevational view thereof. The broken line showing of the front grille is for purpose of illustrating environmental structure and forms no part of the claimed design. The rear view and the bottom view of the front grille form no part of the claimed design.

1 Claim, 6 Drawing Sheets



(56)

References Cited

U.S. PATENT DOCUMENTS

D853,901 S * 7/2019 Nakajima D12/163
 D854,972 S * 7/2019 Suzuki D12/163
 D864,789 S * 10/2019 Lee D12/92
 D864,801 S * 10/2019 Morita D12/163
 D866,399 S * 11/2019 Bischoff D12/92
 D867,230 S * 11/2019 Basmanov D12/163
 D870,000 S * 12/2019 Joudo D12/163
 D874,989 S * 2/2020 Utsunomiya D12/163
 D890,638 S * 7/2020 Lee D12/163
 D903,542 S * 12/2020 Kim D12/163
 D916,630 S * 4/2021 Horie D12/163

FOREIGN PATENT DOCUMENTS

JP
 JP

D1499099 S 6/2014
 D1576080 S 5/2019

JP D1630806 S 5/2019
 JP D1638652 S 8/2019
 JP D1619835 S 12/2019
 JP D1622920 S 1/2020
 JP D1651417 S 1/2020
 JP D1651418 S 1/2020
 JP D1651422 S 1/2020
 JP D1665120 S 8/2020
 JP D1665123 S 8/2020
 JP D1665181 S 8/2020
 JP D1670940 S 10/2020
 JP D1645661 S 11/2020
 JP D1678256 S 2/2021
 JP D1678258 S 2/2021
 JP D1655720 S 3/2021
 JP D1659142 S 5/2021

* cited by examiner

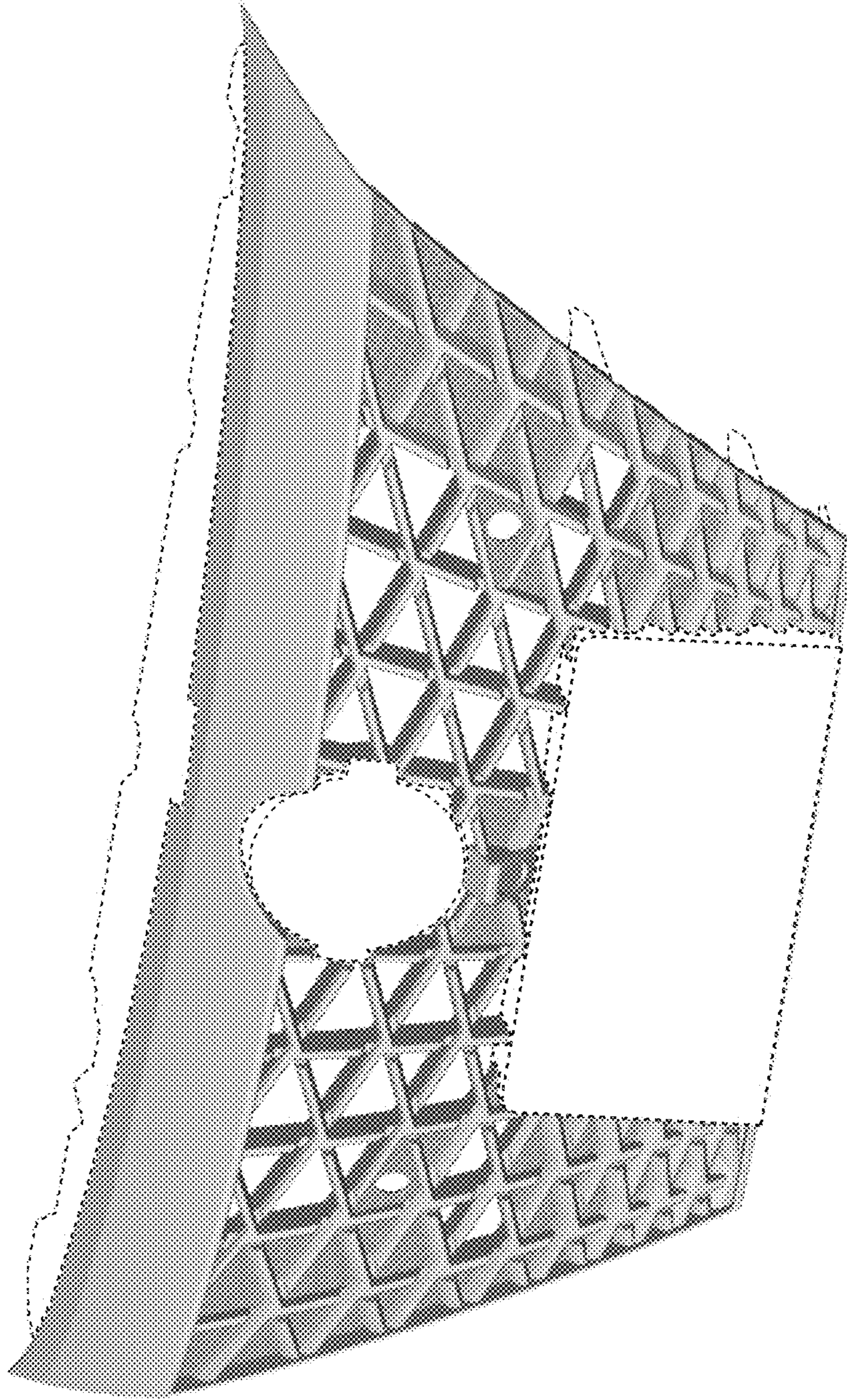


FIG. 1

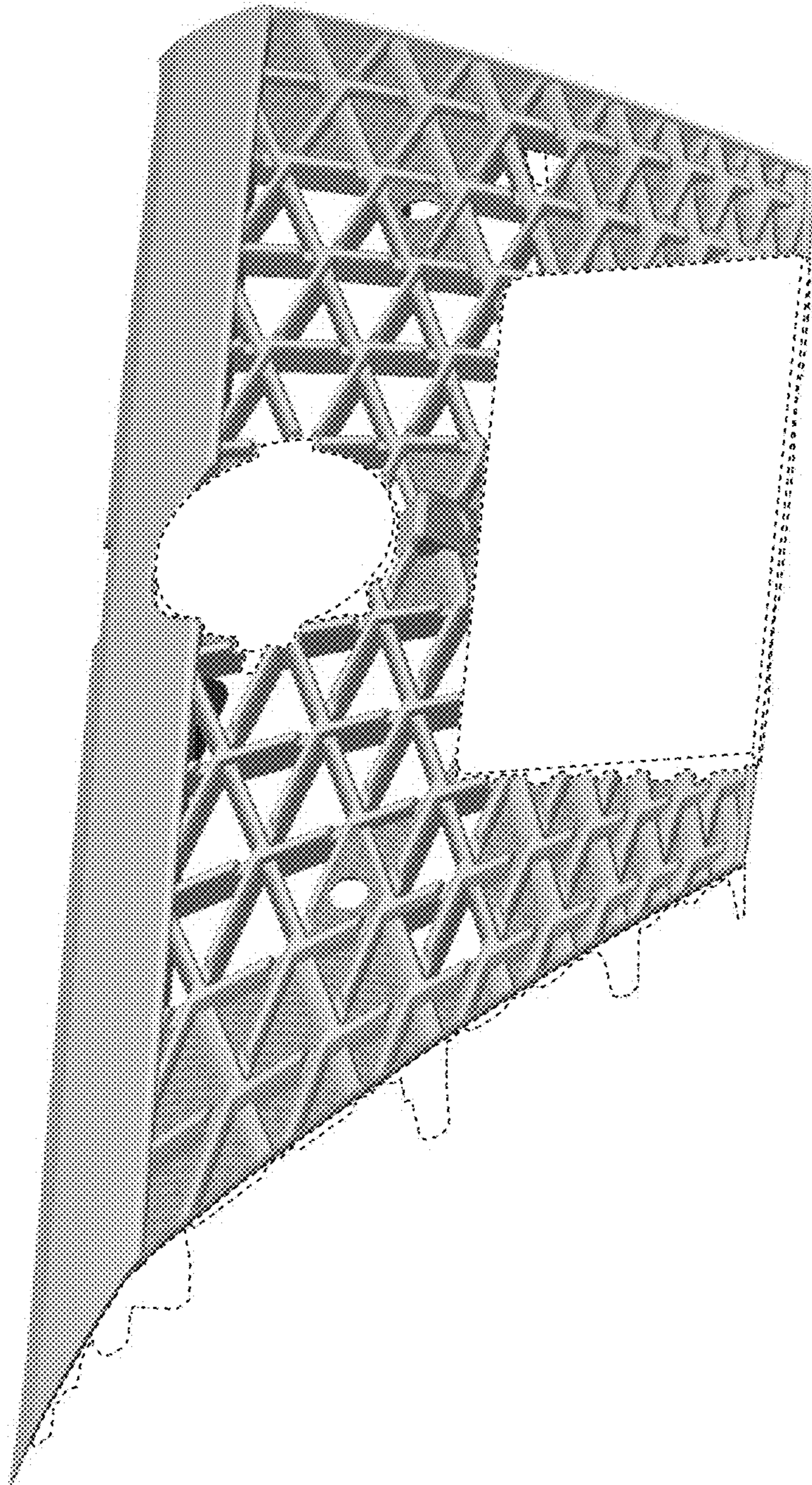


FIG. 2

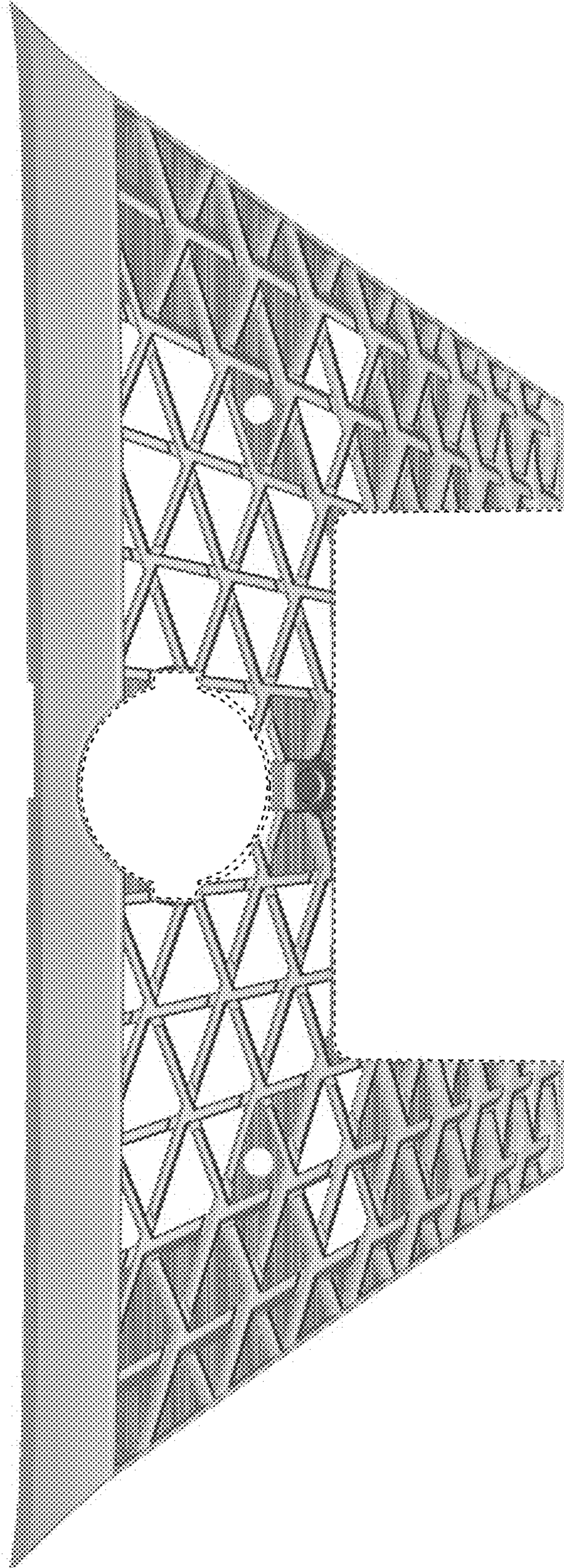


FIG. 3

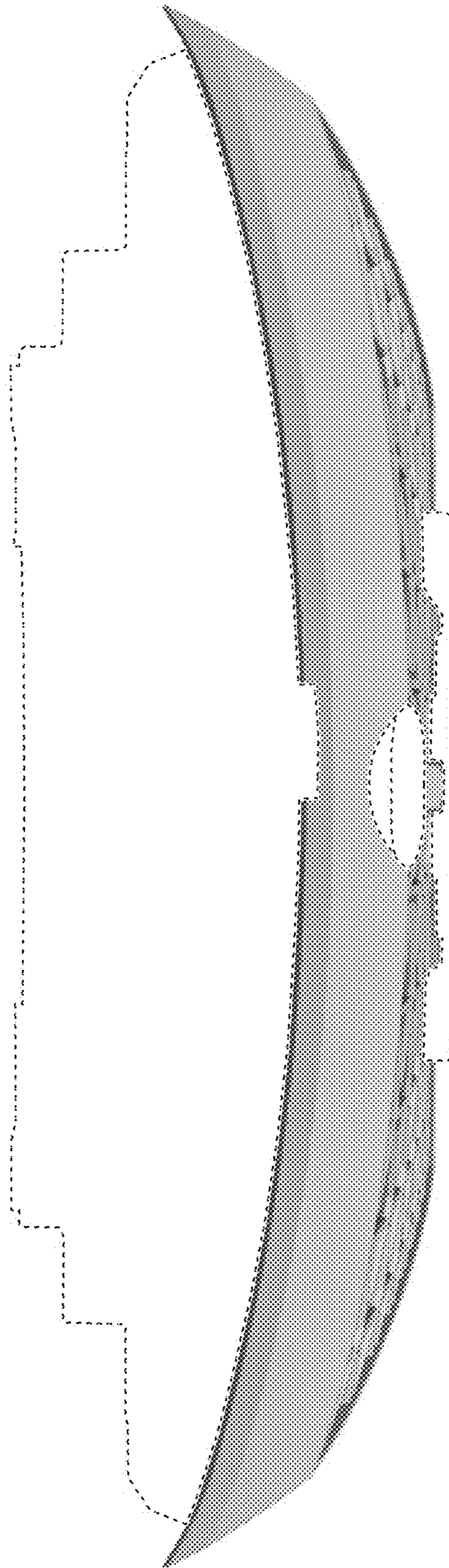


FIG. 4

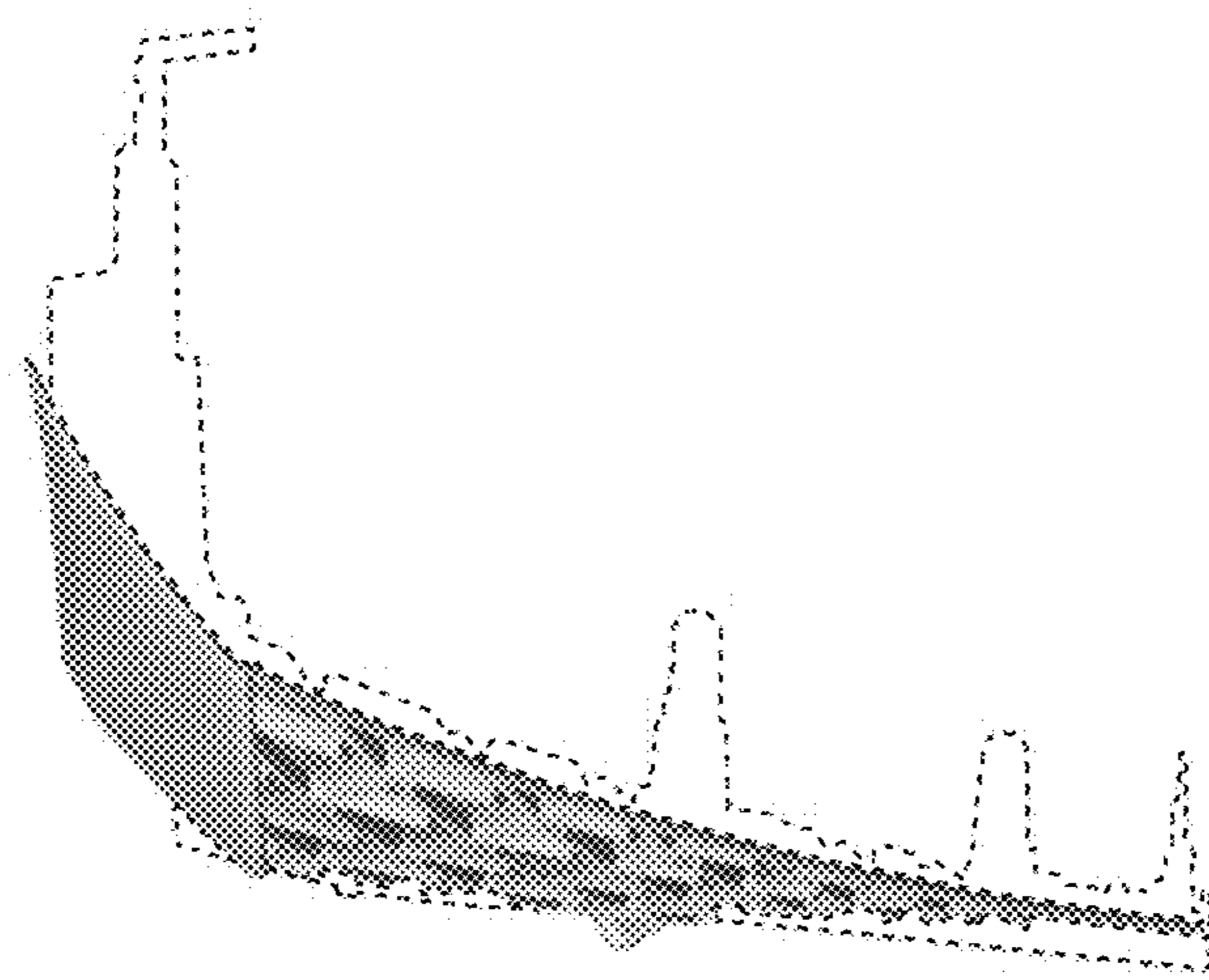


FIG. 5

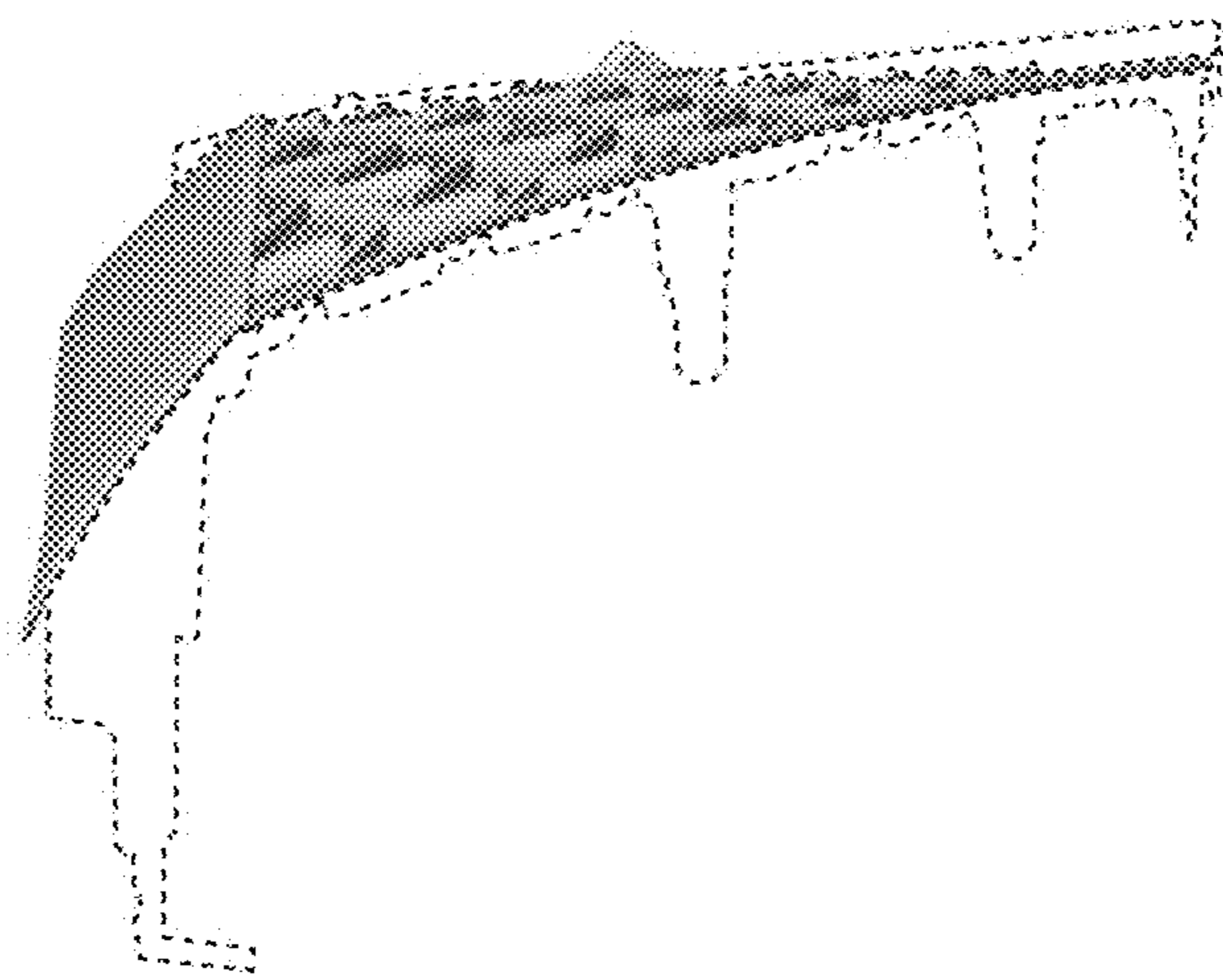


FIG. 6