



US00D958003S

(12) **United States Design Patent** (10) **Patent No.:** **US D958,003 S**
Abe et al. (45) **Date of Patent:** **** Jul. 19, 2022**

(54) **AUTOMOBILE AND/OR TOY REPLICA THEREOF**

(71) Applicant: **Nissan Motor Co., Ltd.**, Kanagawa (JP)

(72) Inventors: **Toshiyuki Abe**, Kanagawa (JP);
Shinichi Nakagawa, Kanagawa (JP)

(73) Assignee: **Nissan Motor Co., Ltd.**, Yokohama (JP)

(**) Term: **15 Years**

(21) Appl. No.: **29/771,980**

(22) Filed: **Feb. 26, 2021**

(30) **Foreign Application Priority Data**

Aug. 31, 2020 (JP) 2020-018356

(51) **LOC (13) Cl.** **12-08**

(52) **U.S. Cl.**
USPC **D12/91**

(58) **Field of Classification Search**
USPC D12/86, 90-92, 88; D21/424, 433, 434,
D21/533; 296/181.1-181.5, 183.1
CPC B62D 25/00; B62D 25/06; B62D 33/00;
B62D 35/00
See application file for complete search history.

(56) **References Cited**

U.S. PATENT DOCUMENTS

D565,468 S * 4/2008 Abe D12/92
D646,205 S * 10/2011 Bittner D12/92
D668,182 S * 10/2012 Barba Franco D12/92
D683,269 S * 5/2013 Fuchigami D12/92
D684,900 S * 6/2013 Doyle D12/92
D686,536 S * 7/2013 McCabe D12/92
D695,645 S * 12/2013 Tase D12/91
D699,630 S * 2/2014 Abe D12/92

D710,761 S * 8/2014 Endo D12/92
D718,662 S * 12/2014 Ishizuka D12/92
D773,341 S * 12/2016 Liu D12/92
D799,379 S * 10/2017 Komuro D12/92
D805,957 S * 12/2017 Seo D12/91
D830,231 S * 10/2018 Munakata D12/91
D830,905 S * 10/2018 Nakajima D12/91
D833,330 S * 11/2018 Sakai D12/91
D836,489 S * 12/2018 Borkert D12/91
D838,627 S * 1/2019 Ino D12/91

(Continued)

FOREIGN PATENT DOCUMENTS

JP D1486357 S 12/2014
JP D1570759 S 3/2017

(Continued)

Primary Examiner — Melody N Brown

(74) *Attorney, Agent, or Firm* — Global IP Counselors, LLP


(57) **CLAIM**

The ornamental design for an automobile and/or toy replica thereof, as shown and described.

DESCRIPTION

FIG. 1 is a left, front perspective view of an automobile and/or toy replica thereof showing our new design; FIG. 2 is a right, rear perspective view thereof; FIG. 3 is a front elevational view thereof; FIG. 4 is a rear elevational view thereof. FIG. 5 is a top plan view thereof; FIG. 6 is a left side elevational view thereof; and, FIG. 7 is a right side elevational view thereof. The hidden surfaces from the bottom, obscured by a rear bumper, the wheels, and inside the wheel wells, but visible in the figures form no part of the claimed design. The broken line showing on the automobile and/or toy replica thereof is for the purpose of illustrating environmental structure and forms no part of the claimed design.

1 Claim, 7 Drawing Sheets



(56)

References Cited

U.S. PATENT DOCUMENTS

D871,970	S	*	1/2020	Kusunoki	D12/92
D889,319	S	*	7/2020	Park	D12/91
D893,355	S	*	8/2020	Kim	D12/91
D896,128	S	*	9/2020	Utsunomiya	D12/91
D904,933	S	*	12/2020	Bischoff	D12/91
D913,157	S	*	3/2021	Woodhouse	D12/91
D913,855	S	*	3/2021	Wakabayashi	D12/92
D939,385	S	*	12/2021	Giumentaro	D12/91

FOREIGN PATENT DOCUMENTS

JP	D1573158	S	4/2017
JP	D1586892	S	10/2017
JP	D1592072	S	12/2017
JP	D1601236	S	4/2018
JP	D1606646	S	6/2018
JP	D1606895	S	6/2018
JP	D1607374	S	6/2018
JP	D1613966	S	9/2018
JP	D1621148	S	12/2018
JP	D1606846	S	1/2019
JP	D1546575	S	3/2019
JP	D1572832	S	3/2019
JP	D1599255	S	3/2019
JP	D1642160	S	2/2020
JP	D1667785	S	9/2020
JP	D1667852	S	9/2020
JP	D1661807	S	10/2020
JP	D1689765	S	7/2021
JP	D1674090	S	1/2022
JP	D1687042	S	1/2022

* cited by examiner



FIG. 1



FIG. 2




FIG. 3




FIG. 4




FIG. 5




FIG. 6




FIG. 7