



US00D957982S

(12) **United States Design Patent** (10) **Patent No.:** **US D957,982 S**
Coin (45) **Date of Patent:** **** Jul. 19, 2022**

(54) **ARTICLE OF JEWELRY** D638,737 S * 5/2011 Parvex D11/26
D640,157 S * 6/2011 Parvex D11/3
(71) Applicant: **Roberto Coin S.p.A**, Vicenza (IT) D720,642 S 1/2015 Coin
D737,715 S 9/2015 Coin
(72) Inventor: **Roberto Coin**, Vicenza (IT) D747,659 S 1/2016 Coin
D747,660 S 1/2016 Coin
(73) Assignee: **Roberto Coin S.p.A** D781,172 S 3/2017 Coin
D803,714 S 11/2017 Coin
(**) Term: **15 Years** D813,703 S * 3/2018 Silvestri D11/4
(Continued)

(21) Appl. No.: **29/724,934**

FOREIGN PATENT DOCUMENTS

(22) Filed: **Feb. 20, 2020**

EM 000996822-0001 9/2008
EM 000996822-0002 9/2008

(30) **Foreign Application Priority Data**

(Continued)

Feb. 6, 2020 (EM) 007666284

OTHER PUBLICATIONS

(51) **LOC (13) Cl.** **11-01**

[Online] "18k Medium Width Verona Band W. Diamond Accent"
<https://robertocoin.com/en-us/product/18k-medium-width-verona-band-w-diamond-accent/>. Retrived Mar. 12, 2022.*

(52) **U.S. Cl.**

USPC **D11/34**; D11/6; D11/16

(58) **Field of Classification Search**

USPC D11/1-25, 26-39, 91, 92
CPC A44C 1/00; A44C 9/00; A44C 9/0007;
A44C 9/0015; A44C 9/0023; A44C
9/003; A44C 9/0038; A44C 9/0046; A44C
9/0053; A44C 9/0061; A44C 9/0069;
A44C 9/0076; A44C 9/0092; A44C 9/02;
A44C 5/00; A44C 5/0007; A44C 5/0015;
A44C 17/02; A44C 17/0208; A44C
17/0216; A44C 17/0225; A44C 17/0233;
A44C 17/0241; A44C 17/025; A44C
17/0258; A44C 17/0266; A44C 17/0275;
A44C 17/0283; A44C 17/0291

See application file for complete search history.

Primary Examiner — Melanie Pellegrini

(74) *Attorney, Agent, or Firm* — The Belles Group, P.C.

(56) **References Cited**

(57) **CLAIM**

The ornamental design for an article of jewelry, as shown and described.

U.S. PATENT DOCUMENTS

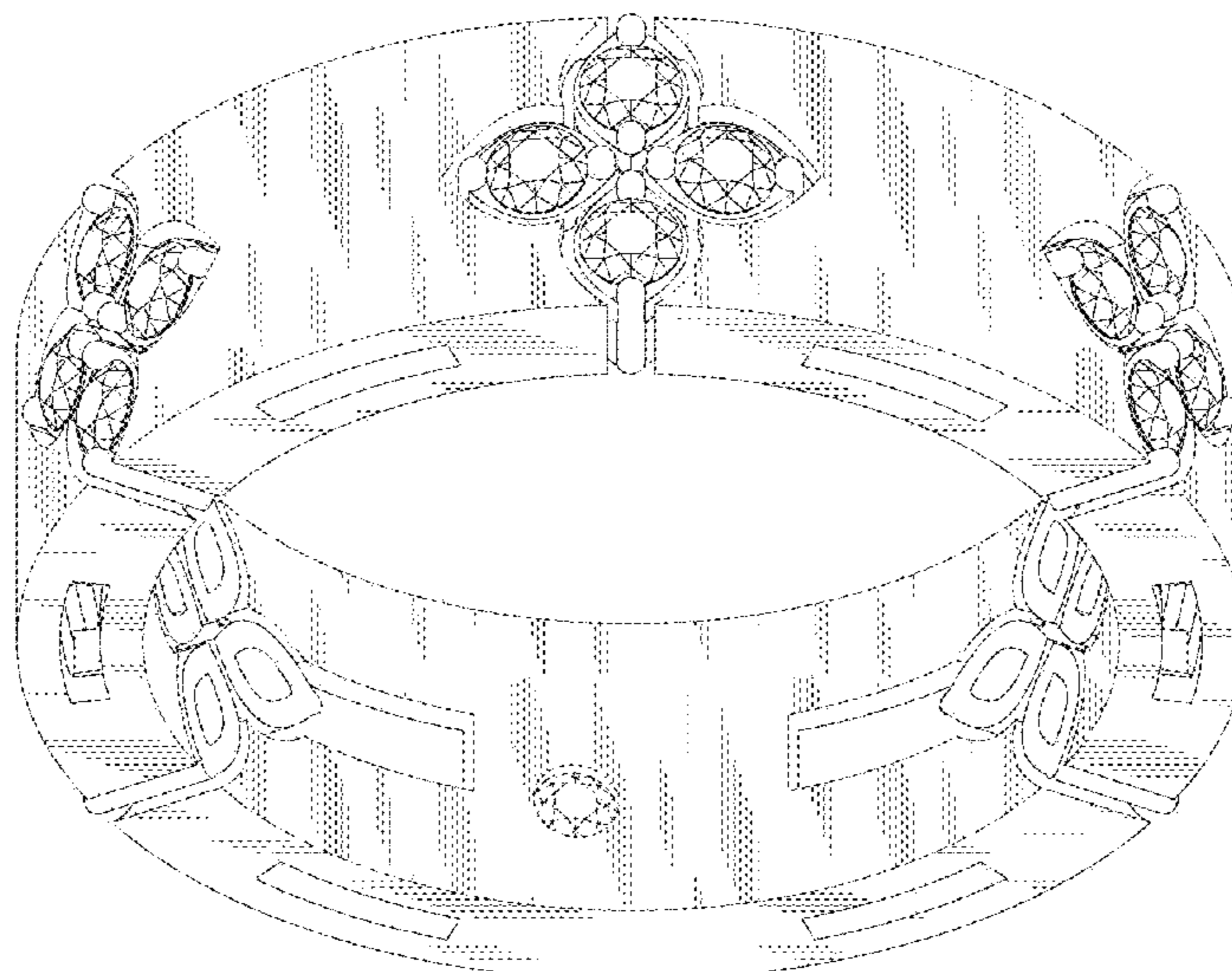
D146,859 S * 6/1947 Katz D11/3
D380,699 S * 7/1997 Kaufmann D11/4
D491,834 S * 6/2004 Flynn D11/26
D508,216 S * 8/2005 Hardy D11/34
D611,871 S * 3/2010 Djordjevic D11/38

DESCRIPTION

FIG. 1 is a perspective view of an article of jewelry showing the new design;
FIG. 2 is a front elevation view thereof;
FIG. 3 is a rear elevation view thereof;
FIG. 4 is a right side elevation view thereof;
FIG. 5 is a left side elevation view thereof.
FIG. 6 is a bottom plan view thereof; and,
FIG. 7 is a top plan view thereof.

The broken lines illustrate portions of the article of jewelry that form no part of the claimed design.

1 Claim, 7 Drawing Sheets



(56)

References Cited

U.S. PATENT DOCUMENTS

D815,973	S	4/2018	Coin	
D827,481	S *	9/2018	Buccellati	D11/26
D845,816	S *	4/2019	Buccellati	D11/16
D845,818	S *	4/2019	Buccellati	D11/16
D848,302	S *	5/2019	Buccellati	D11/16
D848,895	S *	5/2019	Buccellati	D11/16
D850,319	S *	6/2019	Buccellati	D11/34
D850,970	S *	6/2019	Buccellati	D11/16
D874,316	S *	2/2020	Buccellati	D11/34
D903,522	S *	12/2020	Silvestri	D11/26
D917,328	S *	4/2021	Coin	D11/16

FOREIGN PATENT DOCUMENTS

EM	006049508-0005	1/2019
EM	006334173	3/2019
WO	WOD042187-048	10/1997
WO	WOD201524-002	2/2019
WO	WOD201524-003	2/2019

* cited by examiner




FIG. 1




FIG. 2

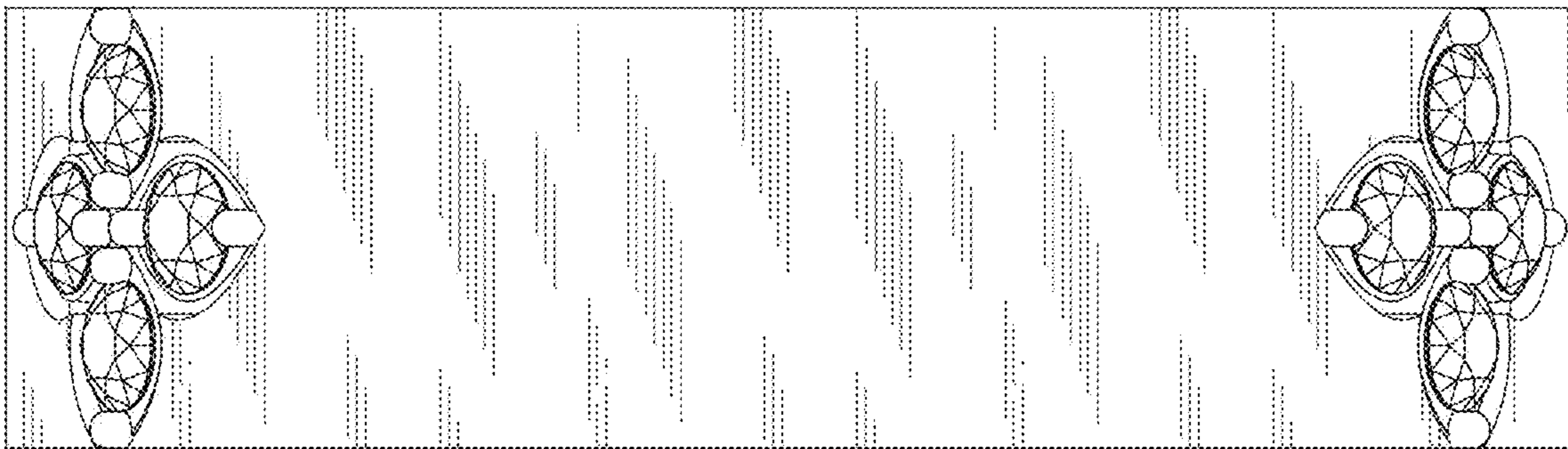


FIG. 3

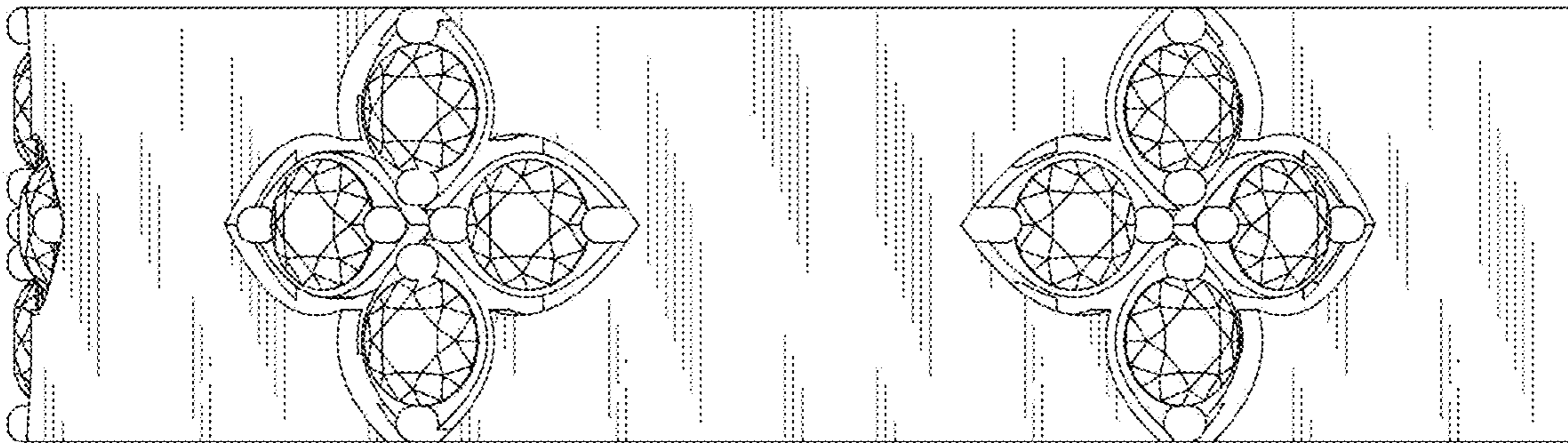


FIG. 4

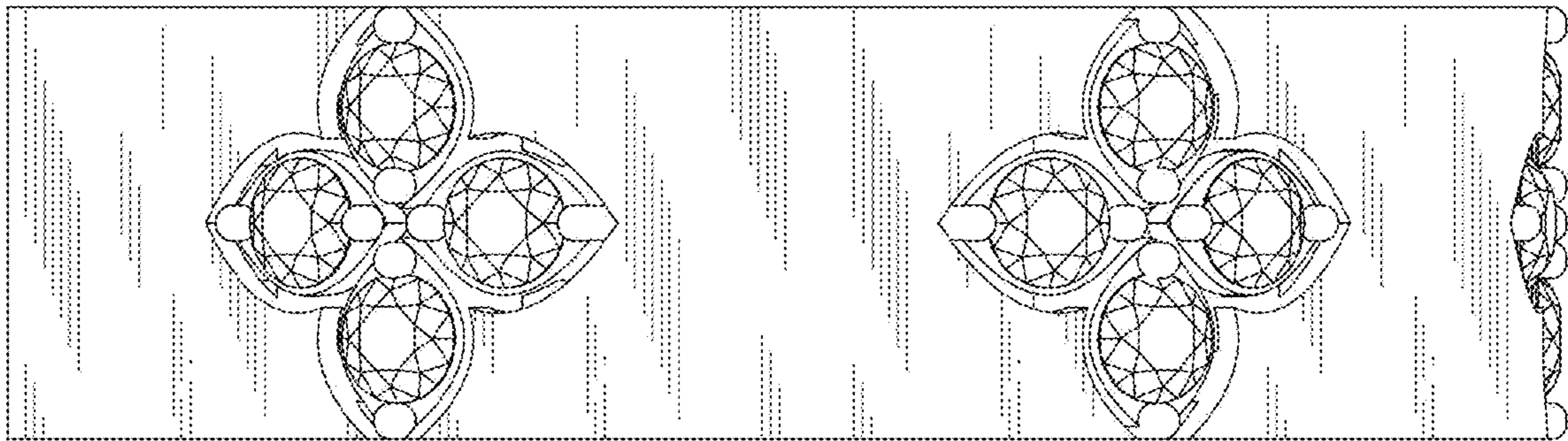


FIG. 5

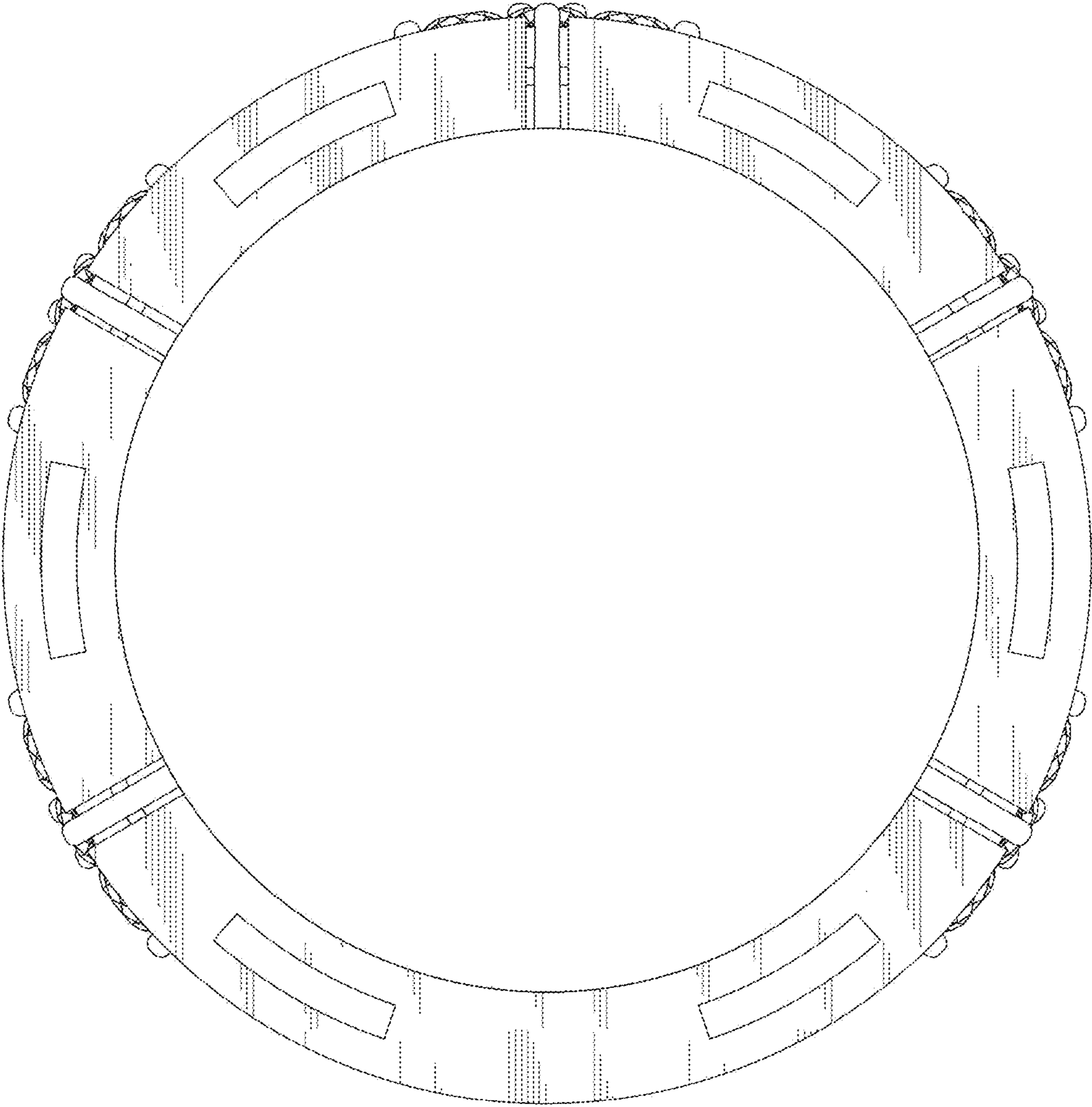


FIG. 6




FIG. 7