



US00D957981S

(12) **United States Design Patent** (10) **Patent No.:** **US D957,981 S**
Dousset (45) **Date of Patent:** **** Jul. 19, 2022**

(54) **JEWELRY RING**
(71) Applicant: **Jean Dousset**, West Hollywood, CA (US)
(72) Inventor: **Jean Dousset**, West Hollywood, CA (US)
(73) Assignee: **Dousett Holdings LLC**, West Hollywood, CA (US)
(**) Term: **15 Years**
(21) Appl. No.: **29/723,338**
(22) Filed: **Feb. 6, 2020**
(51) **LOC (13) Cl.** **11-01**
(52) **U.S. Cl.**
USPC **D11/34**
(58) **Field of Classification Search**
USPC D11/1, 7, 8, 26-39, 79, 91, 92
CPC A44C 9/00; A44C 9/0007; A44C 9/0014; A44C 9/0023; A44C 9/003; A44C 9/0038; A44C 9/0046; A44C 9/0053; A44C 9/0061; A44C 9/0069; A44C 9/0076; A44C 9/0084; A44C 9/0092; A44C 9/02; A44C 17/0258; A44C 17/0266; A44C 17/0275; A44C 17/0283; A44C 17/02; A44C 17/0208; A44C 17/0216; A44C 17/0225; A44C 17/0233; A44C 17/0241; A44C 17/025; A44C 17/0288; A44C 17/0291; A44C 1/00; A44C 15/00; A44C 15/0005; A44C 15/001; A44C 15/005
See application file for complete search history.

D727,200 S * 4/2015 Kwon D11/34
D754,025 S * 4/2016 Baid D11/92
D780,022 S * 2/2017 Yatsugi-Kang D11/34
D786,119 S * 5/2017 Huynh G06K 19/07762
D14/344
D786,730 S * 5/2017 Krainz D11/91
D786,731 S * 5/2017 Krainz D11/91
D786,732 S * 5/2017 Krainz D11/91
D789,235 S * 6/2017 Krainz D11/91
D791,012 S * 7/2017 Krainz D11/91
D813,078 S * 3/2018 Krainz D11/91
D820,716 S * 6/2018 Sallard D11/34
D821,252 S * 6/2018 Sallard D11/34
D872,625 S 1/2020 McClelland
D919,471 S * 5/2021 Shah D11/34
2016/0286911 A1 * 10/2016 Wachtmeister A44C 17/0208
2016/0353847 A1 * 12/2016 Disinger A44C 9/00

OTHER PUBLICATIONS

[Online] "Eloise Seamless Halo Engagement Ring" <https://jeandousset.com/product/eloise-seamless-solitaire-engagement-ring-round-brilliant-platinum/>. Retrieved Apr. 23, 2022.*

* cited by examiner

Primary Examiner — Melanie Pellegrini
(74) *Attorney, Agent, or Firm* — Eandi Fitzpatrick LLP

(57) **CLAIM**

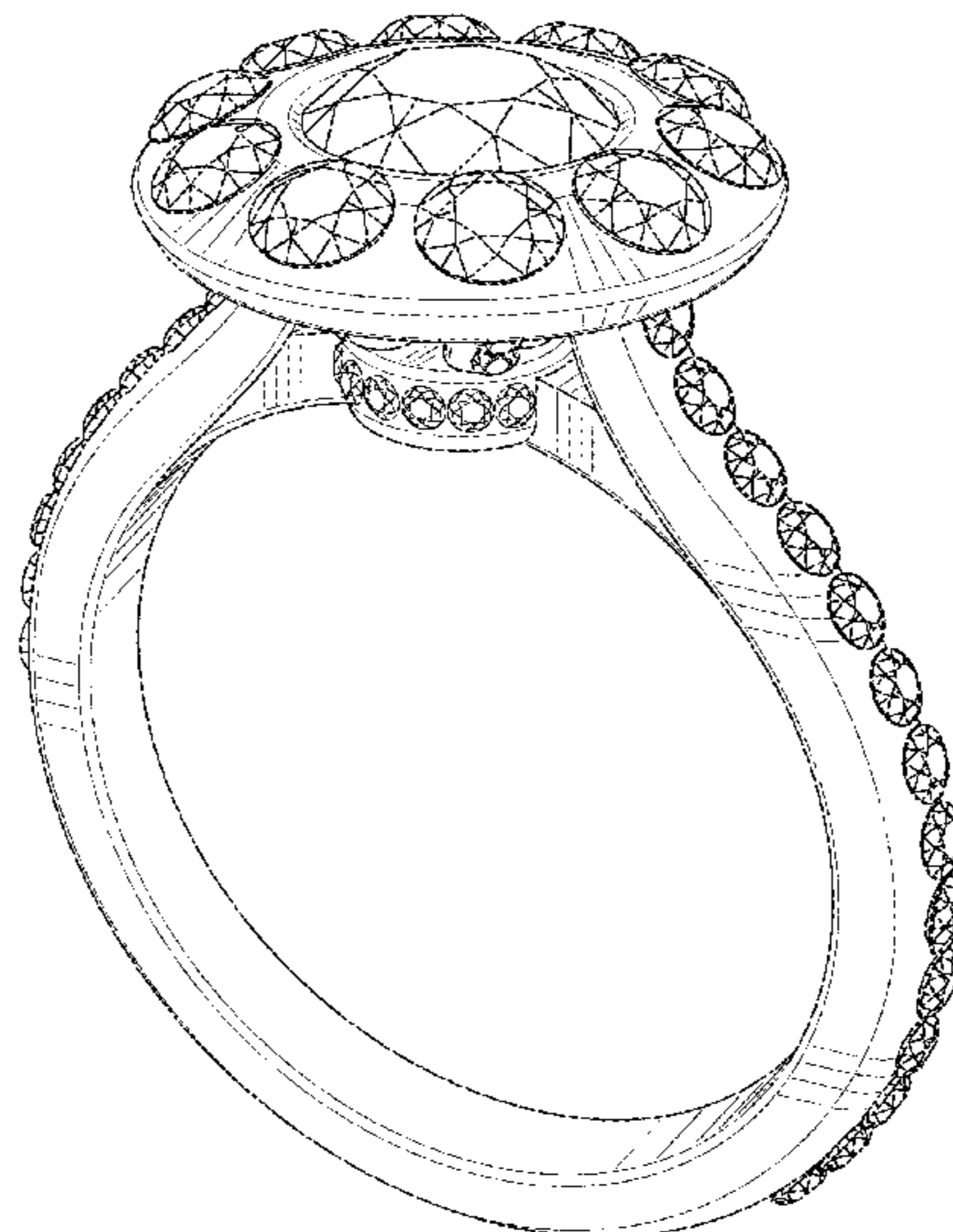
I claim the ornamental design for a jewelry ring, as shown and described.

DESCRIPTION

FIG. 1 is a perspective view of jewelry showing my new design;
FIG. 2 is a front view thereof;
FIG. 3 is a back view thereof;
FIG. 4 a side view thereof;
FIG. 5 is an opposite side view thereof;
FIG. 6 is a top view thereof; and,
FIG. 7 is a bottom perspective view thereof.

1 Claim, 7 Drawing Sheets

(56) **References Cited**
U.S. PATENT DOCUMENTS
D662,437 S * 6/2012 Verdeille D11/34
D680,897 S * 4/2013 Li D11/91
D718,175 S 11/2014 Ross et al.
D718,181 S * 11/2014 Kothari D11/92



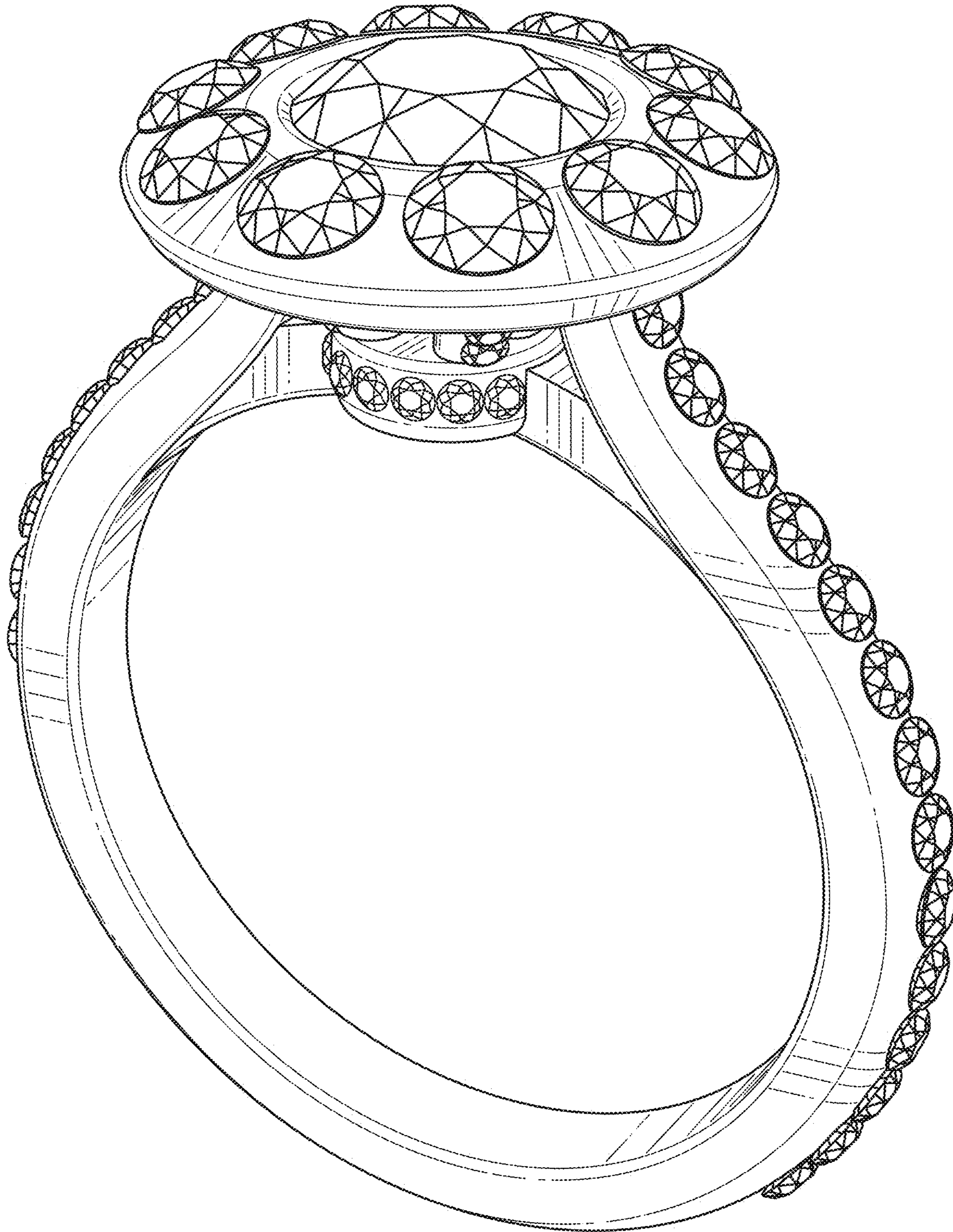


FIG. 1

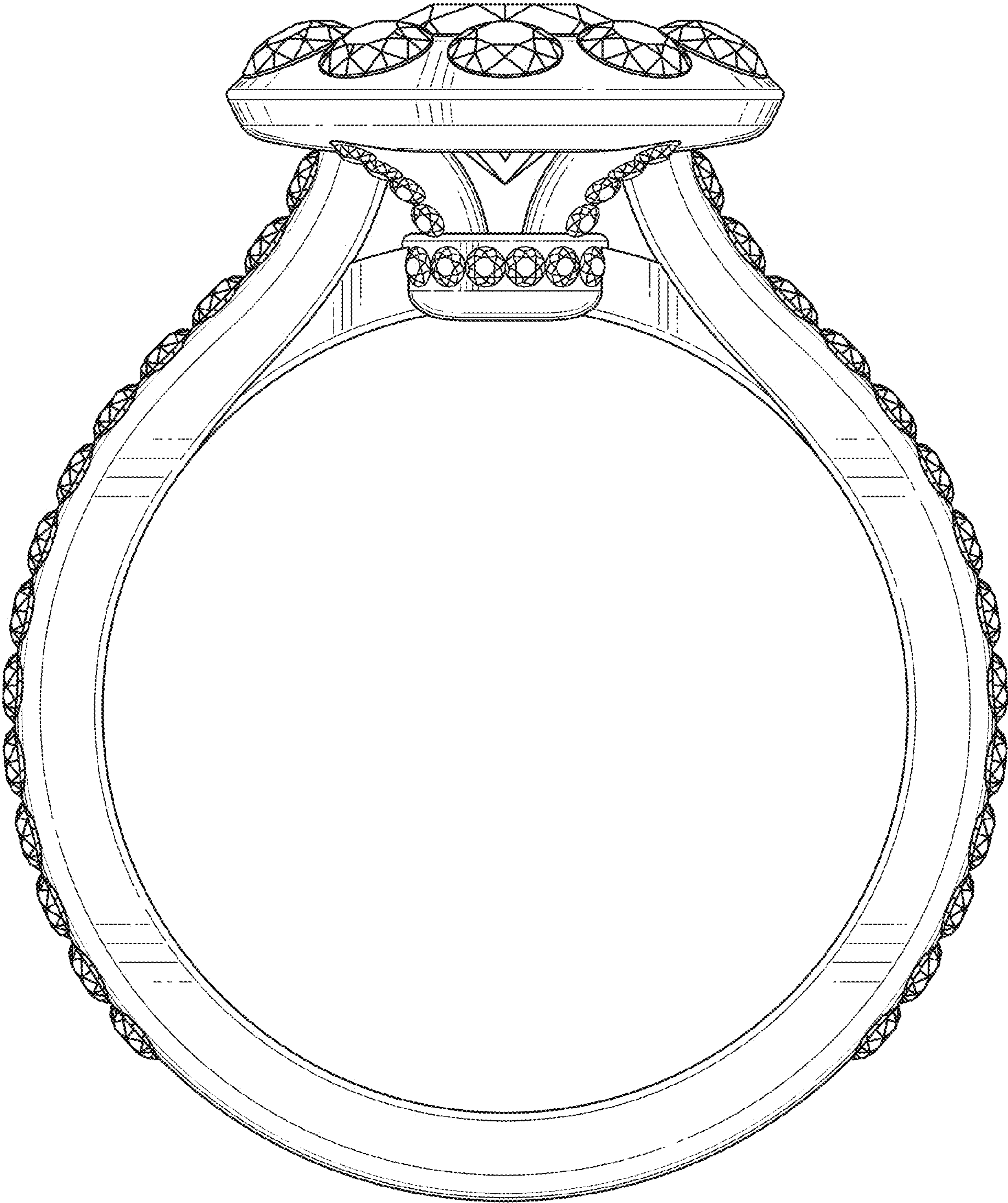


FIG. 2

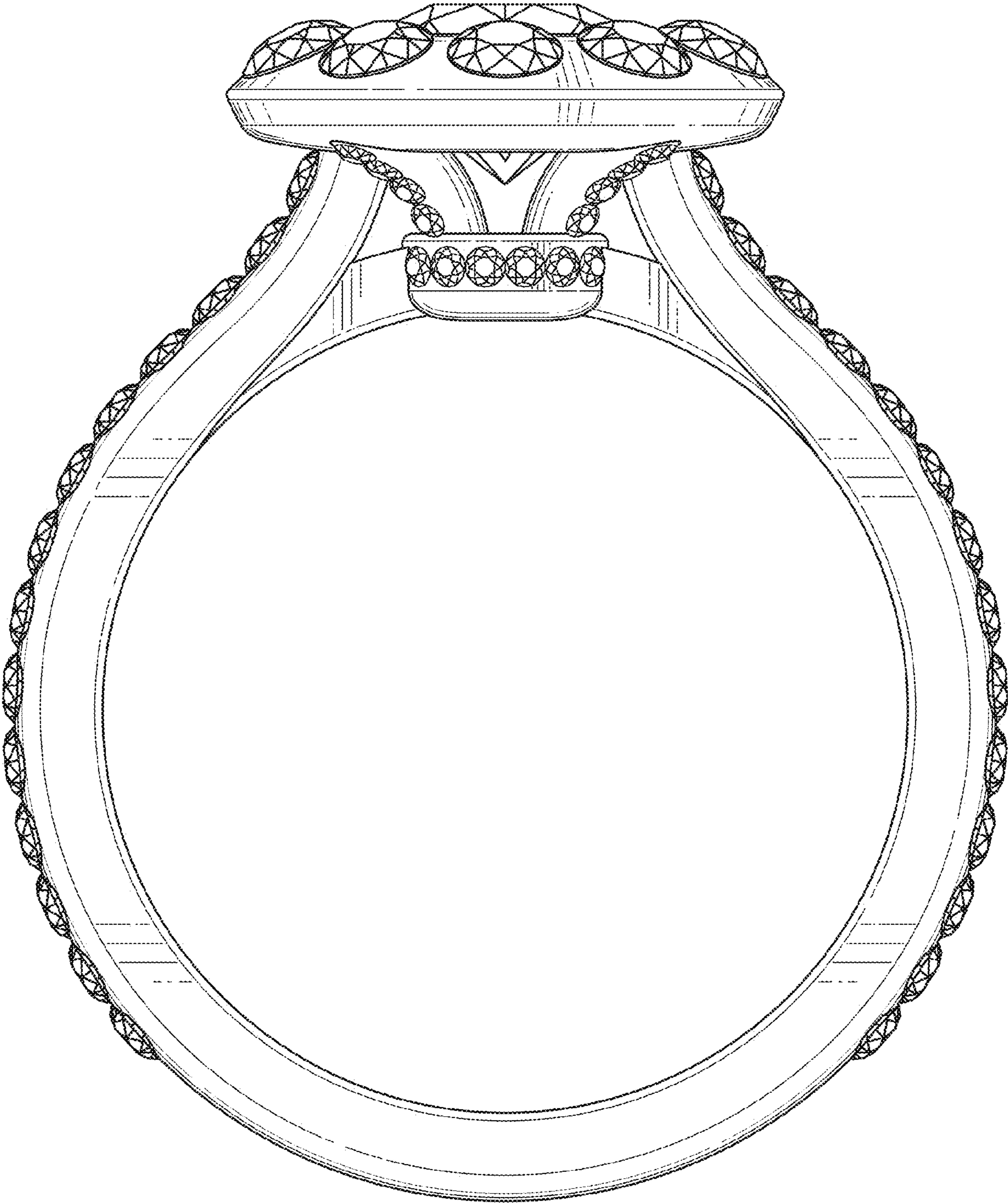


FIG. 3

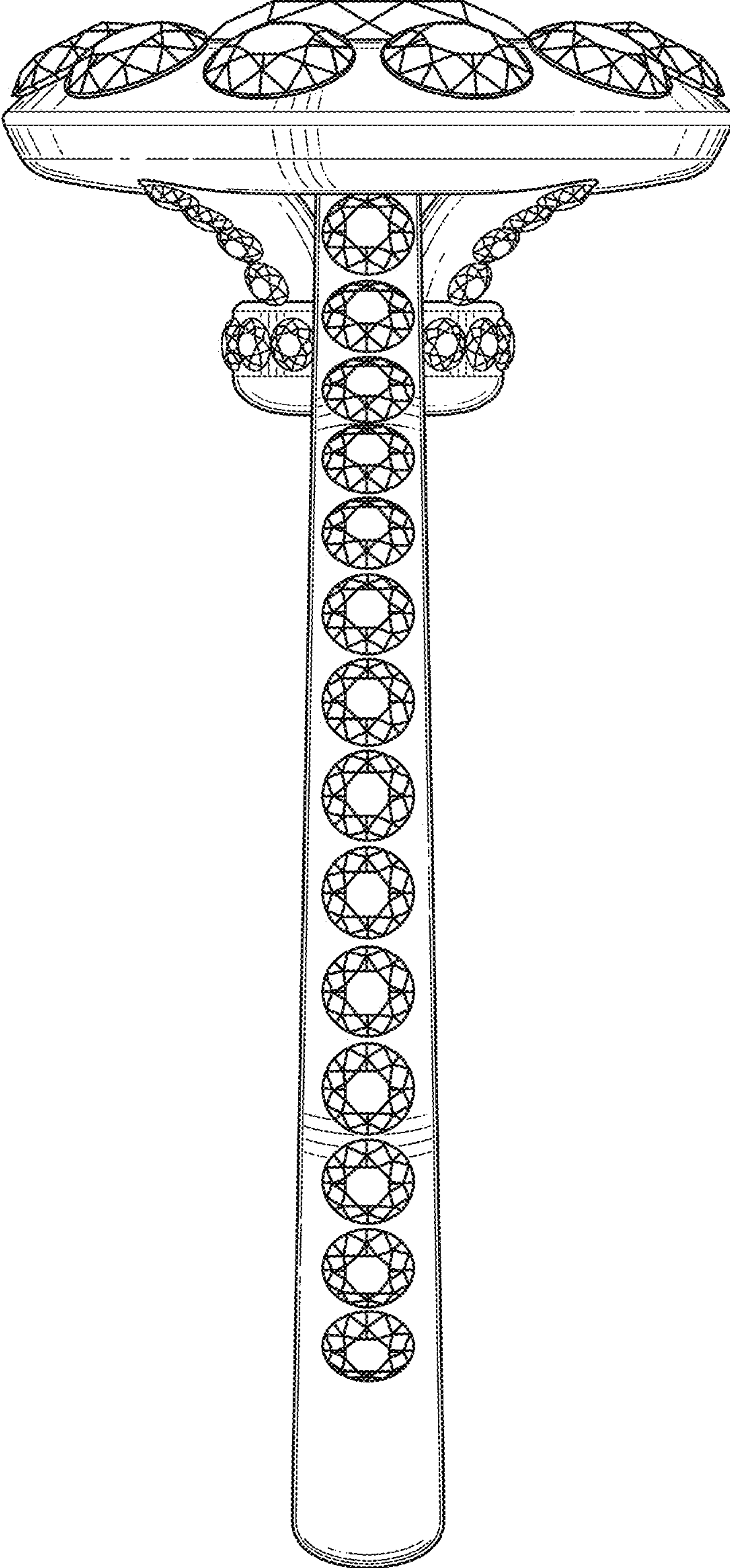


FIG. 4

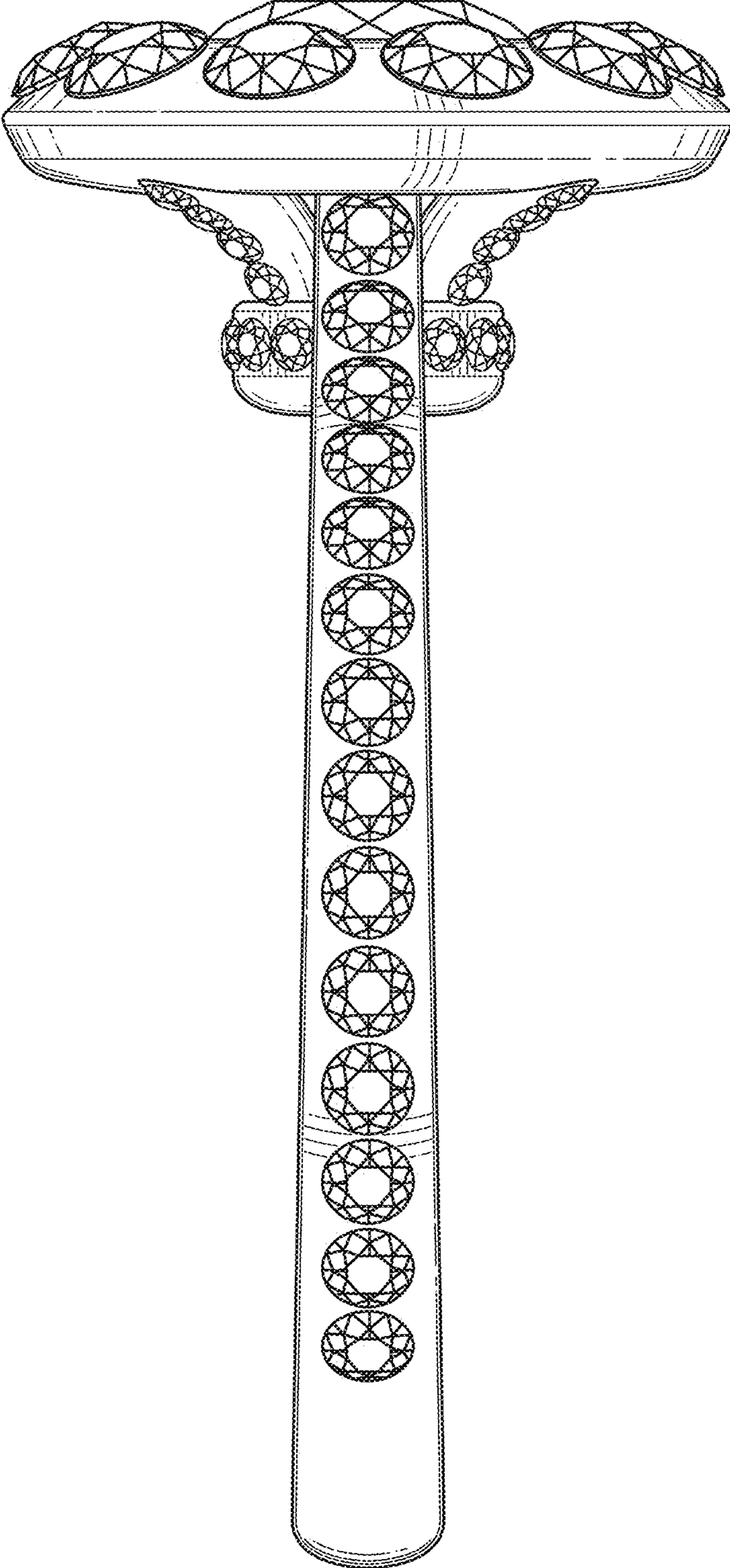


FIG. 5




FIG. 6

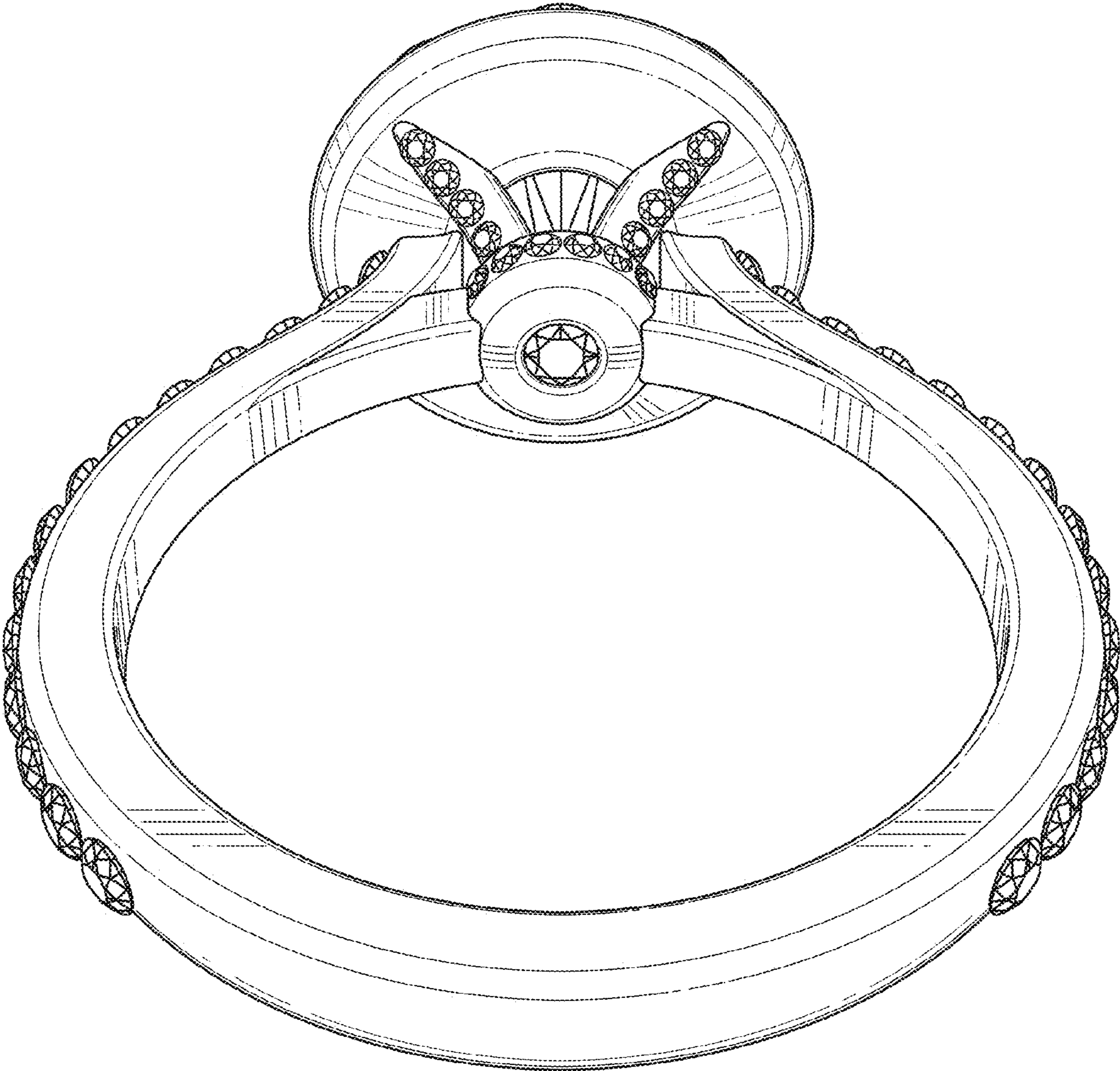


FIG. 7