



US00D957979S

(12) **United States Design Patent**  
**Kwon**

(10) **Patent No.:** **US D957,979 S**  
(45) **Date of Patent:** **\*\* Jul. 19, 2022**

(54) **NECKLACE**  
(71) Applicant: **Harry Winston SA**, Plan-les-Ouates (CH)  
(72) Inventor: **Chaeree Kwon**, New York, NY (US)  
(73) Assignee: **Harry Winston SA**, Plan-les-Ouates (CH)  
(\*\*) Term: **15 Years**  
(21) Appl. No.: **29/724,232**  
(22) Filed: **Feb. 13, 2020**

D163,137 S \* 5/1951 Philippe ..... D11/8  
3,225,565 A \* 12/1965 Bohlinger ..... A44C 5/209  
D11/11  
D439,188 S \* 3/2001 Cabarbaye ..... D11/11  
7,779,517 B1 \* 8/2010 Stewart ..... A44C 5/209  
63/3.1  
D632,605 S \* 2/2011 Marchand ..... D11/43  
D674,768 S \* 1/2013 Zimmerman ..... D14/205  
D688,151 S \* 8/2013 LeBail ..... D11/79  
D747,661 S \* 1/2016 Yatsugi-Kang ..... D11/7  
D748,518 S \* 2/2016 Yatsugi-Kang ..... D11/8  
D748,520 S \* 2/2016 Yatsugi-Kang ..... D11/16  
D750,993 S \* 3/2016 Yatsugi-Kang ..... D11/10  
D760,618 S \* 7/2016 Yatsugi-Kang ..... D11/43  
D783,440 S \* 4/2017 Yatsugi-Kang ..... D11/16  
D799,364 S \* 10/2017 Riviere ..... D11/16

\* cited by examiner

(30) **Foreign Application Priority Data**  
Aug. 14, 2019 (WO) ..... WIPO86461  
(51) **LOC (13) Cl.** ..... **11-01**  
(52) **U.S. Cl.**  
USPC ..... **D11/8**  
(58) **Field of Classification Search**  
USPC ..... D11/1-12, 16-18, 40-43, 79, 91, 92;  
D99/26, 27  
CPC . A44C 15/0015; A44C 15/002; A44C 15/005;  
A44C 15/0055; A44C 17/02; A44C  
17/04; A44C 25/001; A44C 11/002  
See application file for complete search history.

*Primary Examiner* — Llorellys Martinez  
(74) *Attorney, Agent, or Firm* — Blank Rome LLP

(57) **CLAIM**


The ornamental design for a necklace, as shown and described.

**DESCRIPTION**

FIG. 1 is a front view of a necklace of the present design; FIG. 2 is a rear view thereof; FIG. 3 is a right side perspective view thereof; FIG. 4 is a left side perspective view thereof; FIG. 5 is a top perspective view thereof; FIG. 6 is a bottom perspective view thereof; FIG. 7 is a front right perspective view thereof; and, FIG. 8 is a rear left perspective view thereof.

**1 Claim, 8 Drawing Sheets**

(56) **References Cited**  
U.S. PATENT DOCUMENTS  
D129,571 S \* 9/1941 Mark ..... D11/8  
D158,861 S \* 6/1950 Katz ..... D11/8  
D160,626 S \* 10/1950 Katz ..... D11/8







**FIG. 1**




**FIG. 2**




**FIG. 3**



**FIG. 4**



**FIG. 5**



**FIG. 6**



**FIG. 7**





**FIG. 8**