



US00D957935S

(12) **United States Design Patent**  
**Cholewa**

(10) **Patent No.:** **US D957,935 S**  
(45) **Date of Patent:** **\*\* Jul. 19, 2022**

(54) **PACKAGING SLEEVE ASSEMBLY**

(71) Applicant: **Starz Puzzles LLC**, Elmhurst, IL (US)

(72) Inventor: **Thomas Cholewa**, Elmhurst, IL (US)

(73) Assignee: **STARZ PUZZLES LLC**, Elmhurst, IL (US)

(\*\*) Term: **15 Years**

(21) Appl. No.: **29/735,049**

(22) Filed: **May 18, 2020**

(51) **LOC (13) Cl.** ..... **09-03**

(52) **U.S. Cl.**  
USPC ..... **D9/432**

(58) **Field of Classification Search**  
USPC ..... D9/414-418, 420, 422, 423, 430, 426,  
D9/432, 433, 456, 499, 500, 721, 722,  
(Continued)

(56) **References Cited**

**U.S. PATENT DOCUMENTS**

1,945,792 A \* 2/1934 Stephens ..... B65D 5/4204  
206/769  
D126,123 S \* 3/1941 Clemens ..... D9/418  
(Continued)

**OTHER PUBLICATIONS**

Youtube. Jigsaw Puzzle review: Starz Puzzles. Posted by Bizzle's Puzzles on Mar. 15, 2020. Visited Oct. 29, 2021. <https://www.youtube.com/watch?v=suZMYfJeLBY> (Year: 2020).\*  
(Continued)

*Primary Examiner* — Darcey E Gottschalk  
*Assistant Examiner* — Vanessa Michelle Pursley  
(74) *Attorney, Agent, or Firm* — Flener IP & Business Law; Zareefa B. Flener; Ayhan E. Mertogul

(57) **CLAIM**

The ornamental design for a packaging sleeve assembly, as shown and described.

**DESCRIPTION**

FIG. 1 is a perspective view of a packaging sleeve assembly showing my new design;  
FIG. 2 is a top plan view of the design of FIG. 1;  
FIG. 3 is a bottom plan view of the design of FIG. 1;  
FIG. 4 is a front view of the design of FIG. 1;  
FIG. 5 is a rear view of the design of FIG. 1;  
FIG. 6 is a left-side view of the design of FIG. 1;  
FIG. 7 is a right-side view of the design of FIG. 1;  
FIG. 8 is an exploded perspective view of the design of FIG. 1 showing an outer sleeve separated from an assembled internal sub-assembly comprising a top panel, a middle panel, a bottom panel, and two clamping strips, wherein the two clamping strips are identical;  
FIG. 9 is an exploded perspective view of the internal sub-assembly of FIG. 8 showing the top panel, the middle panel, and the two clamping strips, wherein the two clamping strips are identical;  
FIG. 10 is a perspective view of the top panel of FIG. 9;  
FIG. 11 is a top plan view of the top panel of FIG. 9;  
FIG. 12 is a bottom plan view of the top panel of FIG. 9;  
FIG. 13 is a front view of the top panel of FIG. 9;  
FIG. 14 is a rear view of the top panel of FIG. 9;  
FIG. 15 is a left-side view of the top panel of FIG. 9;  
FIG. 16 is a right-side view of the top panel of FIG. 9;  
FIG. 17 is a perspective view of the middle panel of FIG. 9;  
FIG. 18 is a top plan view of the middle panel of FIG. 9;  
FIG. 19 is a bottom plan view of the middle panel of FIG. 9;  
FIG. 20 is a front view of the middle panel of FIG. 9;  
FIG. 21 is a rear view of the middle panel of FIG. 9;  
FIG. 22 is a left-side view of the middle panel of FIG. 9;  
FIG. 23 is a right-side view of the middle panel of FIG. 9;  
FIG. 24 is a perspective view of the bottom panel of FIG. 9;  
FIG. 25 is a top plan view of the bottom panel of FIG. 9;  
FIG. 26 is a bottom plan view of the bottom panel of FIG. 9;  
FIG. 27 is a front view of the bottom panel of FIG. 9;  
FIG. 28 is a rear view of the bottom panel of FIG. 9;  
FIG. 29 is a left-side view of the bottom panel of FIG. 9;  
FIG. 30 is a right-side view of the bottom panel of FIG. 9;  
FIG. 24 is a perspective view of the bottom panel of FIG. 9;

(Continued)

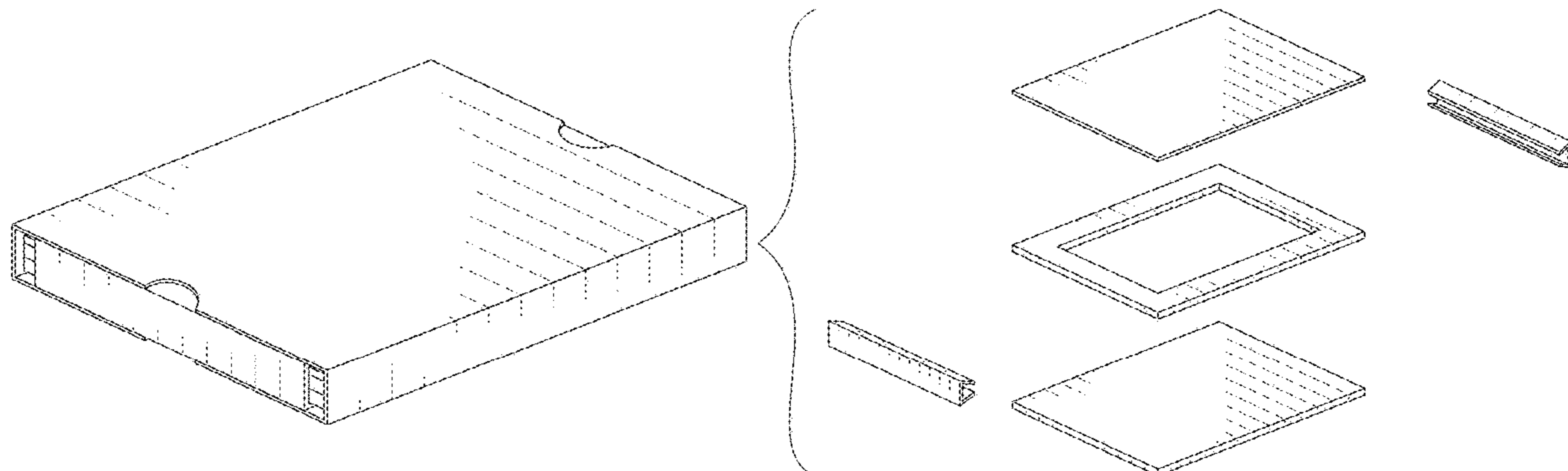


FIG. 25 is a top plan view of the bottom panel of FIG. 9;  
 FIG. 26 is a bottom plan view of the bottom panel of FIG. 9;  
 FIG. 27 is a front view of the bottom panel of FIG. 9;  
 FIG. 28 is a rear view of the bottom panel of FIG. 9;  
 FIG. 29 is a left-side view of the bottom panel of FIG. 9;  
 FIG. 30 is a right-side view of the bottom panel of FIG. 9;  
 FIG. 31 is a perspective view of a clamping strip of the two clamping strips of FIG. 9, wherein the two clamping strips are identical;  
 FIG. 32 is a right-side view of the clamping strip of FIG. 31;  
 FIG. 33 is a left-side view of the clamping strip of FIG. 31;  
 FIG. 34 is a top plan view of the clamping strip of FIG. 31;  
 FIG. 35 is a bottom plan view of the clamping strip of FIG. 31;  
 FIG. 36 is a front view of the clamping strip of FIG. 31;  
 FIG. 37 is a rear view of the clamping strip of FIG. 31;  
 FIG. 38 is a perspective view of the assembled internal sub-assembly of FIG. 8;  
 FIG. 39 is a top plan view of the assembled internal sub-assembly of FIG. 8;  
 FIG. 40 is a bottom plan view of the assembled internal sub-assembly of FIG. 8;  
 FIG. 41 is a front view of the assembled internal sub-assembly of FIG. 8;  
 FIG. 42 is a rear view of the assembled internal sub-assembly of FIG. 8;  
 FIG. 43 is a left-side view of the assembled internal sub-assembly of FIG. 8;  
 FIG. 44 is a right-side view of the assembled internal sub-assembly of FIG. 8;  
 FIG. 45 is a perspective view of the outer sleeve of FIG. 8;  
 FIG. 46 is a top plan view of the outer sleeve of FIG. 8;  
 FIG. 47 is a bottom plan view of the outer sleeve of FIG. 8;  
 FIG. 48 is a front view of the outer sleeve of FIG. 8;  
 FIG. 49 is a rear view of the outer sleeve of FIG. 8;  
 FIG. 50 is a left-side view of the outer sleeve of FIG. 8; and,  
 FIG. 51 is a right-side view of the outer sleeve of FIG. 8.

**1 Claim, 22 Drawing Sheets**

(58) **Field of Classification Search**

USPC ..... D9/731, 753, 758, 770, 771, 424, 444,  
 D9/445, 702, 711, 730, 759;  
 D3/203.1–203.3; D19/1, 2, 3, 26, 34.1,  
 D19/34.2; D6/672, 675, 682.1

CPC ..... B65D 85/48; B65D 1/00; B65D 27/00  
 See application file for complete search history.

(56)

**References Cited**

U.S. PATENT DOCUMENTS

D344,018	S	*	2/1994	Kelsey	.....	D9/432
5,472,800	A	*	12/1995	Goto	.....	H01M 8/2485 429/460
D399,135	S	*	10/1998	Mecca	.....	D9/423
D510,101	S	*	9/2005	Bushey	.....	D19/1
D553,493	S	*	10/2007	Kracke	.....	D9/711
D553,494	S	*	10/2007	Dehlin	.....	D9/432
D553,999	S	*	10/2007	Mason	.....	D9/711
D576,873	S	*	9/2008	Kim	.....	D9/418
D650,271	S	*	12/2011	Cluett	.....	D9/432
D652,294	S	*	1/2012	Seneca	.....	D9/433
D684,463	S	*	6/2013	Elfstrum	.....	D9/430
D687,321	S	*	8/2013	Pralus	.....	D9/759
D701,757	S	*	4/2014	Andre	.....	D9/432
D702,116	S	*	4/2014	Buchanan	.....	D9/416
D710,685	S	*	8/2014	Elfstrum	.....	D9/418
D717,165	S	*	11/2014	Kwak	.....	D9/432
D725,430	S	*	3/2015	Krolick	.....	D7/323
D750,478	S	*	3/2016	Kiss	.....	D9/423
D768,478	S	*	10/2016	Glass	.....	D9/432
D803,681	S	*	11/2017	Yang	.....	D9/432
D809,381	S	*	2/2018	DeLaGrange	.....	D9/432
D840,403	S	*	2/2019	Wolff	.....	D14/432
D866,311	S	*	11/2019	Ito	.....	D9/416
D878,197	S	*	3/2020	Griffin	.....	D9/432
D879,602	S	*	3/2020	Ahlgren	.....	D9/416
D917,279	S	*	4/2021	Blomberg	.....	D9/432
D921,106	S	*	6/2021	Casillas	.....	D19/2
D929,219	S	*	8/2021	Brown	.....	D9/418
D941,670	S	*	1/2022	Delle Cese	.....	D9/414
2001/0027992	A1	*	10/2001	Strong	.....	B65D 11/1853 229/117.01
2017/0318929	A1	*	11/2017	Glass	.....	B65D 73/0078

OTHER PUBLICATIONS

Print My Boxes. Kraft Sleeve Boxes. Publication date unavailable.  
 Visited Oct. 29, 2021. <https://www.printmyboxes.com/products/kraft-sleeve-boxes.html> (Year: 0).\*

My Jigsaw Journal. Review: Best Friends. Published Dec. 13, 2019.  
 Visited Nov. 4, 2021. <https://myjigsawjournal.com/2019/12/13/review-best-friends/> (Year: 2019).\*

\* cited by examiner



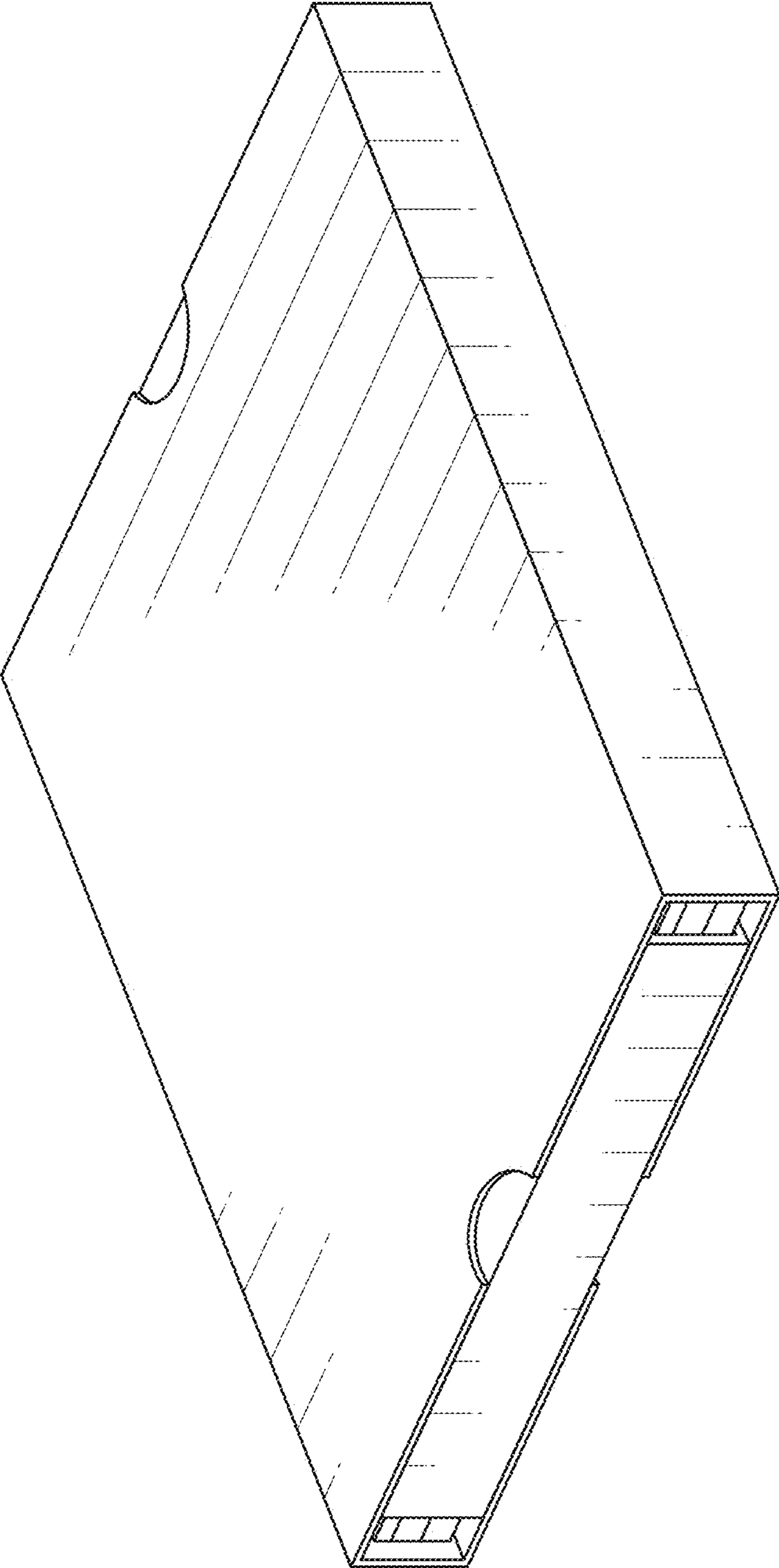


FIG. 1

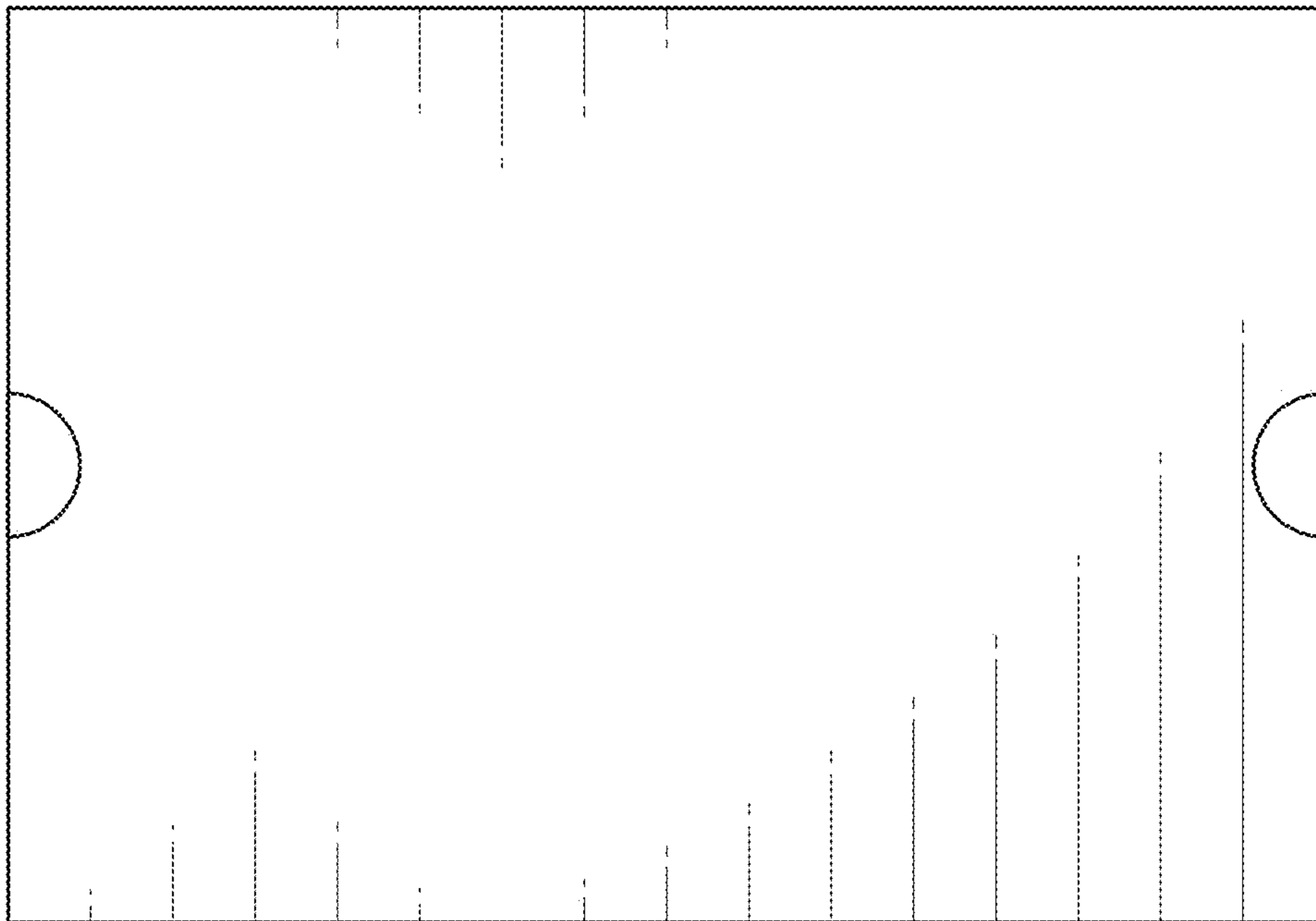


FIG. 2

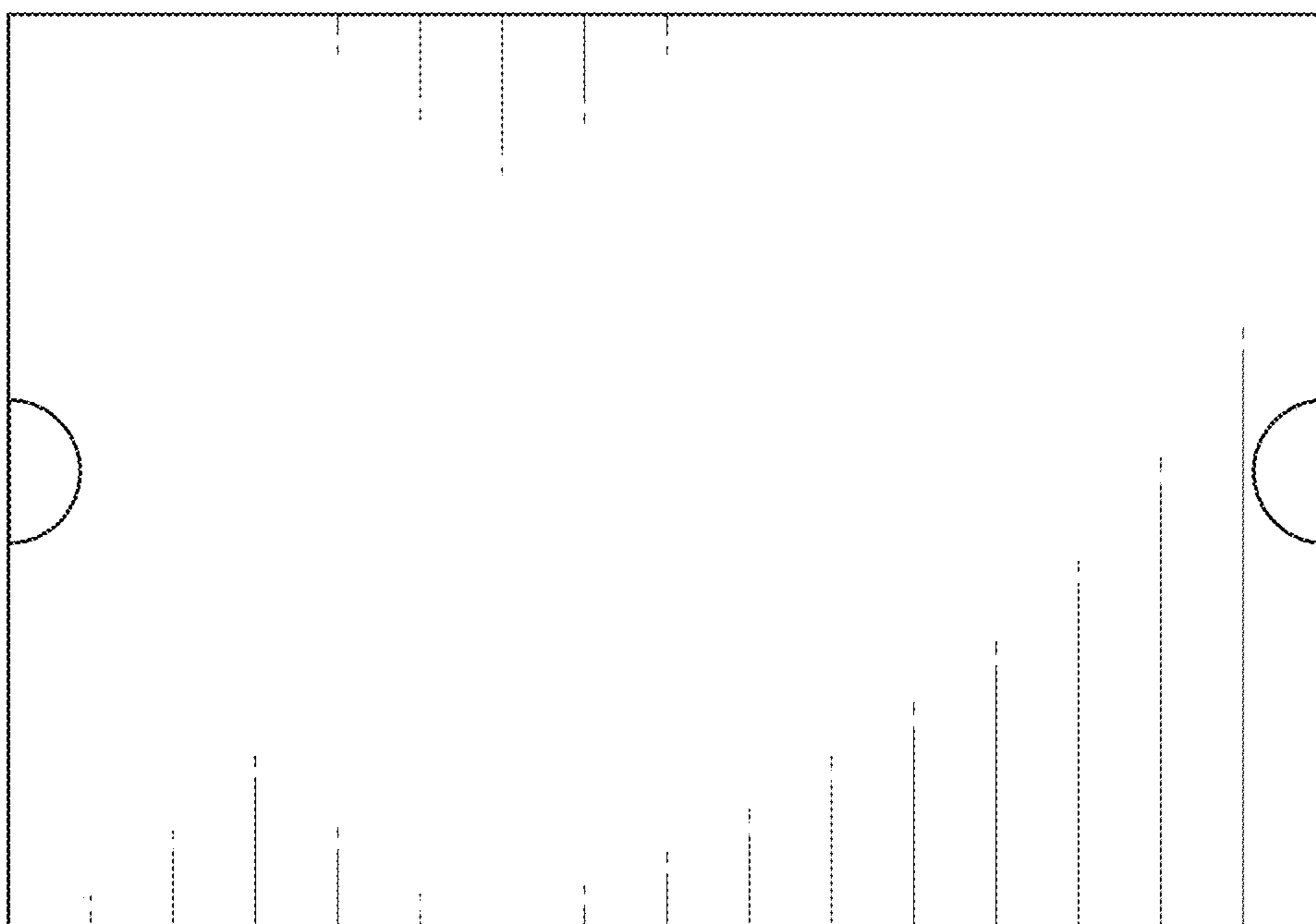


FIG. 3

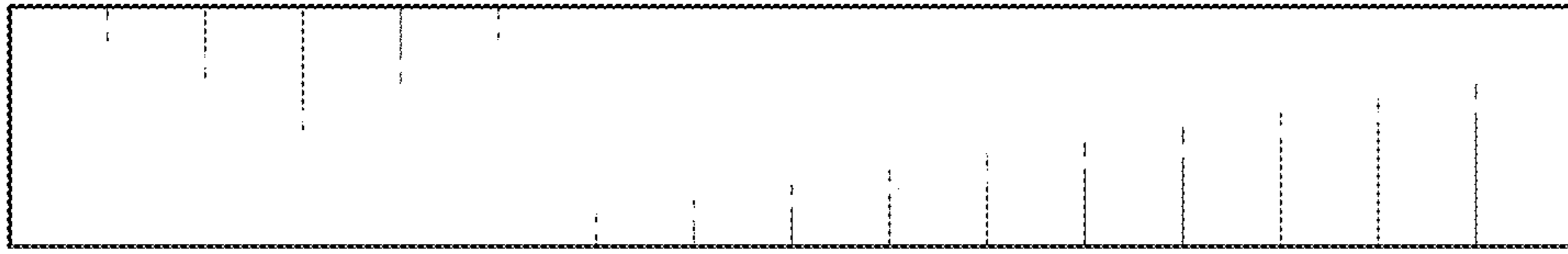


FIG. 4




FIG. 5




FIG. 6

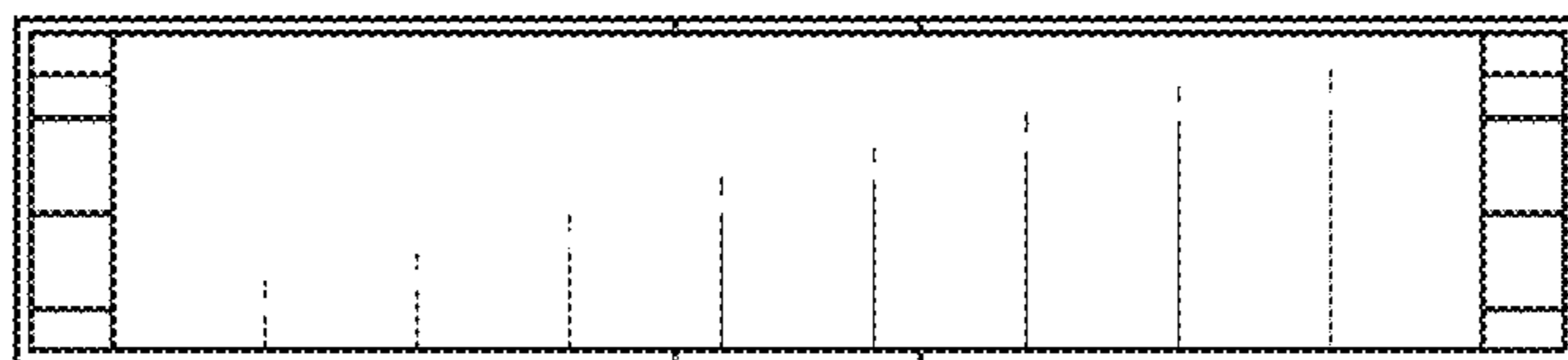


FIG. 7

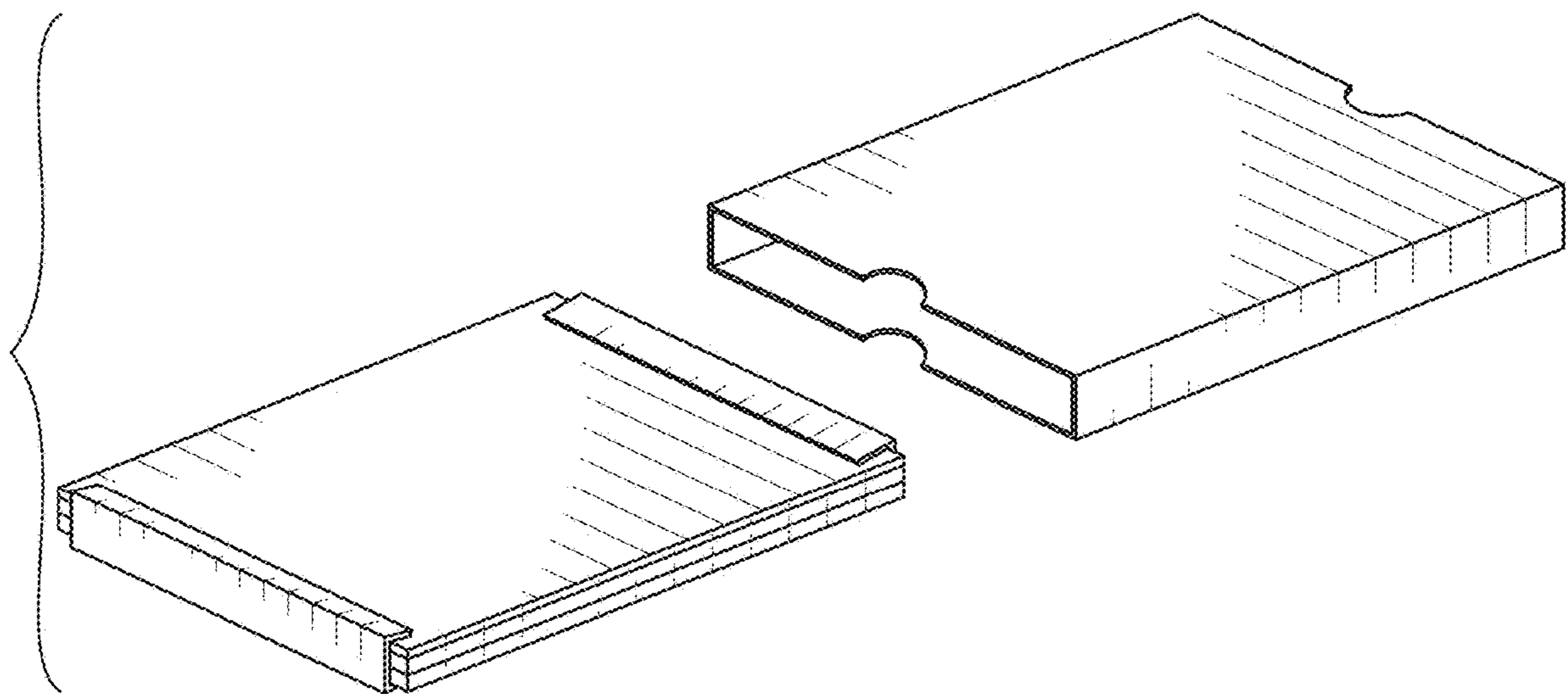


FIG. 8




FIG. 9

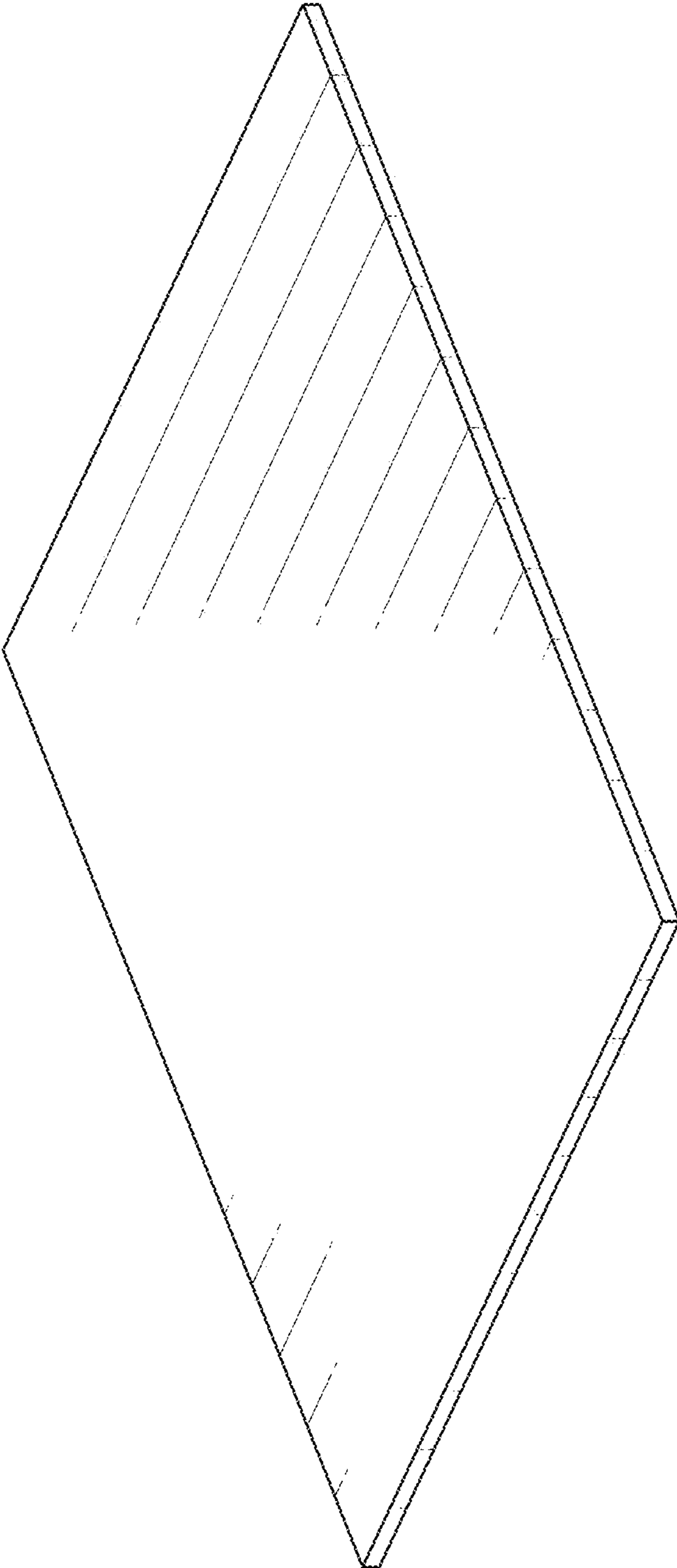


FIG. 10



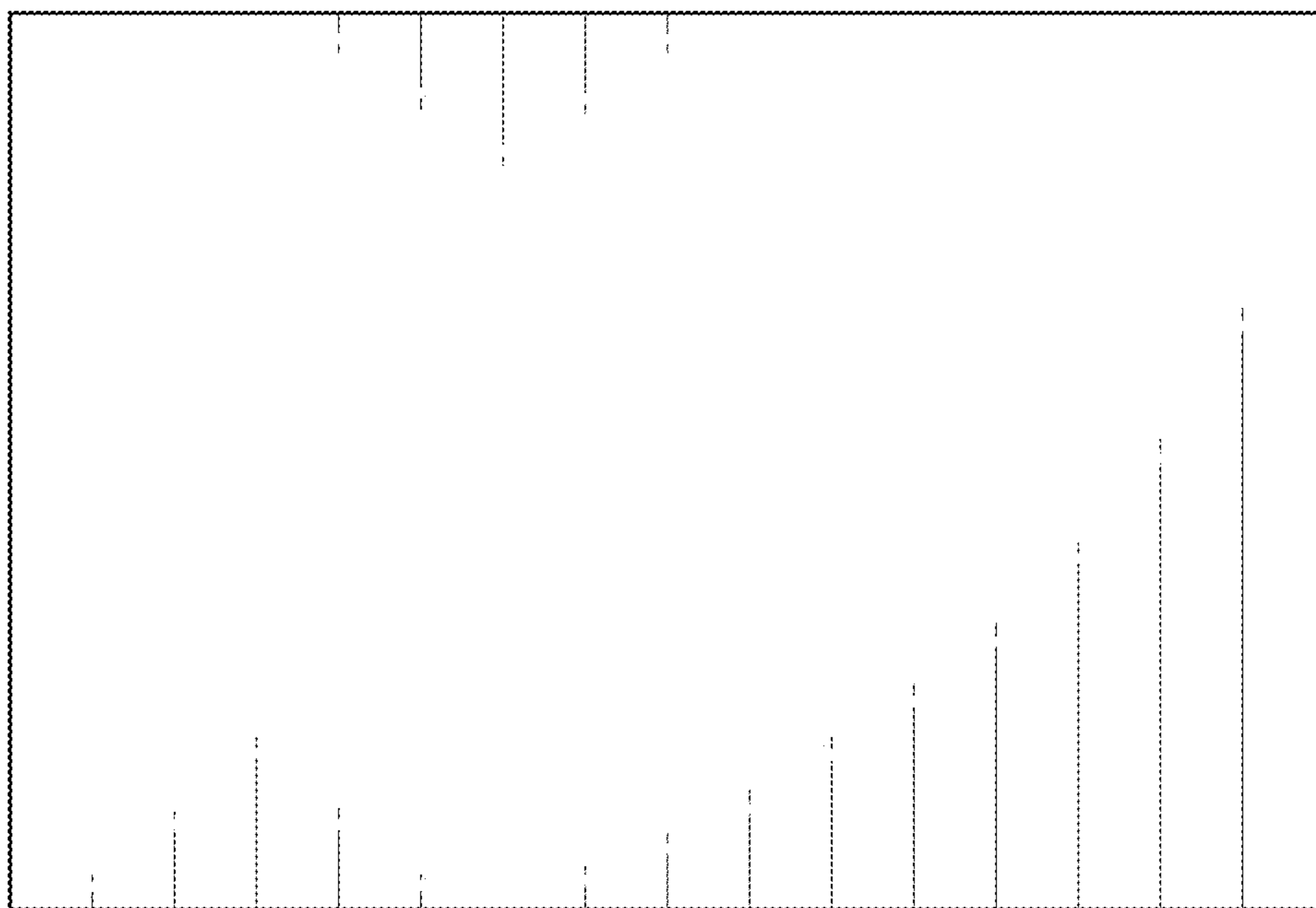


FIG. 11

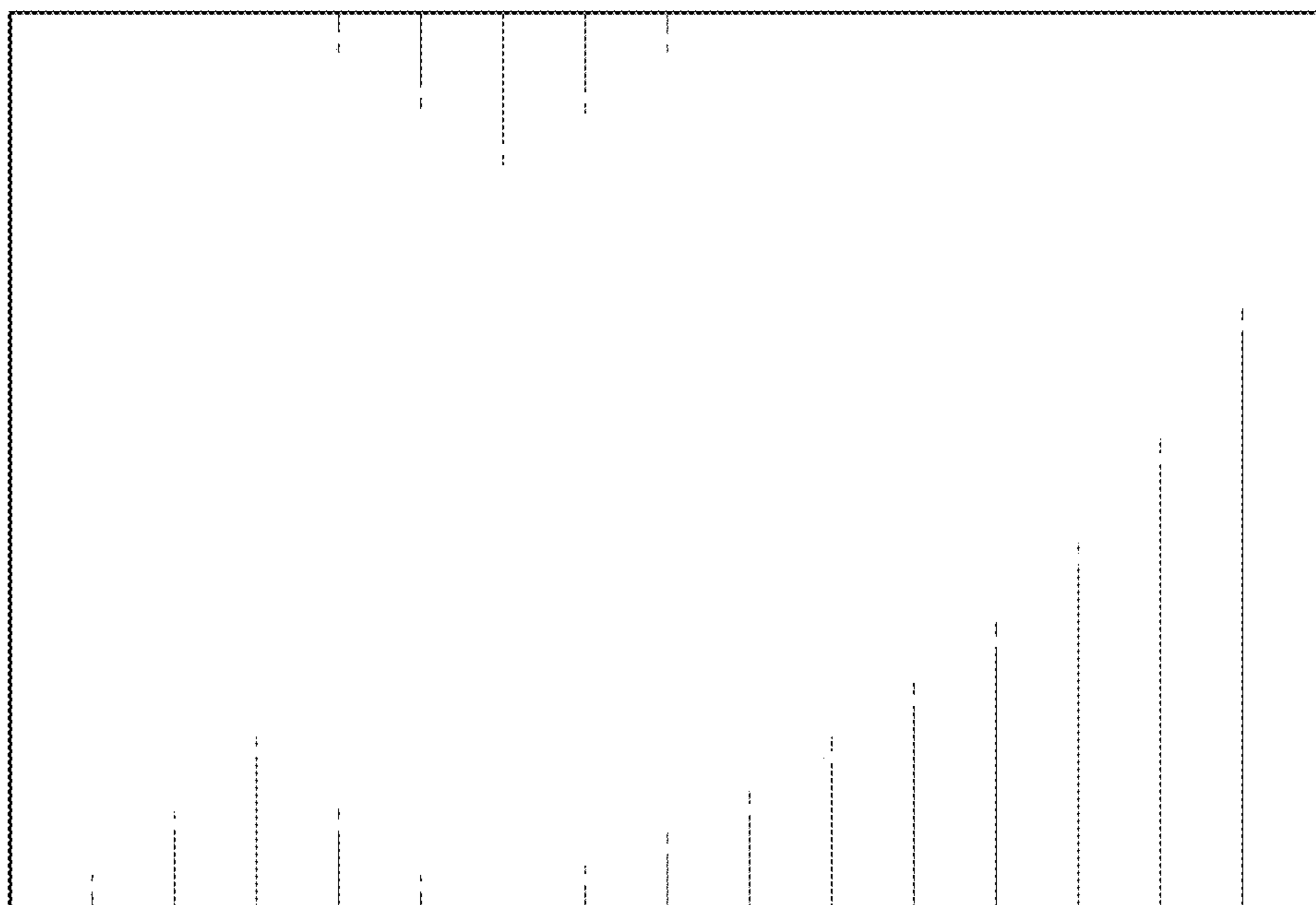





FIG. 12




**FIG. 13**



**FIG. 14**



**FIG. 15**



**FIG. 16**

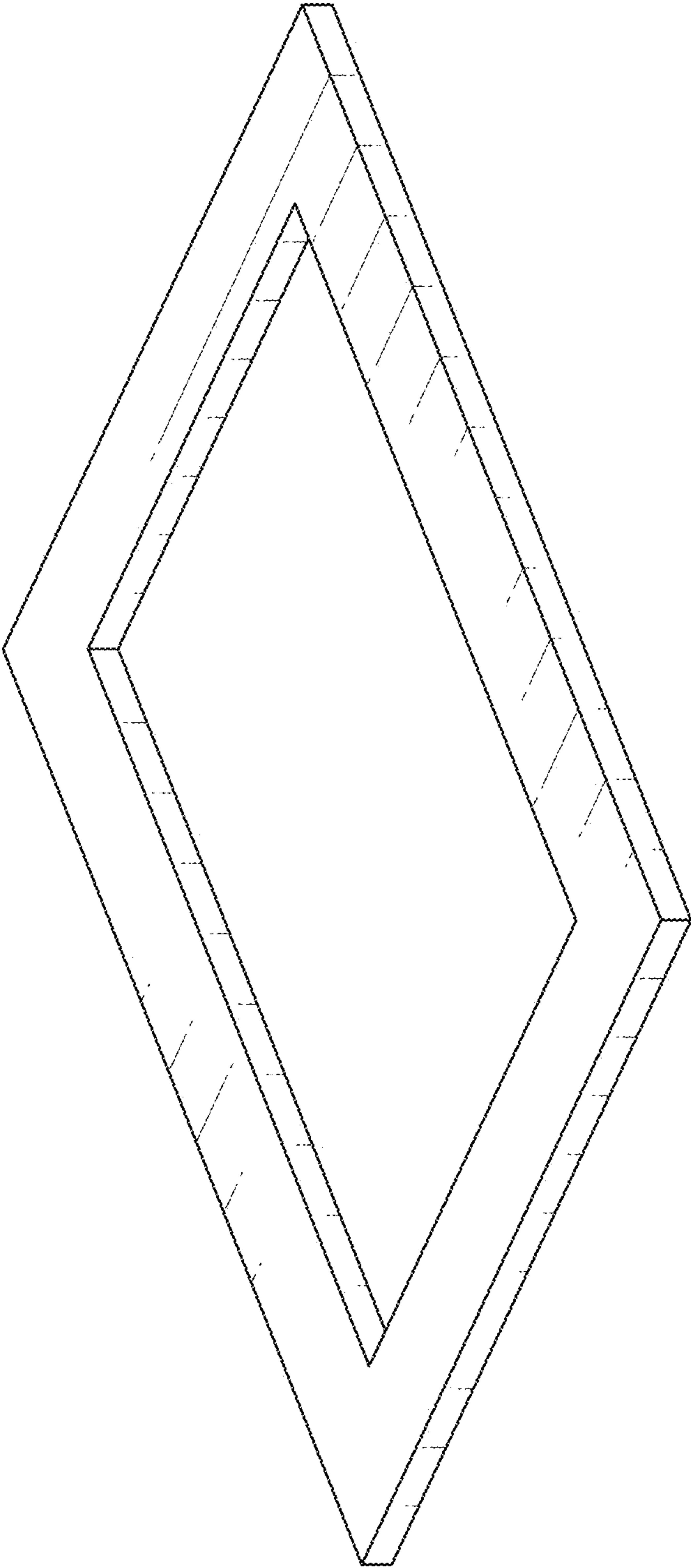


FIG. 17




FIG. 18




FIG. 19



FIG. 20




FIG. 21



FIG. 22



FIG. 23



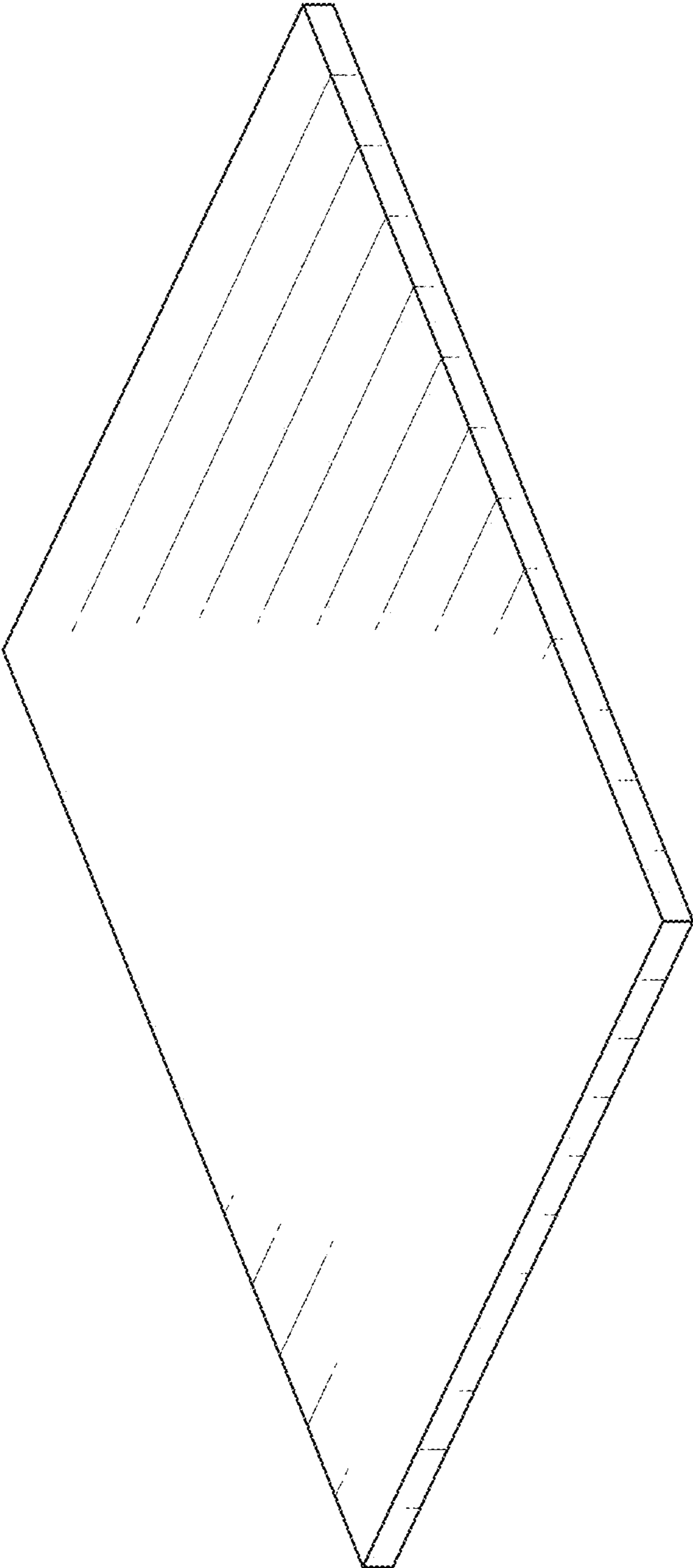


FIG. 24

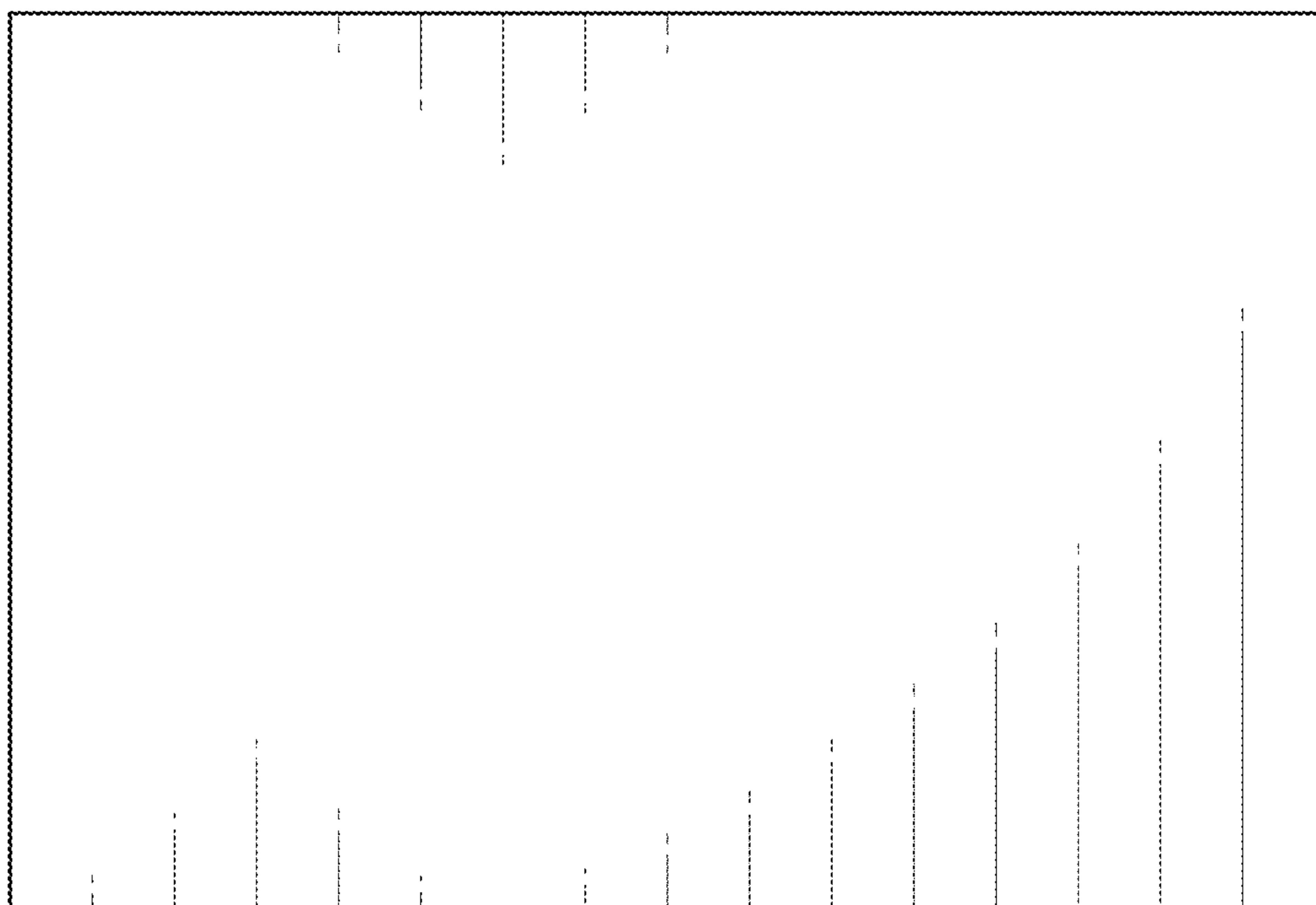


FIG. 25

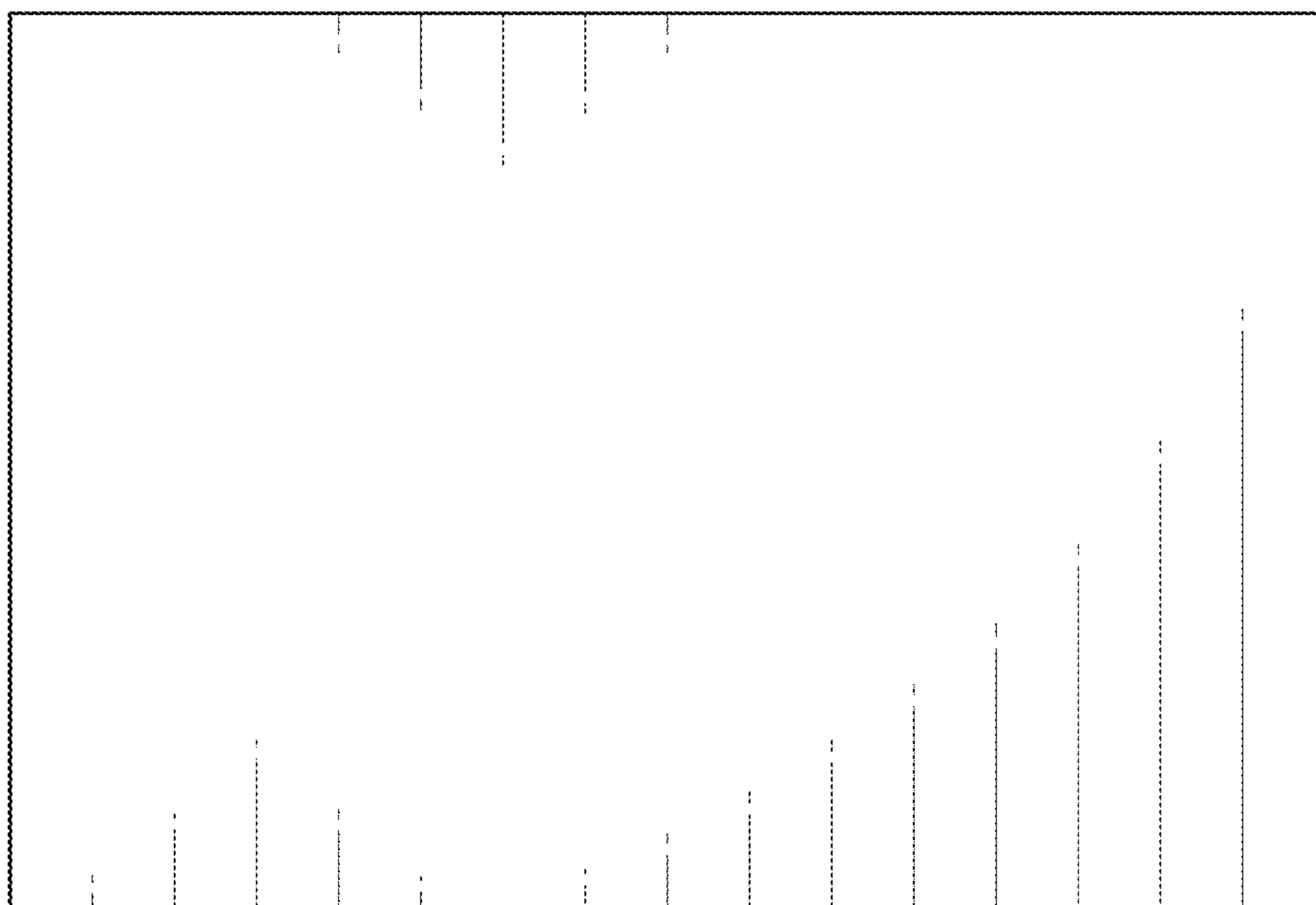
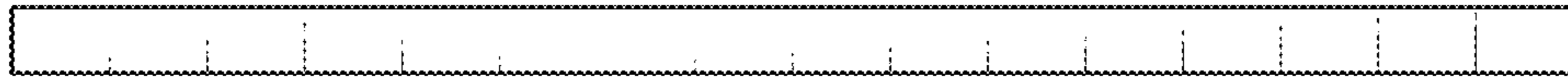



FIG. 26



**FIG. 27**



**FIG. 28**



**FIG. 29**



**FIG. 30**

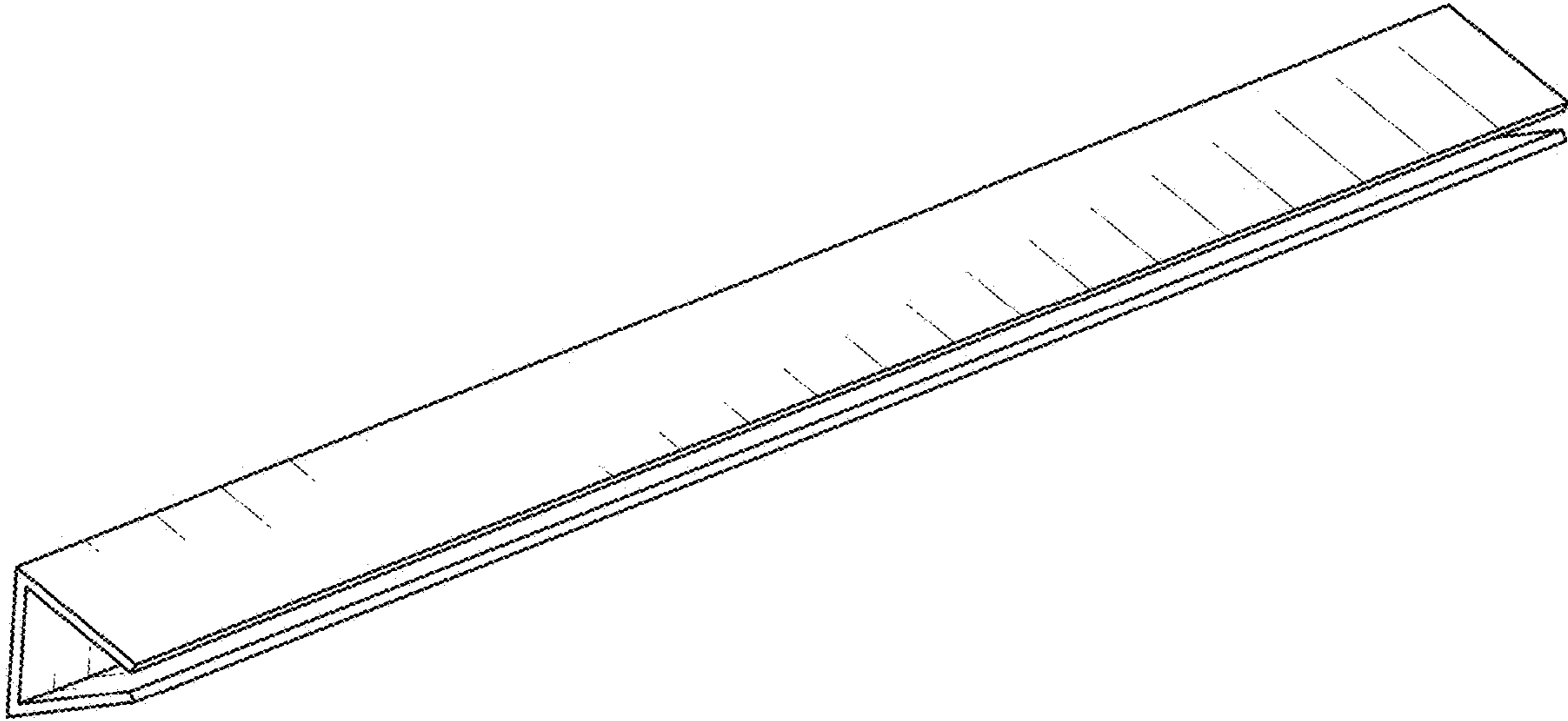


FIG. 31

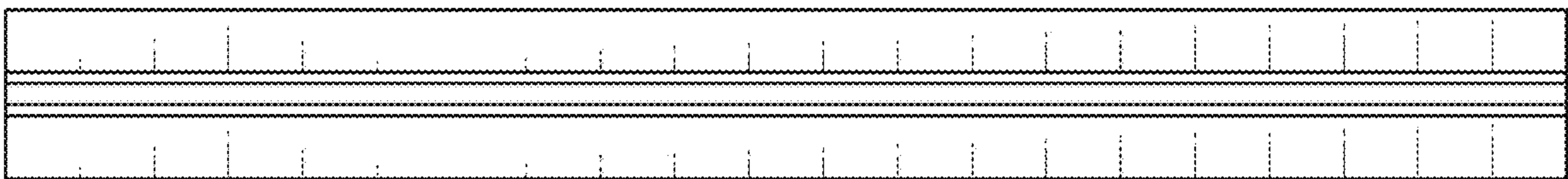


FIG. 32

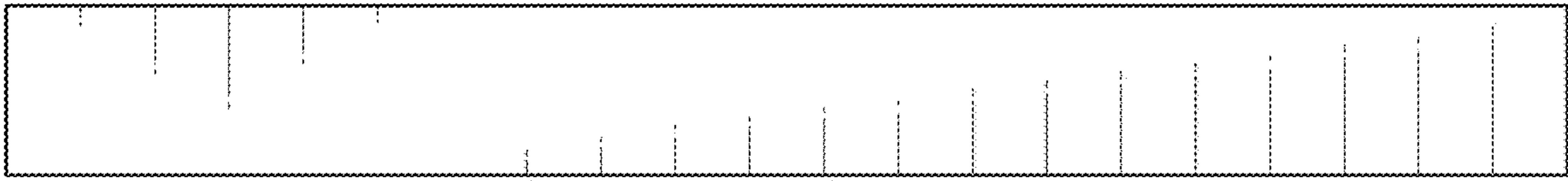


FIG. 33



FIG. 34



FIG. 35

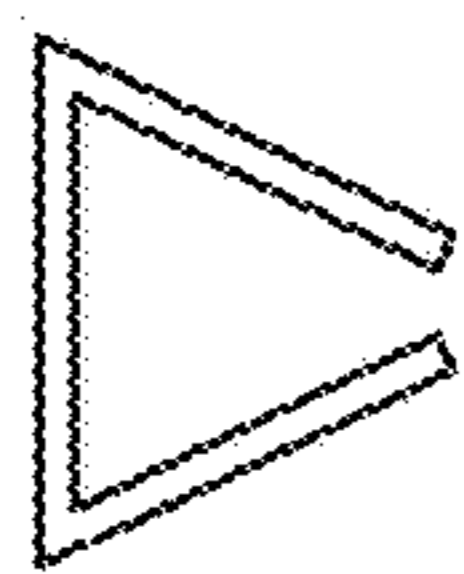


FIG. 36

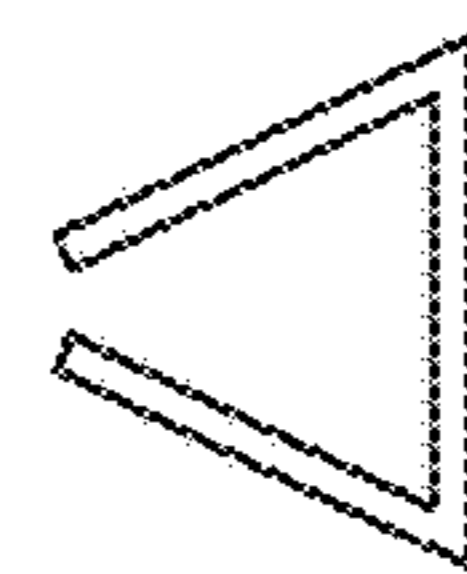


FIG. 37



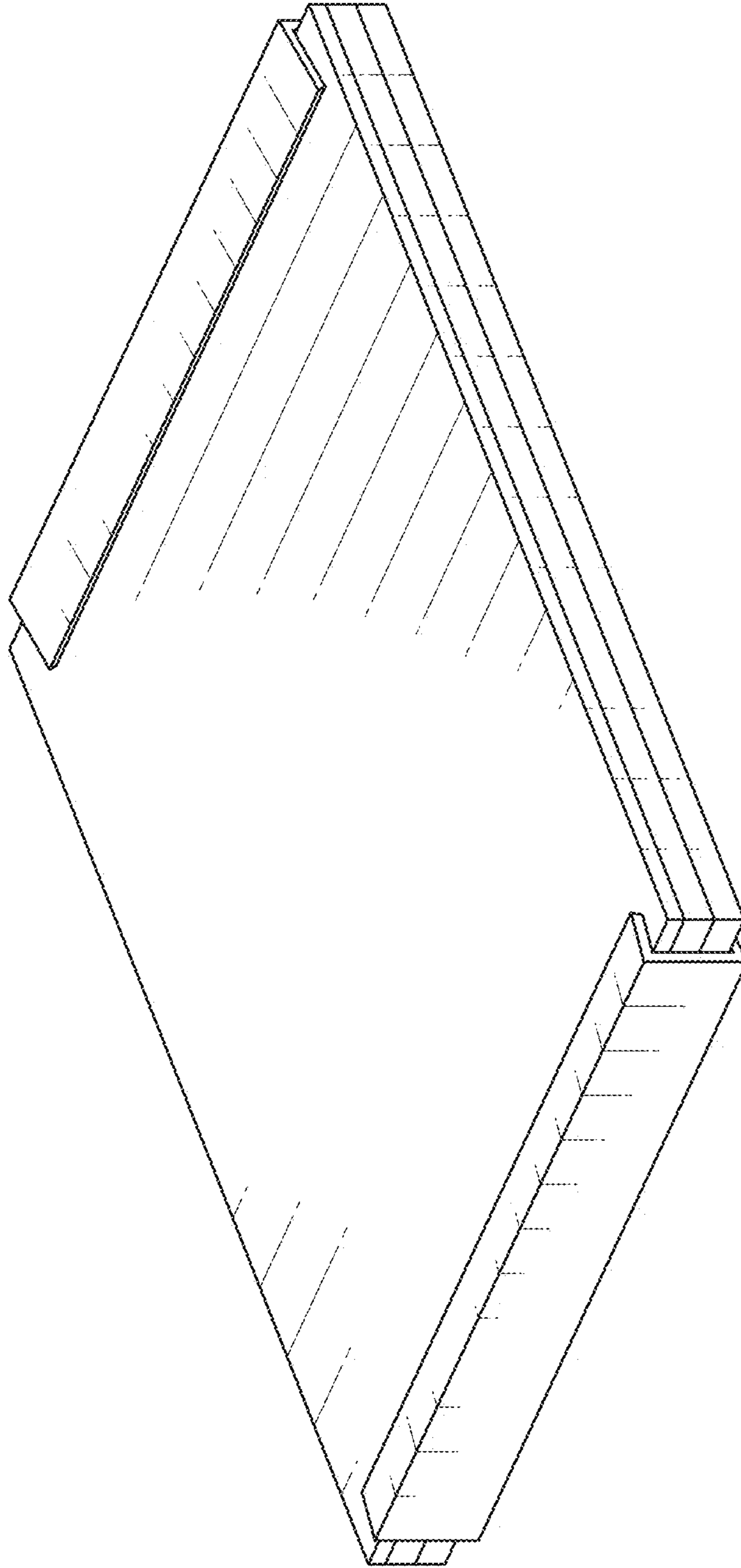


FIG. 38

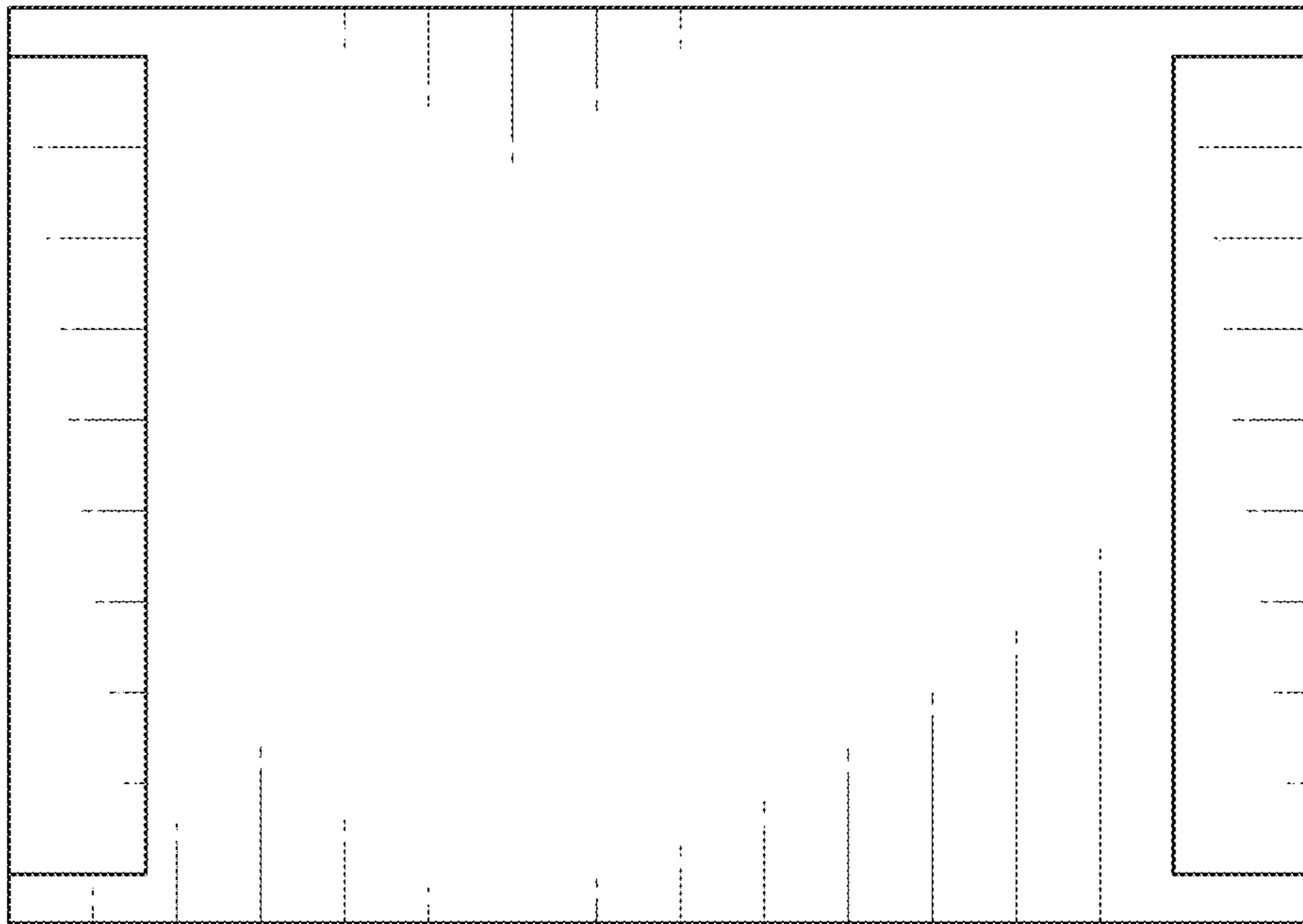


FIG. 39

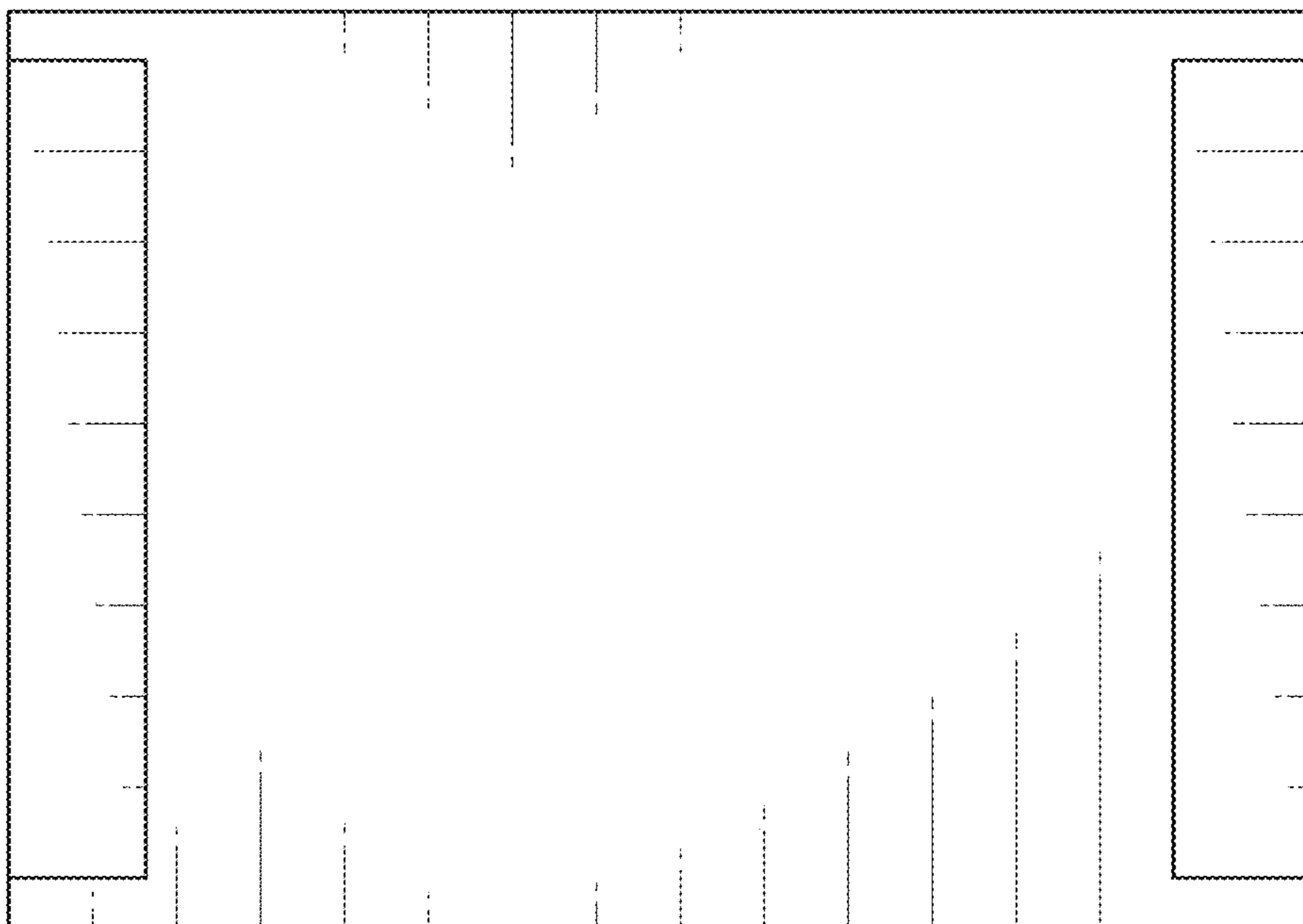


FIG. 40

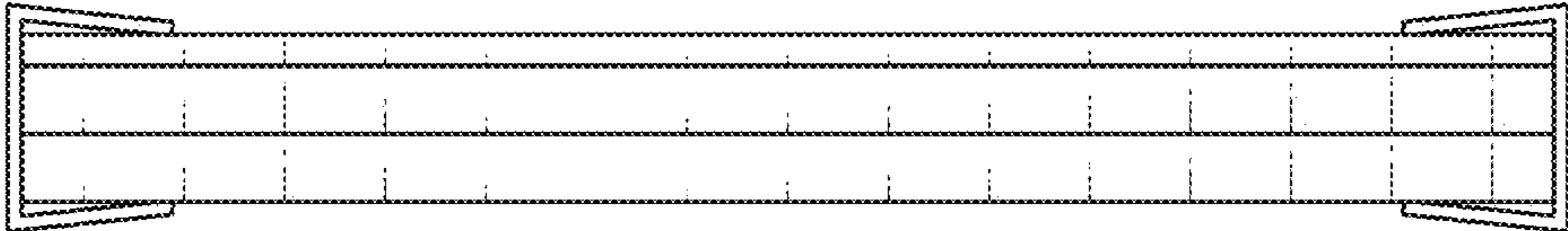


FIG. 41

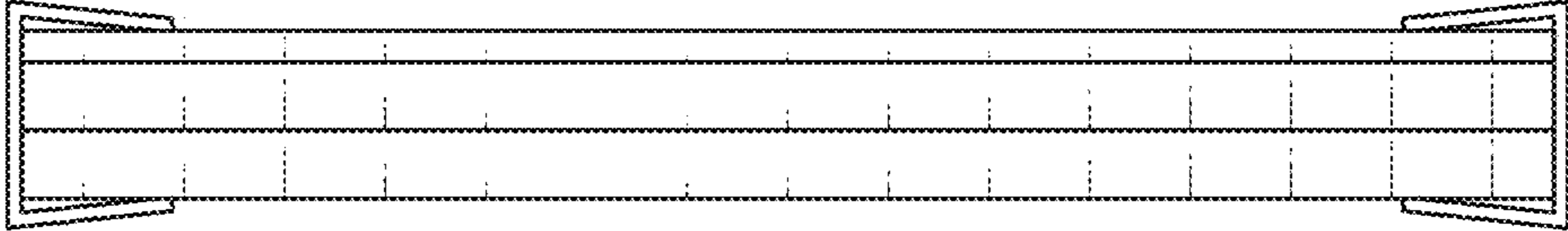


FIG. 42

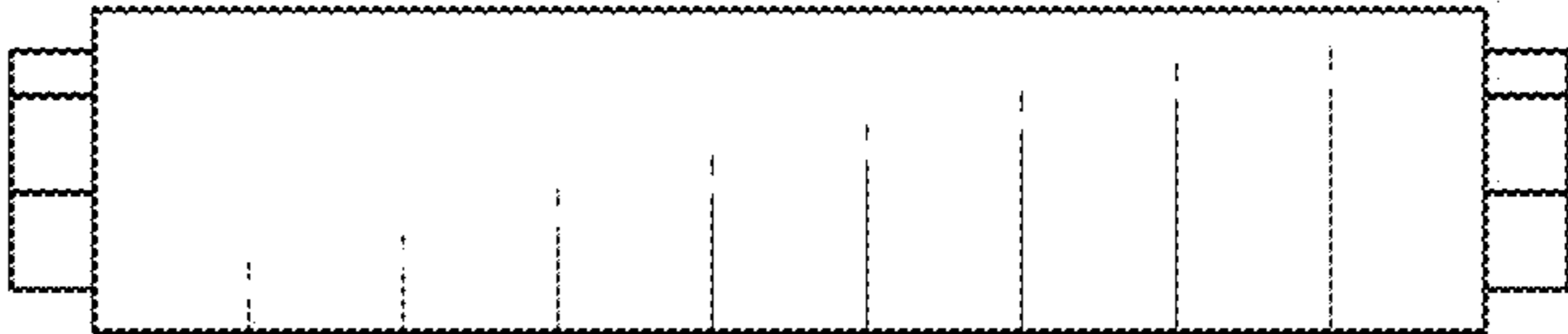


FIG. 43



FIG. 44

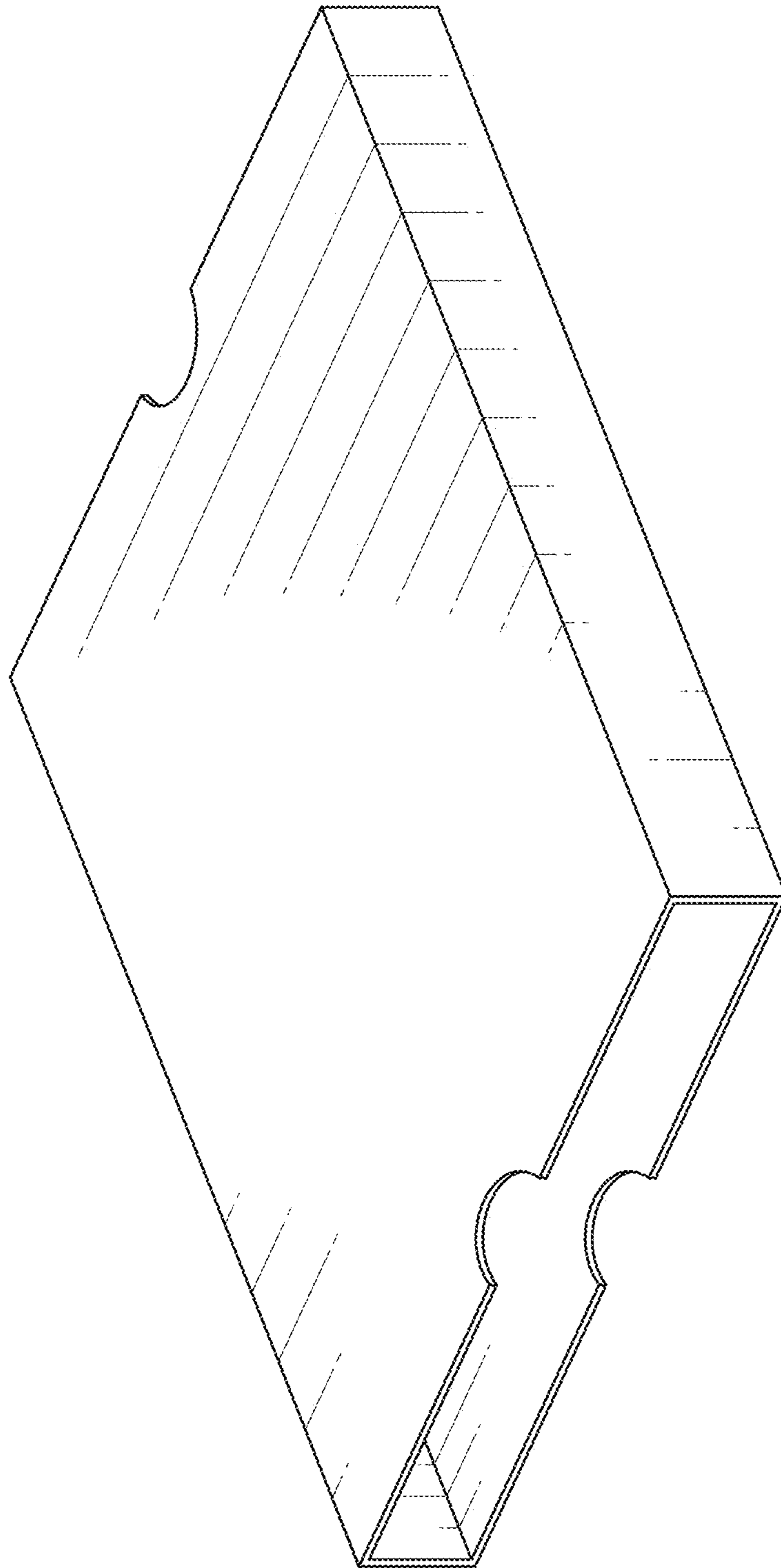


FIG. 45

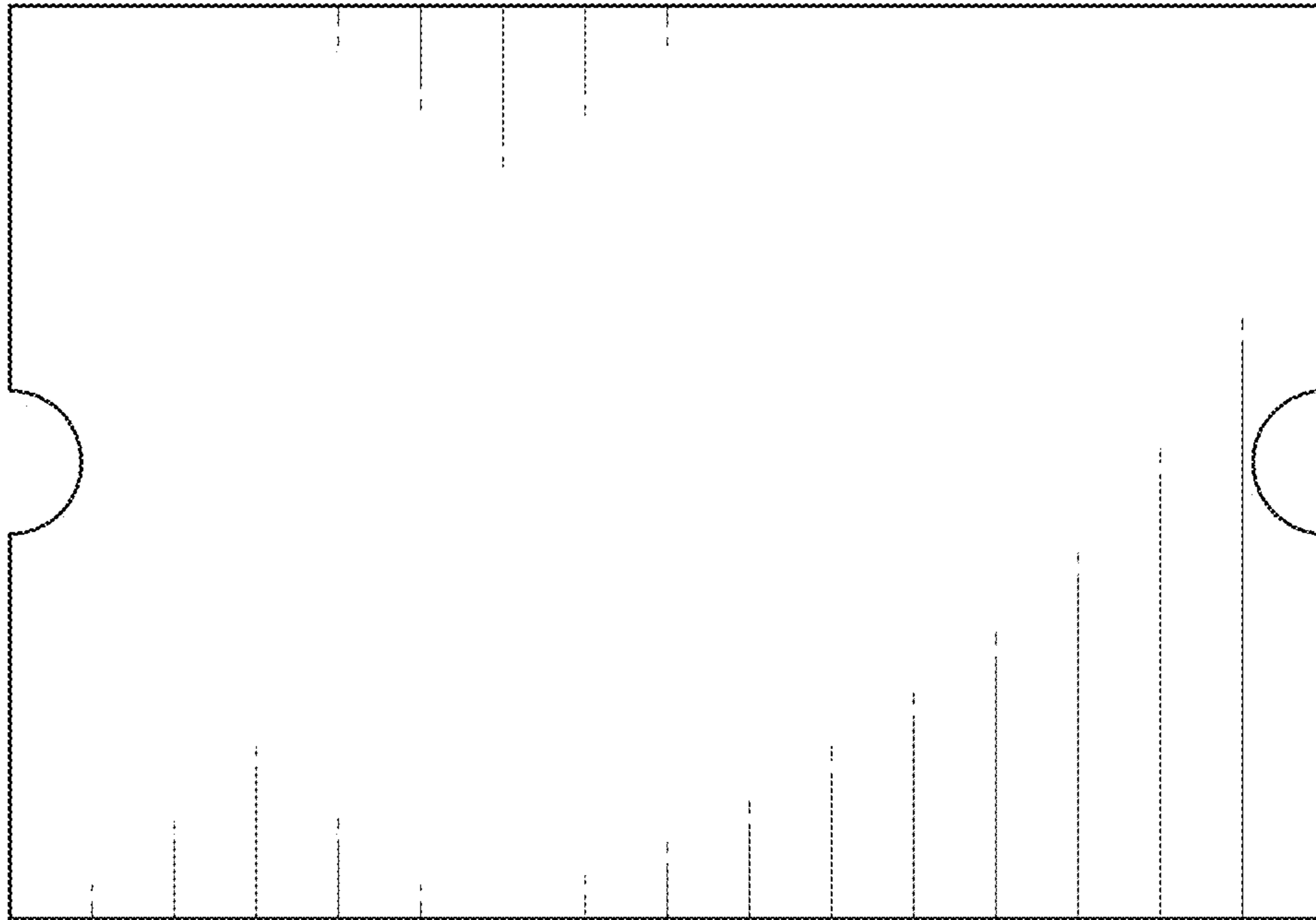


FIG. 46

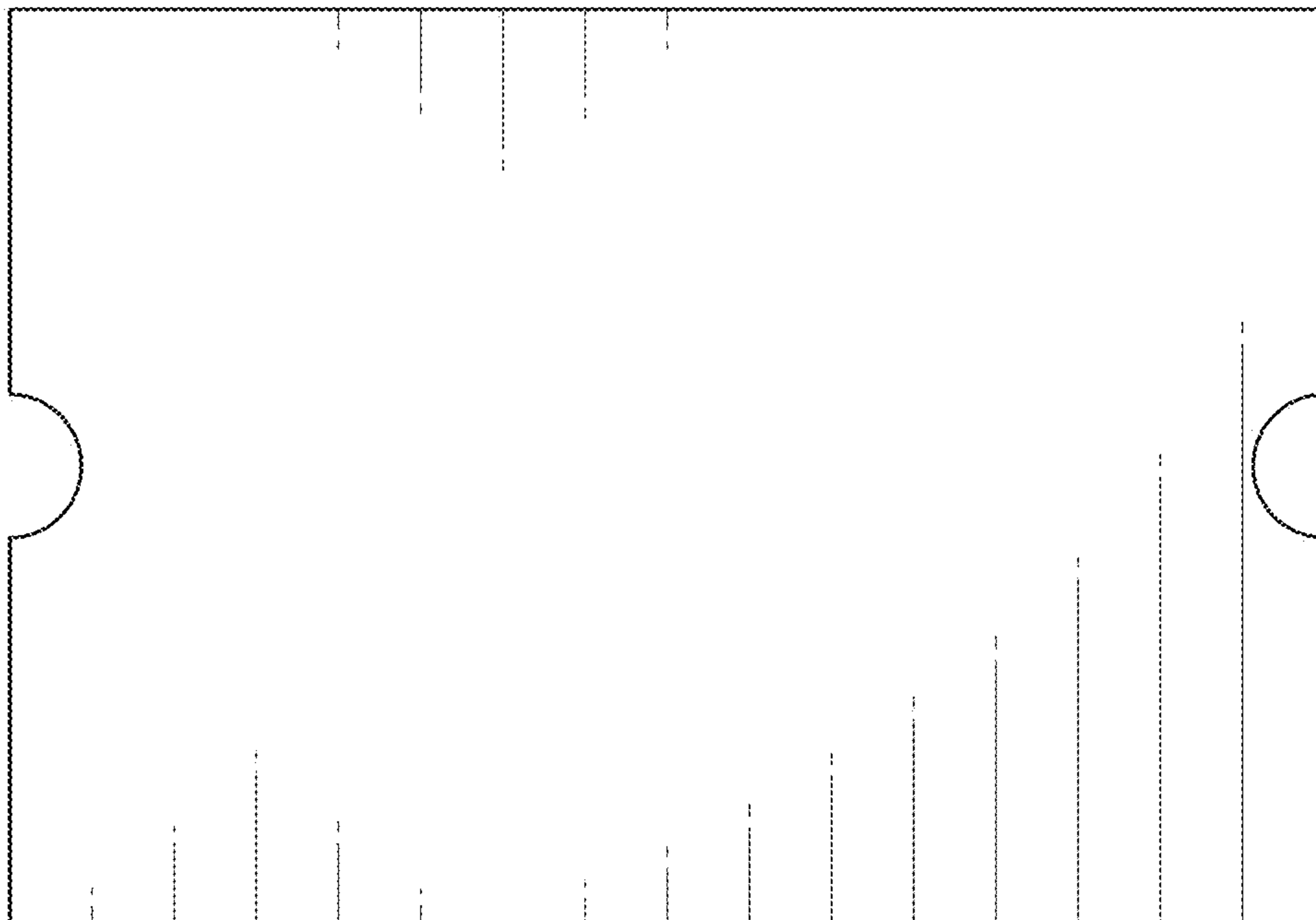


FIG. 47



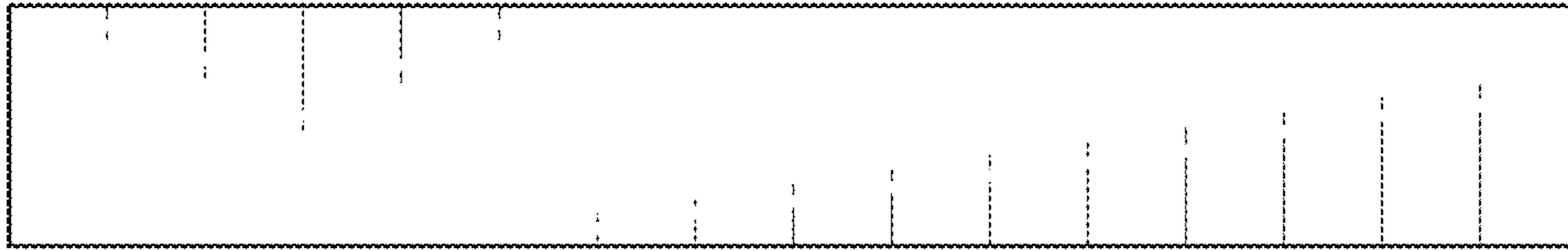


FIG. 48

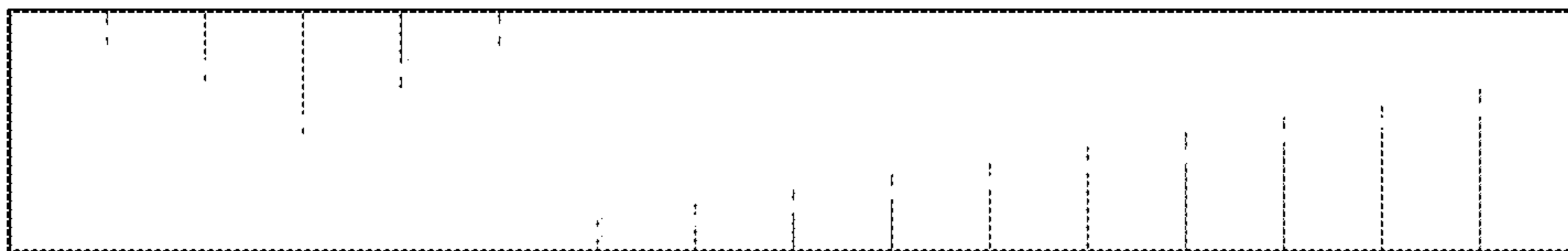


FIG. 49



FIG. 50



FIG. 51