



US00D957905S

(12) **United States Design Patent** (10) **Patent No.:** **US D957,905 S**
Manak (45) **Date of Patent:** **** Jul. 19, 2022**

(54) **BOTTLE OPENER**
(71) Applicant: **Jan Manak**, Fishers, IN (US)
(72) Inventor: **Jan Manak**, Fishers, IN (US)
(**) Term: **15 Years**
(21) Appl. No.: **29/652,937**
(22) Filed: **Jan. 13, 2021**
(51) **LOC (13) Cl.** **07-99**
(52) **U.S. Cl.**
USPC **D8/33**
(58) **Field of Classification Search**
USPC ... D8/18, 33, 34, 35, 36, 37, 38, 39, 40, 41,
D8/42, 43, 98
CPC B67B 7/00; B67B 7/02; B67B 7/04; B67B
7/12; B67B 7/14; B67B 7/16; B67B 7/18;
B67B 7/20; B67B 7/30; B67B 7/44
See application file for complete search history.

5,440,957 A * 8/1995 Rogers B25B 13/50
81/3.4
D433,607 S * 11/2000 Park D8/34
D462,000 S * 8/2002 Hightower D8/40
D482,251 S * 11/2003 Kelleghan D8/40
6,666,110 B1 * 12/2003 Buettner B67B 7/18
81/3.43
D496,570 S * 9/2004 Wolf D8/18
D497,088 S * 10/2004 Davis D8/40
D519,010 S * 4/2006 Oas D8/34
D527,245 S * 8/2006 Kelleghan D8/356
D534,416 S * 1/2007 Kelleghan D8/356
7,267,031 B1 * 9/2007 Burton B67B 7/18
81/3.4
D562,095 S * 2/2008 Ivey D8/40
D637,081 S * 5/2011 Collins D9/453
D672,217 S * 12/2012 Bartz D8/40
8,596,167 B2 * 12/2013 Bartz B67B 7/18
81/3.4
D735,568 S * 8/2015 Barnett D8/396
D755,596 S * 5/2016 Ranfl D8/40
D799,925 S * 10/2017 Wheeler D8/33

(Continued)

Primary Examiner — Elizabeth A. Albert
(74) *Attorney, Agent, or Firm* — Woodard, Emhardt,
Henry, Reeves & Wagner, LLP

(56) **References Cited**

U.S. PATENT DOCUMENTS

3,225,714 A * 12/1965 Gaskell B29C 33/00
D7/672
3,600,982 A * 8/1971 Tholen B67B 7/18
81/3.4
3,730,025 A * 5/1973 Monnerjahn B67B 7/18
81/3.4
3,812,741 A * 5/1974 Heine B67B 7/18
81/3.4
4,414,865 A * 11/1983 Brooks B67B 7/18
D8/40
D276,691 S * 12/1984 Nielsen D8/40
D277,635 S * 2/1985 Sherwood D8/18
D280,594 S * 9/1985 Dow D8/40
D289,364 S * 4/1987 Bass D8/34
D310,158 S * 8/1990 Chan D8/41
D320,916 S * 10/1991 Riddle D8/40
D334,326 S * 3/1993 Detling D8/40


(57) **CLAIM**

The ornamental design for a bottle opener, as shown and described.

DESCRIPTION

FIG. 1 is a perspective view of the bottle opener showing my new design;
FIG. 2 is a front view thereof;
FIG. 3 is a right side view thereof, the left side view being identical or a mirror image and having been omitted;
FIG. 4 is a rear view thereof; and,
FIG. 5 is a bottom view thereof, the top view being identical or a mirror image and having been omitted.

1 Claim, 3 Drawing Sheets



(56)

References Cited

U.S. PATENT DOCUMENTS

D831,454 S * 10/2018 Lee D8/40
D831,718 S * 10/2018 Zhu D15/148
RE47,572 E * 8/2019 Sewell F16H 55/30
D15/148
10,787,354 B2 * 9/2020 Ranftl B67B 7/184
2008/0072709 A1 * 3/2008 Dye B67B 7/18
81/3.4
2009/0145267 A1 * 6/2009 Moles B67B 7/16
81/3.37
2011/0220607 A1 * 9/2011 Mukunoki B29C 45/14
215/305

* cited by examiner

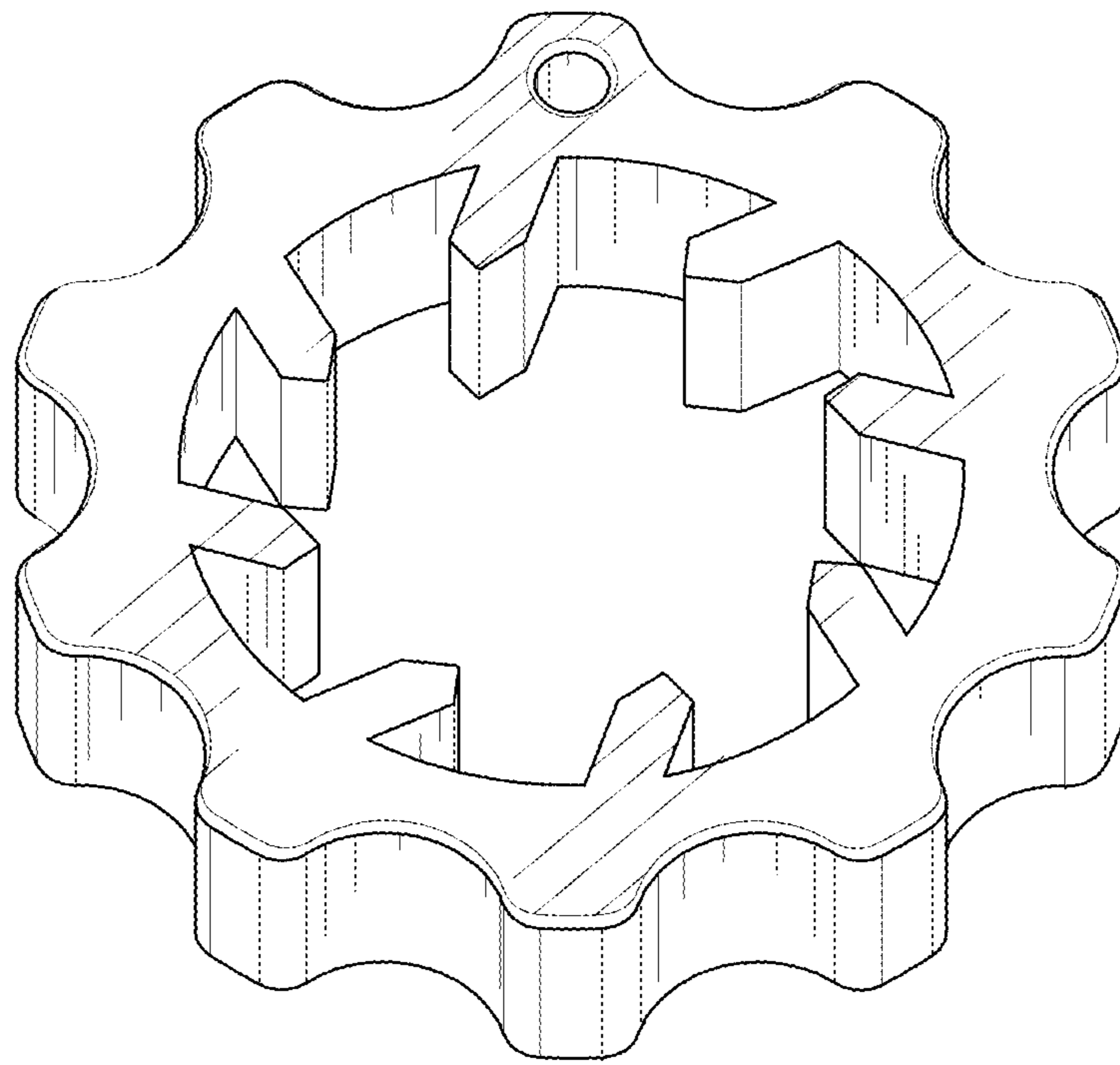


Fig. 1




Fig. 2

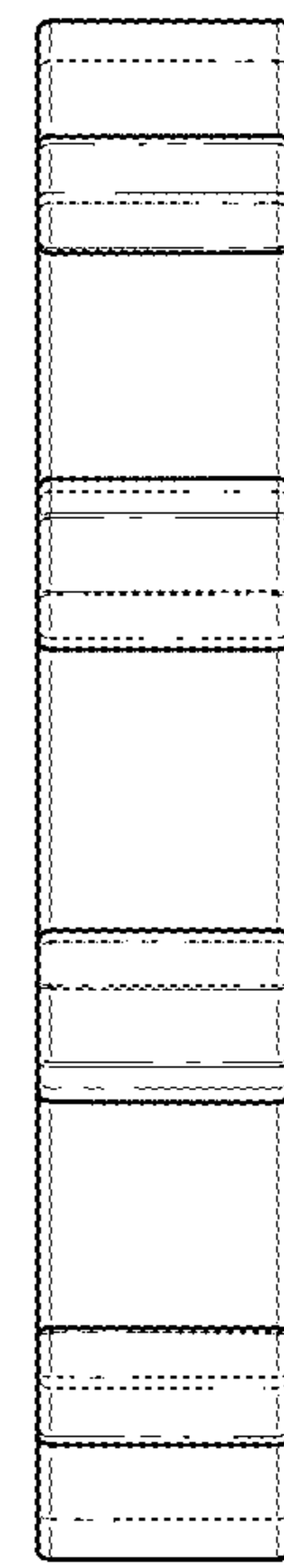


Fig. 3




Fig. 4

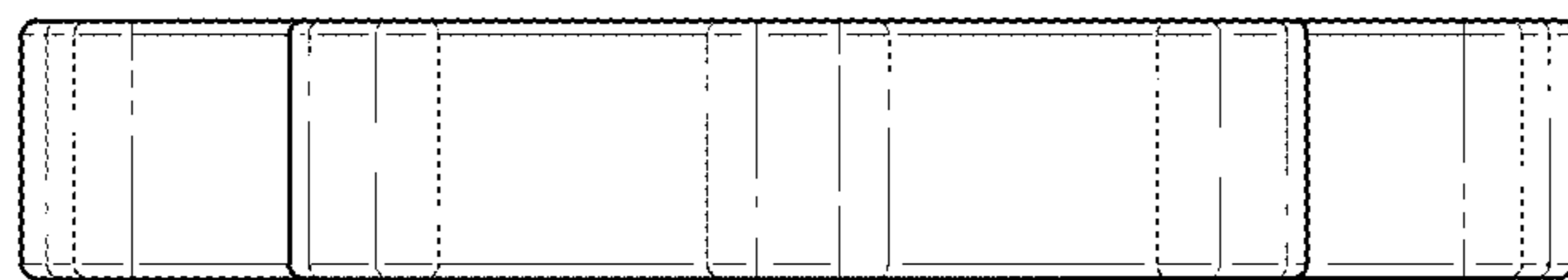


Fig. 5