



US00D957904S

(12) **United States Design Patent** (10) **Patent No.:** **US D957,904 S**
Chen et al. (45) **Date of Patent:** **** Jul. 19, 2022**

(54) **WRENCH**
(71) Applicant: **YUE JEI INDUSTRIAL CO., LTD.,**
Taichung (TW)
(72) Inventors: **Shih-Chang Chen,** Taichung (TW);
Chi-Liang Chen, Taichung (TW)
(73) Assignee: **YUE JEI INDUSTRIAL CO., LTD.,**
Taichung (TW)
(**) Term: **15 Years**
(21) Appl. No.: **29/743,489**
(22) Filed: **Jul. 22, 2020**
(51) **LOC (13) Cl.** **08-05**
(52) **U.S. Cl.**
USPC **D8/28; D8/21; D8/25**
(58) **Field of Classification Search**
USPC D8/16, 17, 18, 19, 21, 22, 25-28;
D24/133, 152, 155, 156
CPC B25B 13/08; B25B 13/46; B25B 13/481;
B25B 13/461; B25B 13/48; B25B 13/56;
B25B 13/16; B25B 23/1425; B25B 23/16;
B25B 21/004; B25G 3/26; B67B 7/14;
B25F 1/00
See application file for complete search history.

D679,969 S * 4/2013 Beckwith D8/28
D704,522 S * 5/2014 Chen B25B 13/08
D8/27
D711,709 S * 8/2014 Abel D8/28
D814,258 S * 4/2018 Yang D8/28
D863,008 S * 10/2019 Moreau D8/27

OTHER PUBLICATIONS

Stuart. "New Proto Ratcheting Combination Wrench." ToolGuyd, Nov. 12, 2012, accessed:Feb. 25, 2022, URL:<toolguyd.com/proto-ratcheting-combination-wrench> (Year: 2012).*
"15MM Metric Open End Box Combination Wrench Tool 12 Point." Amazon, Dec. 21, 2011, accessed:Feb. 25, 2022 URL:<www.amazon.com/uxcell-Metric-Combination-Wrench-Point/dp/B006OHTFAO> (Year: 2011).*

* cited by examiner

Primary Examiner — Rachel A. Voorhies
Assistant Examiner — Benjamin D. Wannemacher
(74) *Attorney, Agent, or Firm* — WPAT, PC

(57) **CLAIM**

The ornamental design for a wrench, as shown and described.

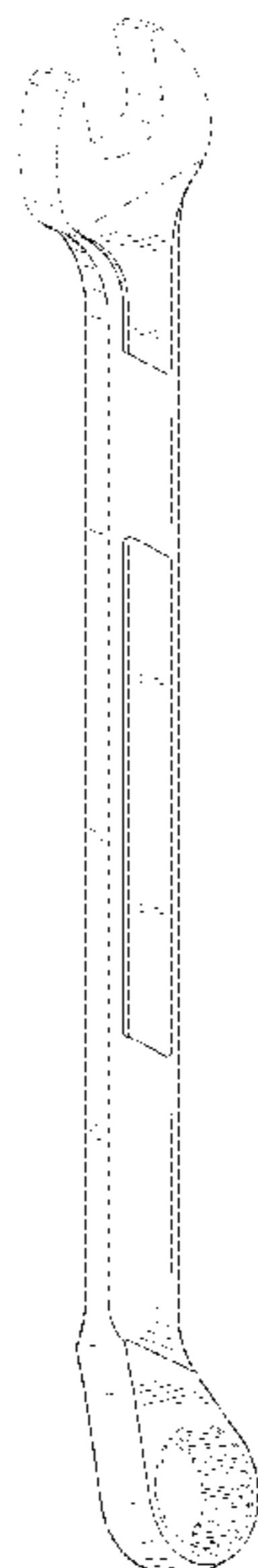
DESCRIPTION

FIG. 1 is a perspective view of a wrench showing my new design;
FIG. 2 is a front elevational view thereof;
FIG. 3 is a rear elevational view thereof;
FIG. 4 is a left side elevational view thereof;
FIG. 5 is a right side elevational view thereof;
FIG. 6 is a top plan view thereof; and,
FIG. 7 is a bottom plan view thereof.
The dash-dash broken lines of FIGS. 1-7 are included for the purpose of illustrating portions of a wrench and form no part of the claimed design. The dot-dash broken lines define the bounds of the claimed design and form no part thereof.

1 Claim, 7 Drawing Sheets

(56) **References Cited**
U.S. PATENT DOCUMENTS

D224,677 S * 8/1972 Lehnhard D8/28
3,762,244 A * 10/1973 Evans B25B 13/08
81/119
D299,206 S * 1/1989 Krapowicz D8/28
D474,381 S * 5/2003 Lee D8/28
D474,663 S * 5/2003 Chen-Li D8/28
D484,014 S * 12/2003 Chen D8/28
D611,788 S * 3/2010 Evans D8/28
D660,110 S * 5/2012 Yang D8/28
D662,799 S * 7/2012 Hsieh D8/28



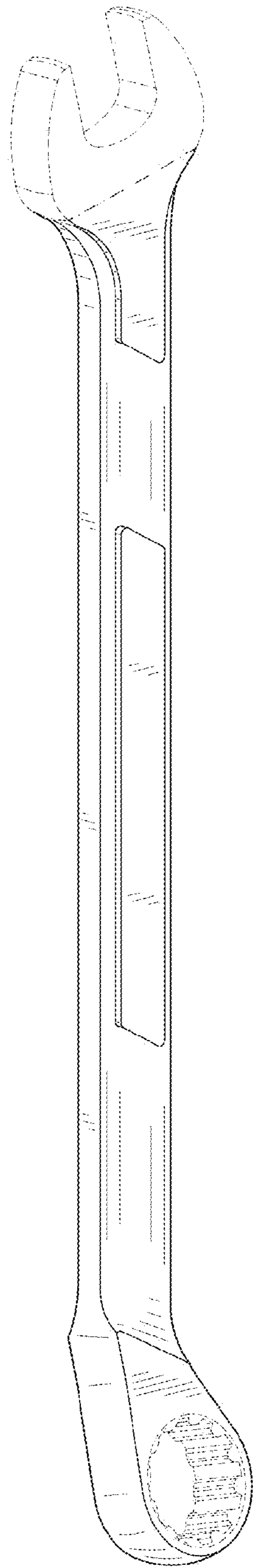


FIG. 1

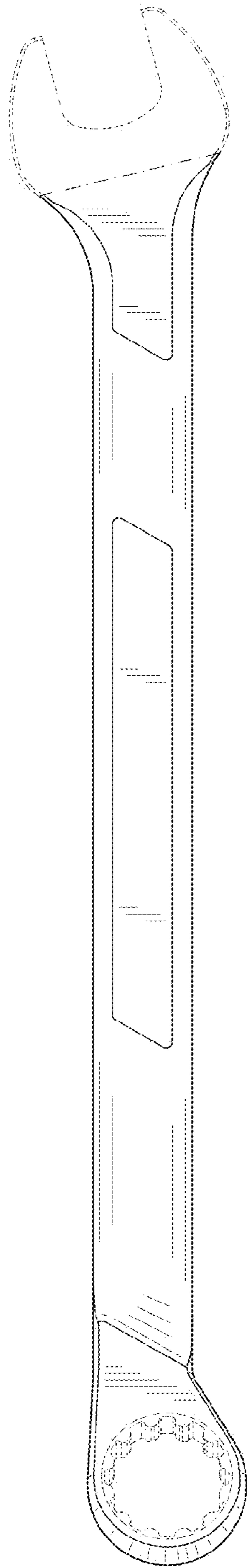


FIG. 2

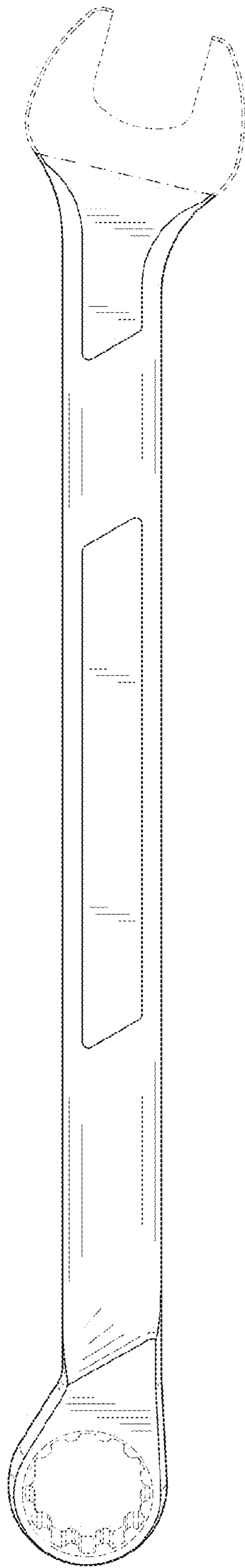


FIG. 3

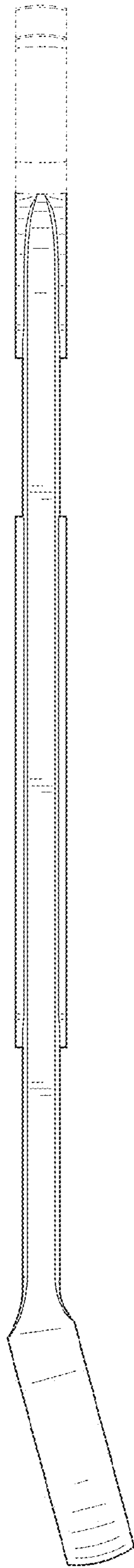


FIG. 4

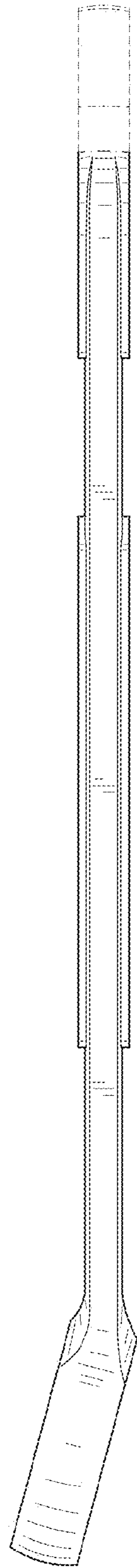


FIG. 5

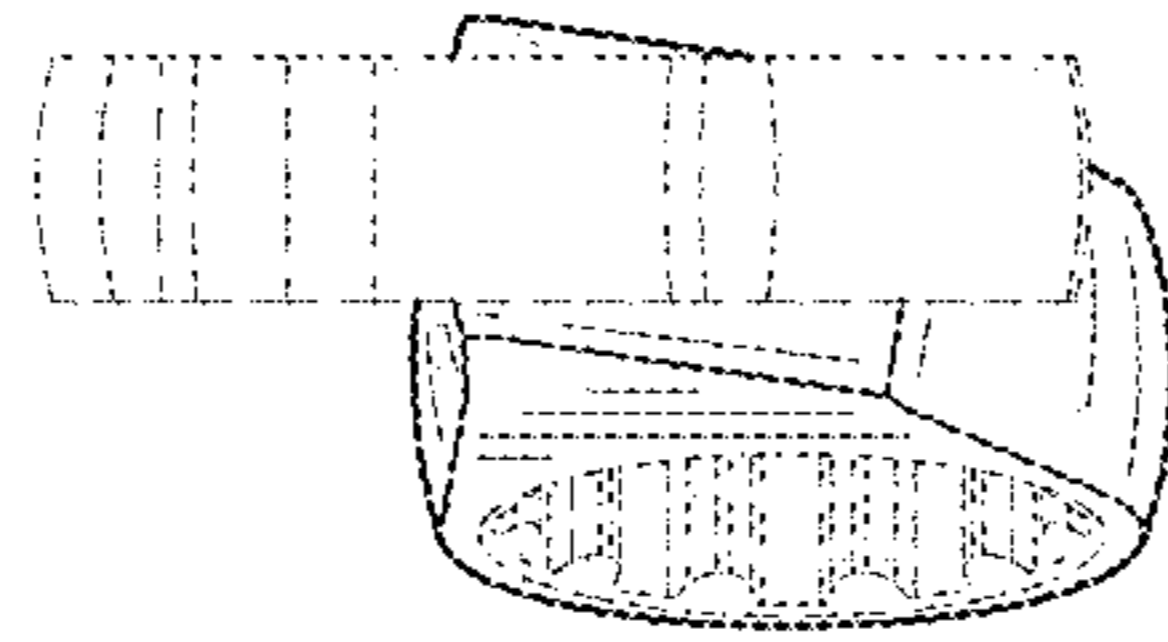


FIG. 6

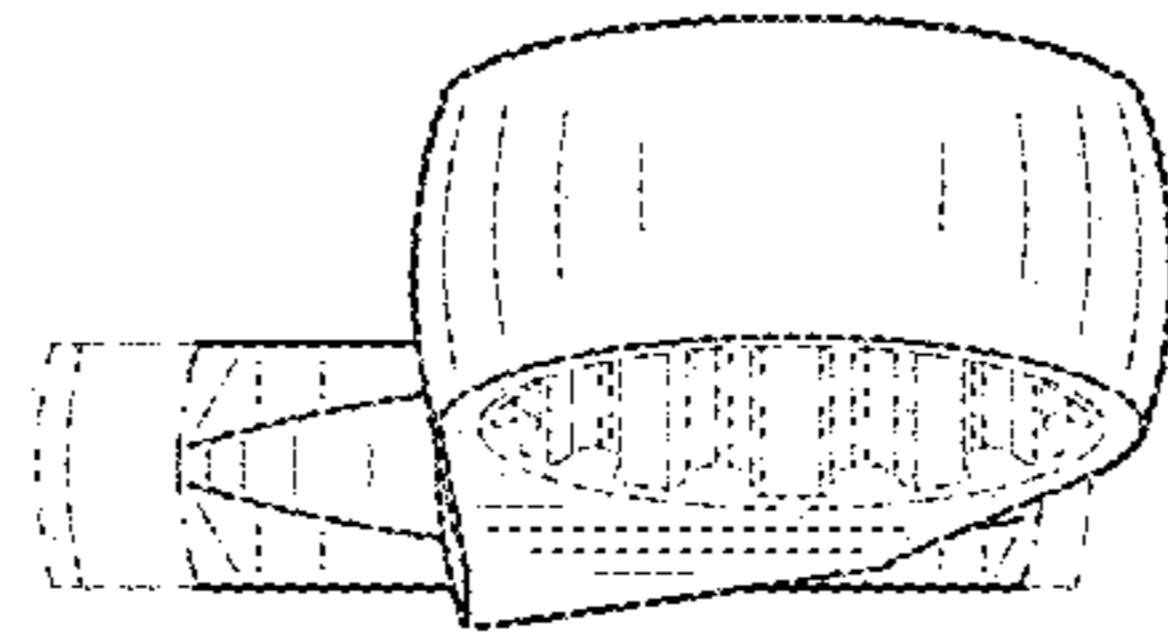


FIG. 7