



US00D957898S

(12) **United States Design Patent**
Lu

(10) **Patent No.:** **US D957,898 S**
(45) **Date of Patent:** **** Jul. 19, 2022**

(54) **CHOPPING DEVICE**

(71) Applicant: **Cong Qiang Lu**, Taizhou (CN)

(72) Inventor: **Cong Qiang Lu**, Taizhou (CN)

(**) Term: **15 Years**

(21) Appl. No.: **29/681,334**

(22) Filed: **Feb. 25, 2019**

(51) **LOC (13) Cl.** **07-04**

(52) **U.S. Cl.**
USPC **D7/674**

(58) **Field of Classification Search**
USPC D7/672-678, 357, 693-696, 683, 372
CPC B26D 3/185; B26D 3/26; B26D 3/283;
B26D 3/285; A47J 43/25; A47J 43/20
See application file for complete search history.

(56) **References Cited**

U.S. PATENT DOCUMENTS

D167,270	S	*	7/1952	Marcus	D7/678
D330,316	S	*	10/1992	So	D7/678
D354,886	S	*	1/1995	Diefenbach	D7/678
D548,025	S	*	8/2007	Kaposi	D7/672
D548,547	S	*	8/2007	Kaposi	D7/672
D578,838	S	*	10/2008	Hood	D7/678
D618,517	S	*	6/2010	Wong	D7/672
D708,917	S	*	7/2014	Wong	D7/672
D729,595	S	*	5/2015	Hauser	D7/693
D730,704	S	*	6/2015	Repac	D7/672
D770,868	S	*	11/2016	Repac	D7/672
D776,495	S	*	1/2017	Repac	D7/672
D823,075	S	*	7/2018	Repac	D7/672
D873,627	S	*	1/2020	Chen	D7/672
D929,825	S	*	9/2021	Lu	D7/678
D931,692	S	*	9/2021	Lu	D7/678
D935,831	S	*	11/2021	Lu	D7/372
2015/0345200	A1	*	12/2015	Repac	B26D 3/185 241/84.3
2016/0302620	A1	*	10/2016	Repac	B26D 3/185

OTHER PUBLICATIONS

Brieftons Quickpush Food Chopper, Oct. 14, 2019, Amazon, <https://www.amazon.com/Brieftons-QuickPush-Chopper-Extra-Large-Vegetables/dp/B07Z32XV3W> (Year: 2019).*

(Continued)

Primary Examiner — Brett Miller

(74) *Attorney, Agent, or Firm* — James Creighton Wray

(57) **CLAIM**

The design for a chopping device, as shown and described.

DESCRIPTION

The patent or application file contains at least one drawing executed in color. Copies of this patent or patent application publication with color drawing(s) will be provided by the Office upon request and payment of the necessary fee.

FIG. 1 is a top, right side and front view of the chopping device.

FIG. 2 is a top, left side and front view of the chopping device shown in FIG. 1.

FIG. 3 is a top, right side and rear view of the chopping device shown in FIGS. 1 and 2.

FIG. 4 is a right side view of the chopping device shown in FIGS. 1-3.


FIG. 5 is a front view of the chopping device shown in FIGS. 1-4.

FIG. 6 is a front view with the lid open of the chopping device shown in FIGS. 1-5; and,

FIG. 7 is a rear view with the lid open of the chopping device shown in FIGS. 1-6.

The side views are substantially mirror images.

1 Claim, 7 Drawing Sheets
(7 of 7 Drawing Sheet(s) Filed in Color)



(56)

References Cited

OTHER PUBLICATIONS

Fullstar Vegetable Chopper, Nov. 21, 2017, Amazon, <https://www.amazon.com/Vegetable-Chopper-Spiralizer-Slicer-Choppers/dp/B0764HS4SL> (Year: 2017).*

Chugod, Vegetable Slicer Dicer, Dec. 19, 2016, Amazon, <https://www.amazon.com/Vegetable-Slicer-WEINAS-Chopper-Cutter/dp/B01N5H1QD2> (Year: 2016).*

OXO Good Grips Vegetable and Onion Chopper, Feb. 8, 2016, Amazon, <https://www.amazon.com/OXO-Grips-Vegetable-Chopper-Opening/dp/B01BKWJ86I> (Year: 2016).*

Mangetai, Mandolin Vegetable Slicer, Jun. 12, 2018, Amazon, <https://www.amazon.com/Mandolin-Vegetable-Multi-function-Chopper-Cucumber/dp/B07DP1P7FX/> (Year: 2018).*

* cited by examiner



FIG. 1




FIG. 2



FIG. 3




FIG. 4



FIG. 5




FIG. 6



FIG. 7