



US00D957888S

(12) **United States Design Patent** (10) **Patent No.:** **US D957,888 S**
Musumeci et al. (45) **Date of Patent:** **** Jul. 19, 2022**

- (54) **CLIP-ON UNIVERSAL BOTTLE HOLDER**
- (71) Applicant: **Champions Sports and Entertainment Inc., Mineola, NY (US)**
- (72) Inventors: **Salvatore Musumeci, Melville, NY (US); Lorraine Musumeci, Melville, NY (US)**
- (73) Assignees: **Salvator Musumeci, Melville, NY (US); Lorraine Musumeci, Melville, NY (US)**
- (**) Term: **15 Years**
- (21) Appl. No.: **29/758,525**
- (22) Filed: **Nov. 16, 2020**
- (51) **LOC (13) Cl.** **07-09**
- (52) **U.S. Cl.**
USPC **D7/622**
- (58) **Field of Classification Search**
USPC D7/300, 313, 316, 392.1, 392.2, 504, D7/507, 509, 510, 511, 532, 533, 536, D7/551.1, 601, 602, 605, 606, 607, 608, D7/619.1, 620, 622, 624.2, 701; D12/114, 411, 415, 417, 419, 420, 436
CPC A45F 3/16; A45F 2200/0583; A47G 19/2205; A47G 23/16; A47G 19/2272; A47G 19/2288; A47G 19/23; A47J 41/00; A47J 43/00; A47J 47/00; A47J 47/02; A47J 47/08; B65D 1/265; B65D 81/3865; B65D 81/3453; B65D 3/22
See application file for complete search history.

2,774,510 A *	12/1956	Logan	B44D 3/14	220/759
D180,439 S	6/1957	Coleman			
2,926,038 A *	2/1960	Hyams	A47G 23/0266	215/396
3,773,287 A	11/1973	Hechinger			
D236,410 S	8/1975	Jenkins et al.			
4,120,073 A *	10/1978	Studebaker	A47G 23/0266	D7/622
D265,880 S *	8/1982	Craig	B65D 23/106	D7/622
D287,451 S *	12/1986	Schrock	D7/622	
4,723,801 A *	2/1988	Musumeci	A61J 9/0623	D7/622
D298,970 S *	12/1988	Dirks	D24/198	
4,796,936 A	1/1989	Sherin			
4,941,579 A	7/1990	Lee			
4,943,017 A *	7/1990	Ennis	A61J 9/0623	215/396
D329,517 S	9/1992	Vavla			
5,160,344 A	11/1992	Werton			
D336,826 S *	6/1993	Crook	D7/622	
D346,932 S *	5/1994	Cautereels	D24/197	

(Continued)

Primary Examiner — Joseph Kukella
Assistant Examiner — Darryl J Dardenne
(74) *Attorney, Agent, or Firm* — Alfred M. Walker

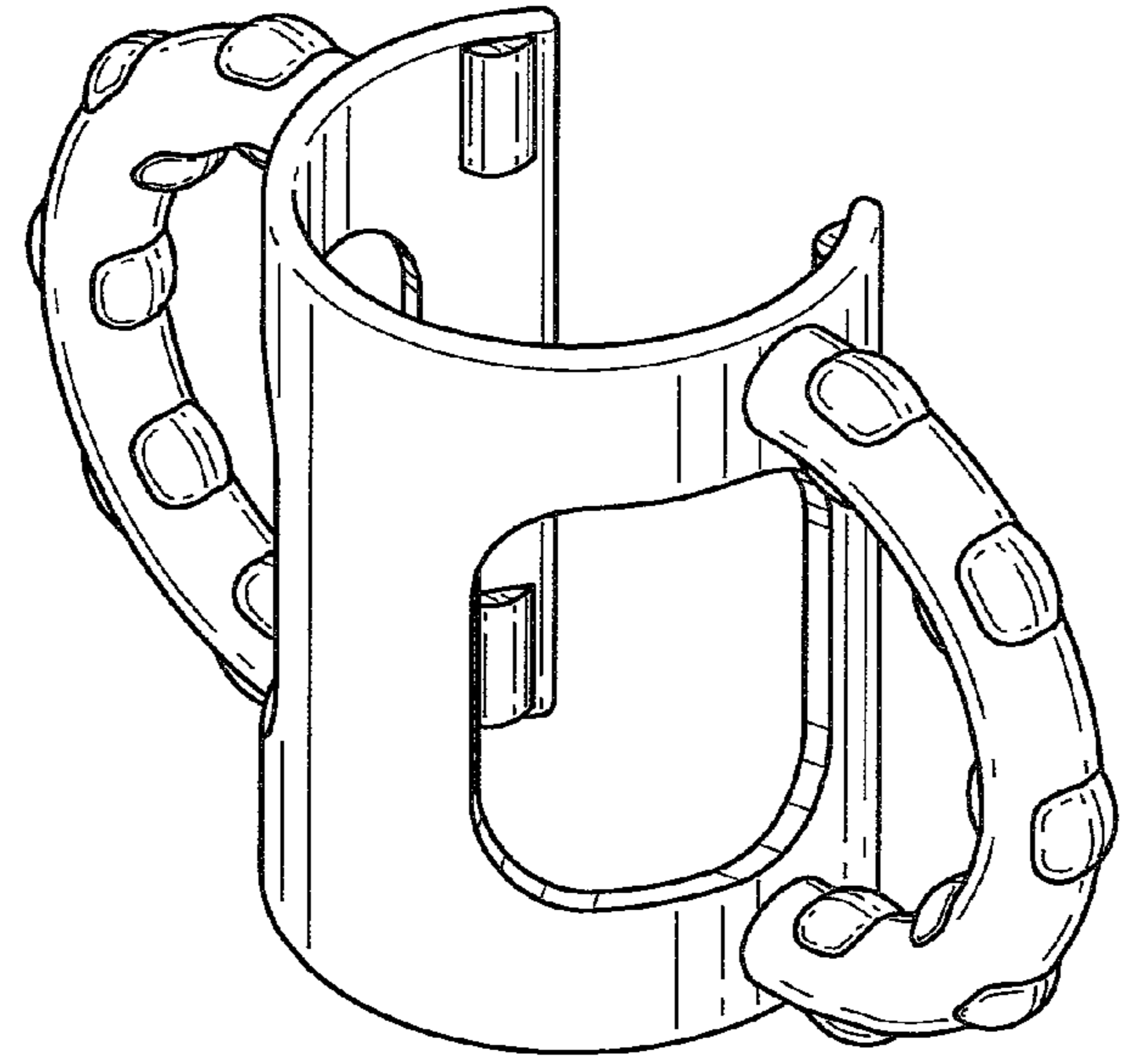
(57) **CLAIM**
We claim the ornamental design for a clip-on universal bottle holder, as shown and described.

DESCRIPTION

FIG. 1 is a rear perspective view of the clip-on universal bottle holder.
FIG. 2 is a right side elevation view of the clip-on universal bottle holder, the left side elevation view being a mirror image thereof.
FIG. 3 is a top plan view thereof.
FIG. 4 is a front elevation view thereof; and,
FIG. 5 is a rear elevation view thereof.

1 Claim, 2 Drawing Sheets

- (56) **References Cited**
U.S. PATENT DOCUMENTS
D38,233 S * 9/1906 Lyon 215/396
2,029,051 A 1/1936 Blevins
2,655,403 A 10/1953 Ernest



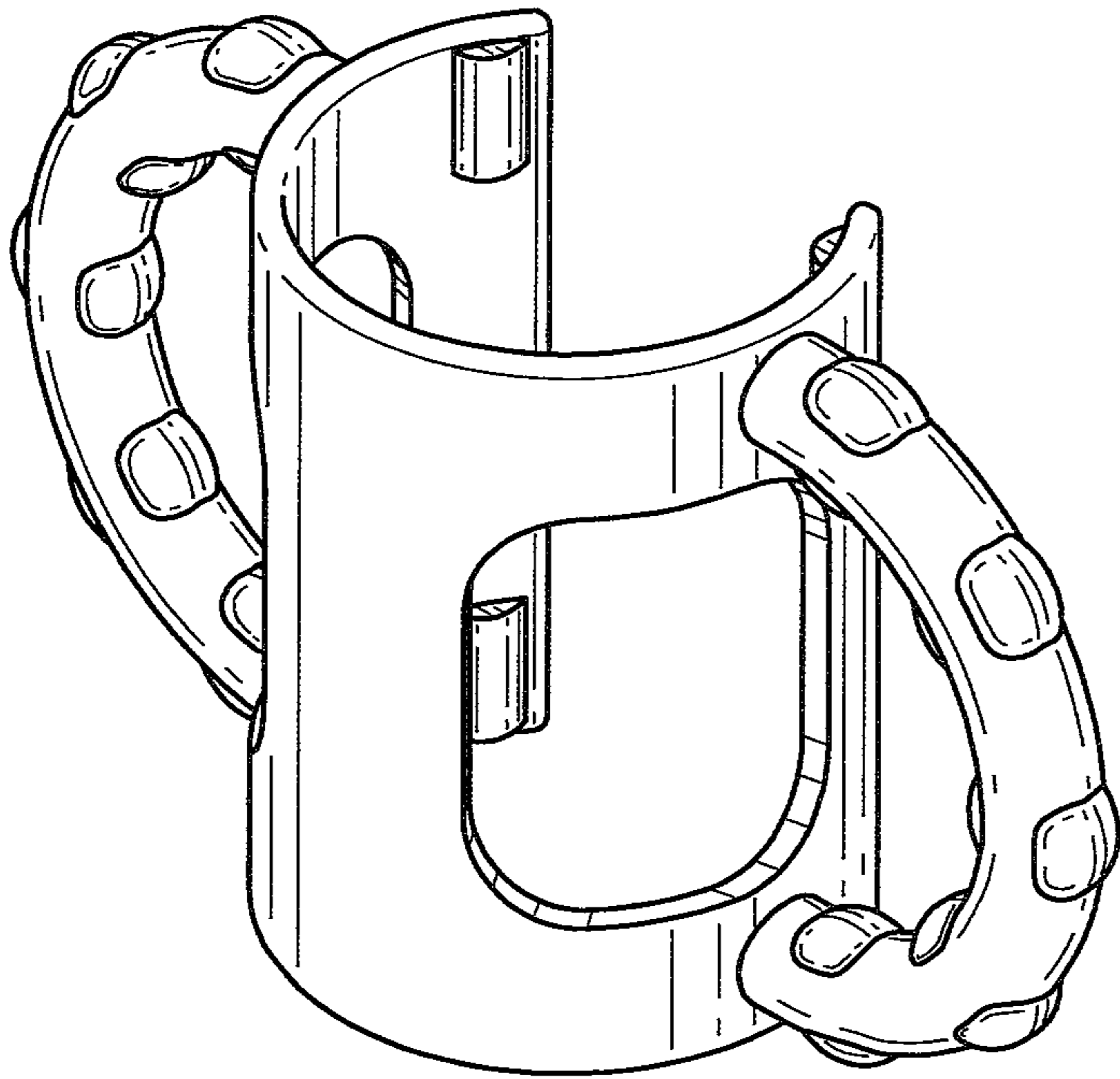


FIG. 1

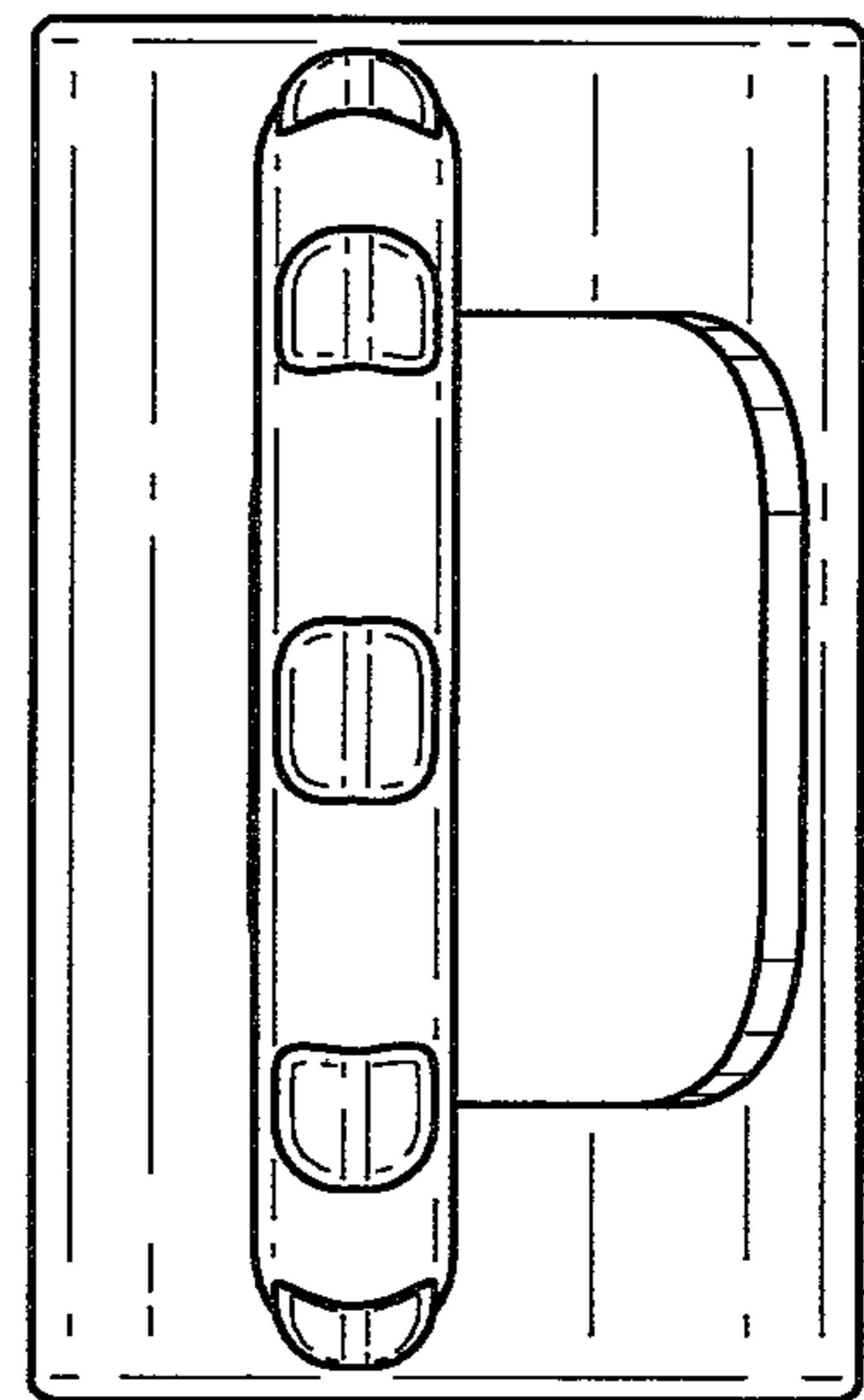


FIG. 2

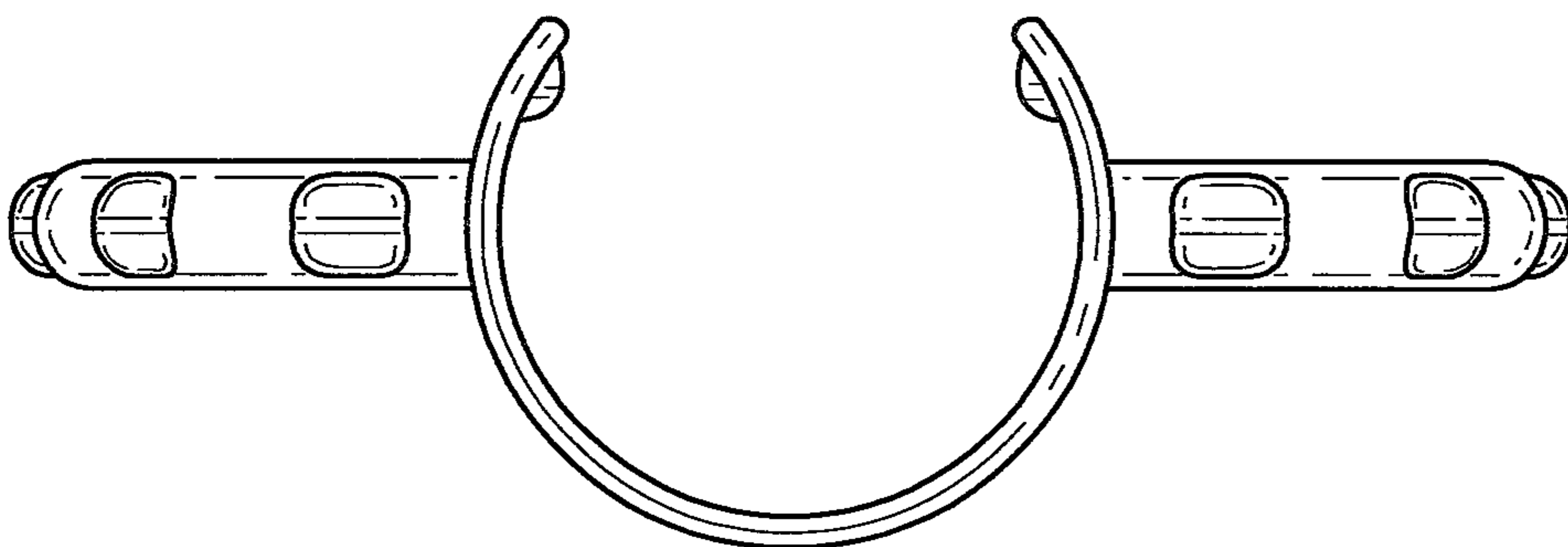


FIG. 3

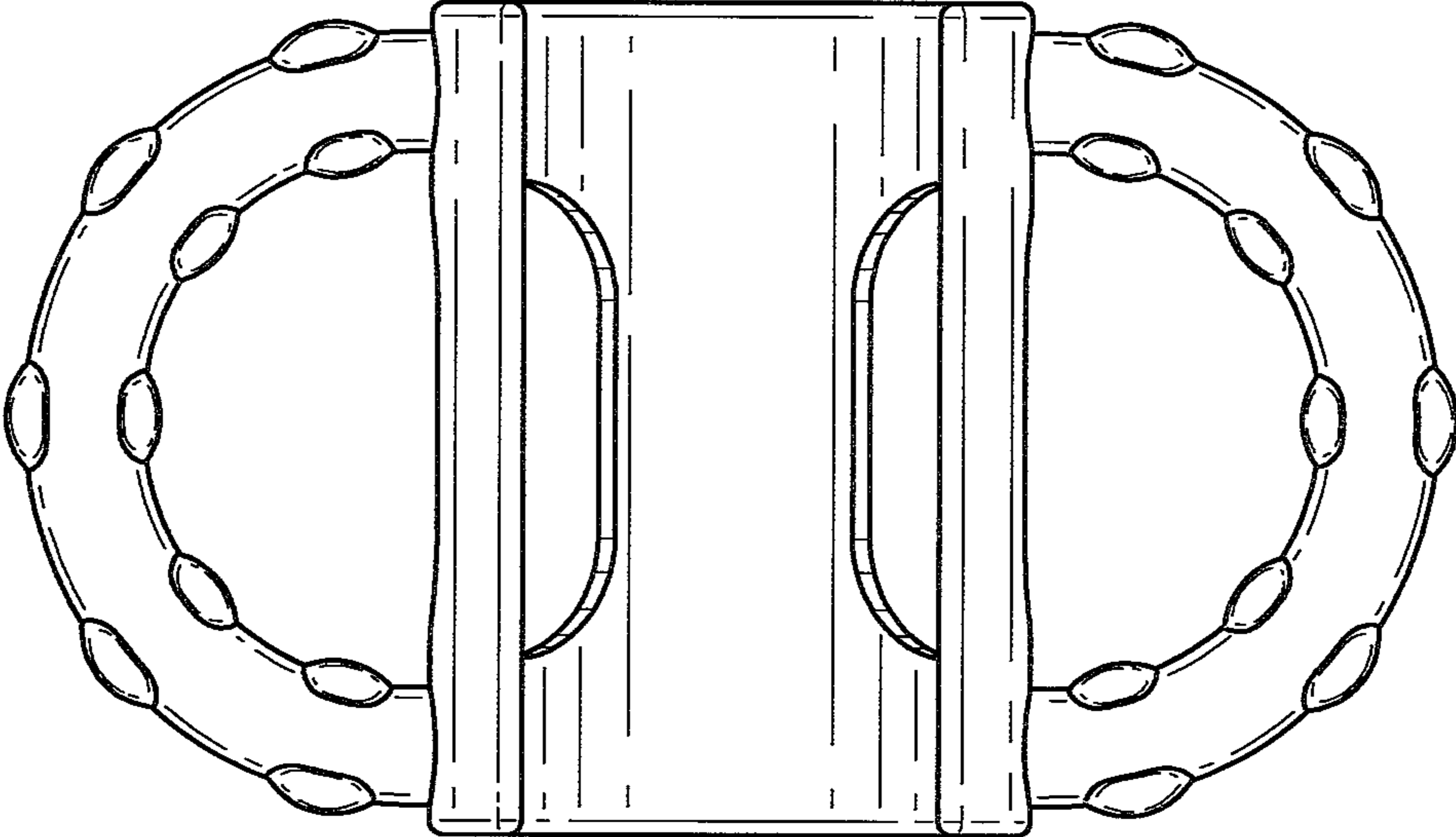


FIG. 4

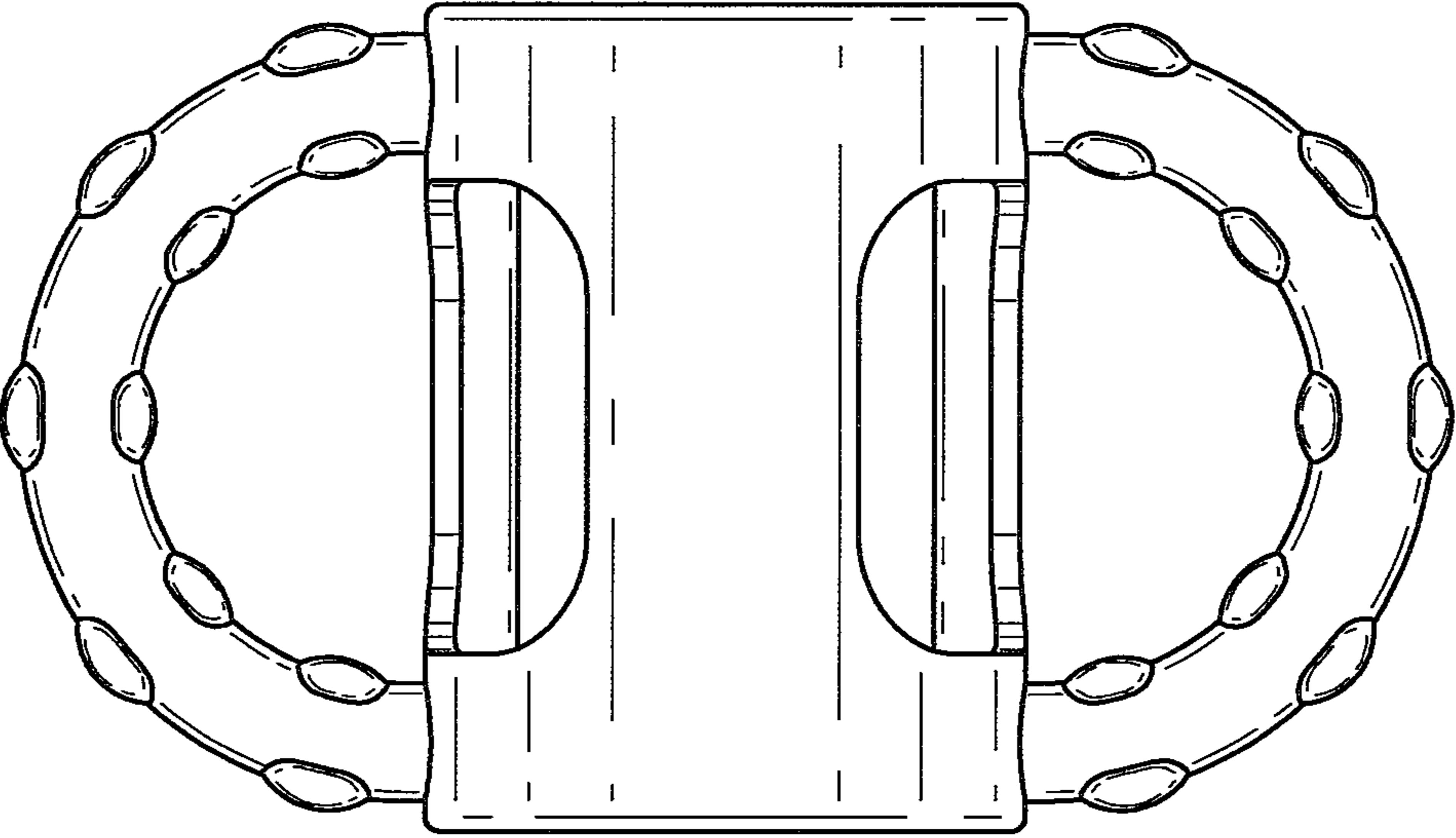


FIG. 5