



US00D957884S

(12) **United States Design Patent** (10) **Patent No.:** **US D957,884 S**
Jacob (45) **Date of Patent:** **** Jul. 19, 2022**

(54) **BEVERAGE CONTAINER WITH LID**
(71) Applicant: **BruMate, Inc.**, Dover, DE (US)
(72) Inventor: **Dylan M. Jacob**, Denver, CO (US)
(73) Assignee: **BruMate, Inc.**, Denver, CO (US)
(**) Term: **15 Years**
(21) Appl. No.: **29/766,607**
(22) Filed: **Jan. 15, 2021**
(51) **LOC (13) Cl.** **07-01**
(52) **U.S. Cl.**
USPC **D7/510**
(58) **Field of Classification Search**
USPC D7/300, 313, 316, 507, 509, 510, 511,
D7/523, 529, 531, 532, 533, 536, 602,
D7/605, 608, 614, 619.1, 622; D9/443,
D9/449, 450, 500, 502, 505, 520, 528,
D9/531, 537, 538, 540, 549, 560, 570
CPC A45F 2200/0583; A47G 19/2205; A47G
19/2272; A47G 19/2288; A47G 19/23;
A47G 23/16; A47J 41/00; A47J 43/00;
A47J 47/00; A47J 47/02; A47J 47/08;
B65D 1/265; B65D 3/22; B65D 81/3865;
B65D 81/3453
See application file for complete search history.

D825,995 S * 8/2018 Kestenbaum D7/532
D826,641 S * 8/2018 Nickley D7/510
D830,126 S * 10/2018 Rohe D7/509
D843,178 S * 3/2019 Furneaux D7/603
D859,920 S * 9/2019 Barber D7/511
D871,852 S * 1/2020 Haas D7/510
D874,285 S * 2/2020 Yourist D7/509
D882,339 S * 4/2020 Papé D7/510
D886,528 S * 6/2020 Omdahl, II D7/511
D899,855 S * 10/2020 Goto D7/532
D908,431 S * 1/2021 Jacobsen D7/511
D910,376 S * 2/2021 Lovelace D7/532
D924,632 S * 7/2021 Hamilton D7/510
D929,185 S * 8/2021 Omdahl, II D7/511
D937,628 S * 12/2021 Yishen D7/510
D939,280 S * 12/2021 Vierck D7/510
D939,282 S * 12/2021 Delgado Carmona D7/510

* cited by examiner

Primary Examiner — Joseph Kukella
Assistant Examiner — Darryl J Dardenne
(74) *Attorney, Agent, or Firm* — Shook, Hardy & Bacon
L.L.P.

(57) **CLAIM**

The ornamental design for a beverage container with lid, as shown and described.

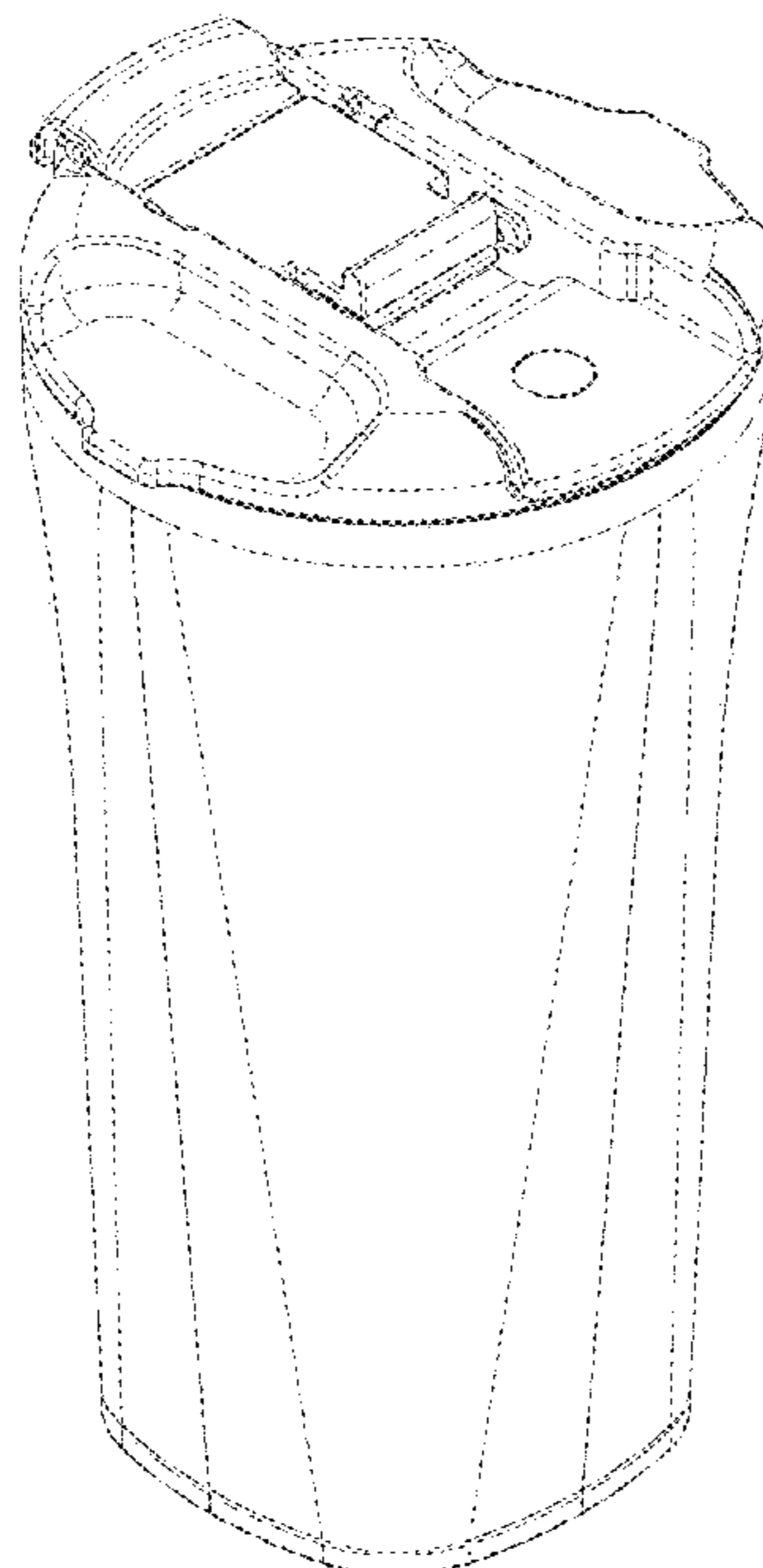
DESCRIPTION

FIG. 1 is a front view of a beverage container with lid showing our new design;
FIG. 2 is a rear view thereof;
FIG. 3 is a left side view thereof;
FIG. 4 is a right side view thereof;
FIG. 5 is a top view thereof;
FIG. 6 is a bottom view thereof; and,
FIG. 7 is a perspective view thereof.

1 Claim, 6 Drawing Sheets

(56) **References Cited**
U.S. PATENT DOCUMENTS

D622,547 S * 8/2010 Carreno D7/510
D804,905 S * 12/2017 Seiders D7/510
D805,352 S * 12/2017 Thuma D34/1
D810,511 S * 2/2018 Harrington, III D7/510
D811,817 S * 3/2018 Harrington, III D7/510
D820,045 S * 6/2018 Harrington, III D7/511






FIG. 1

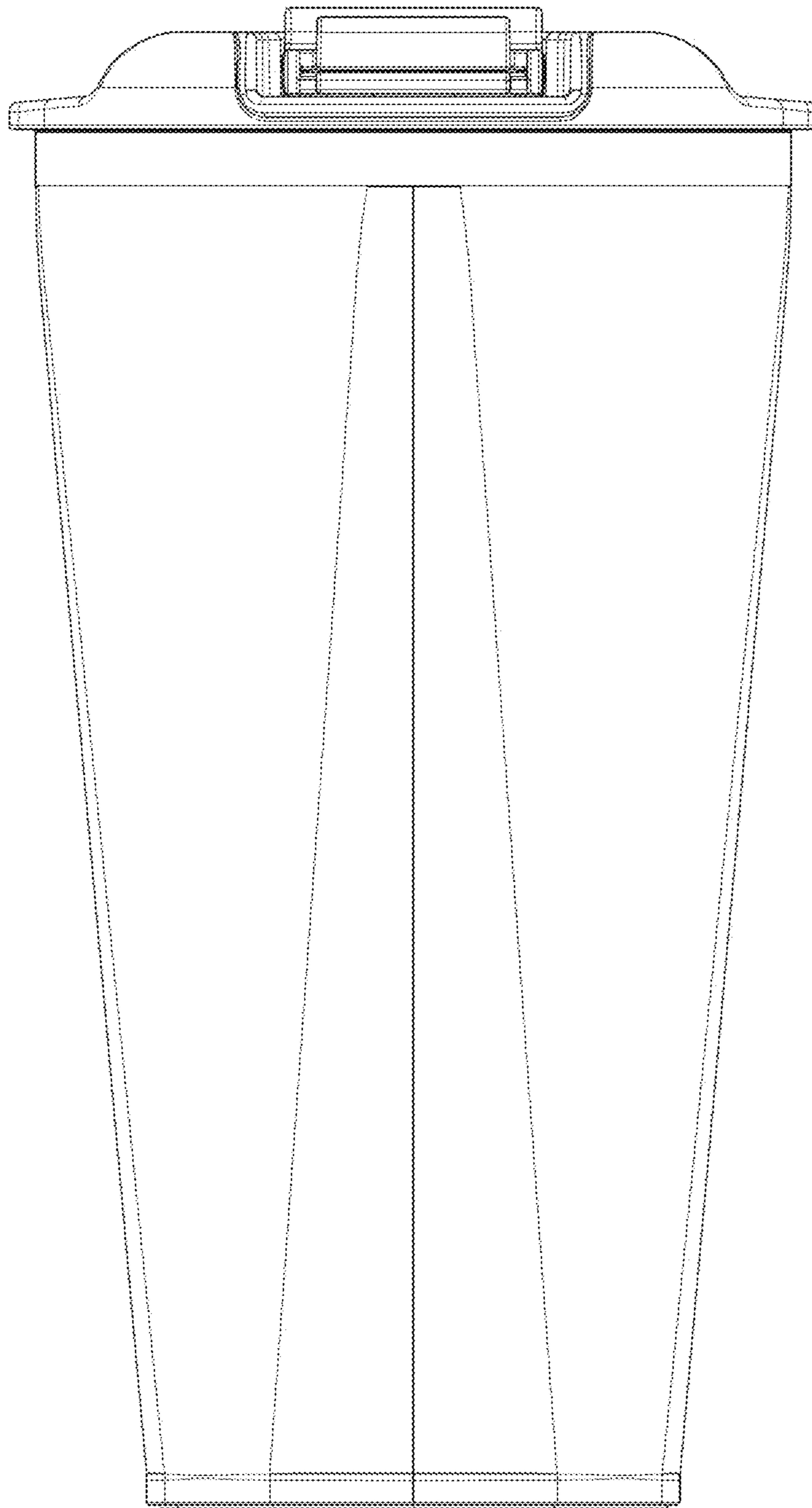


FIG. 2

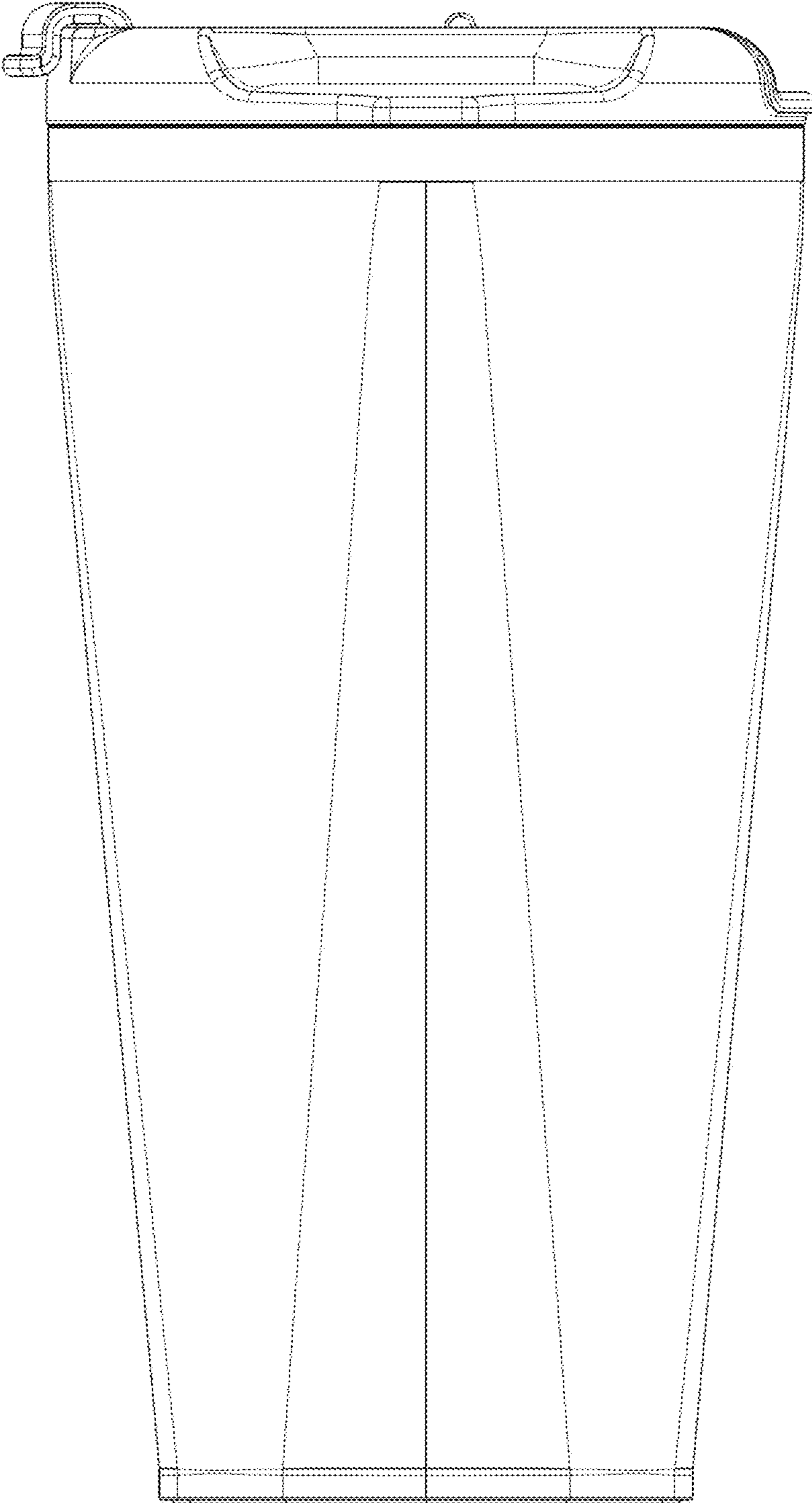


FIG. 3

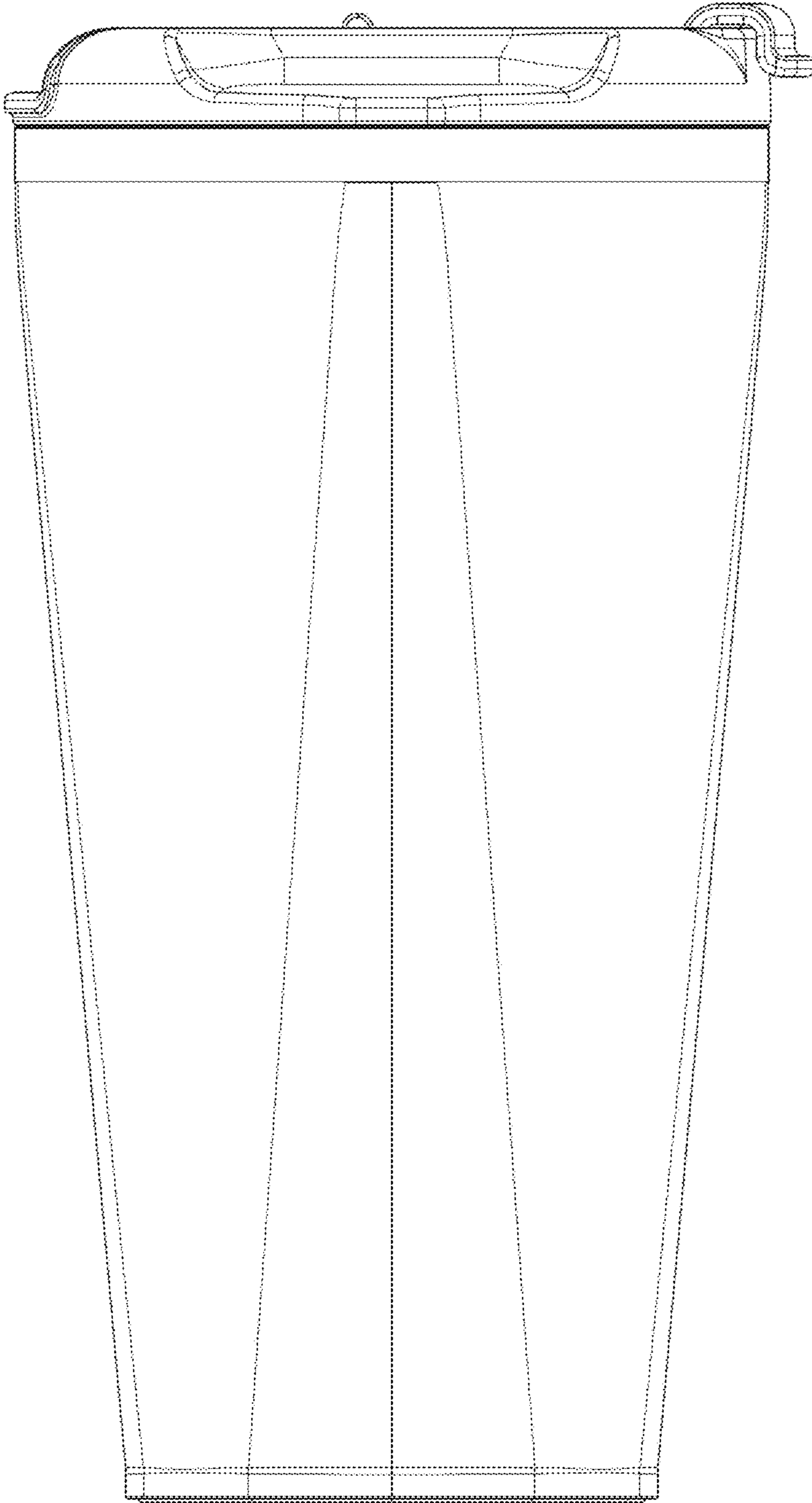


FIG. 4

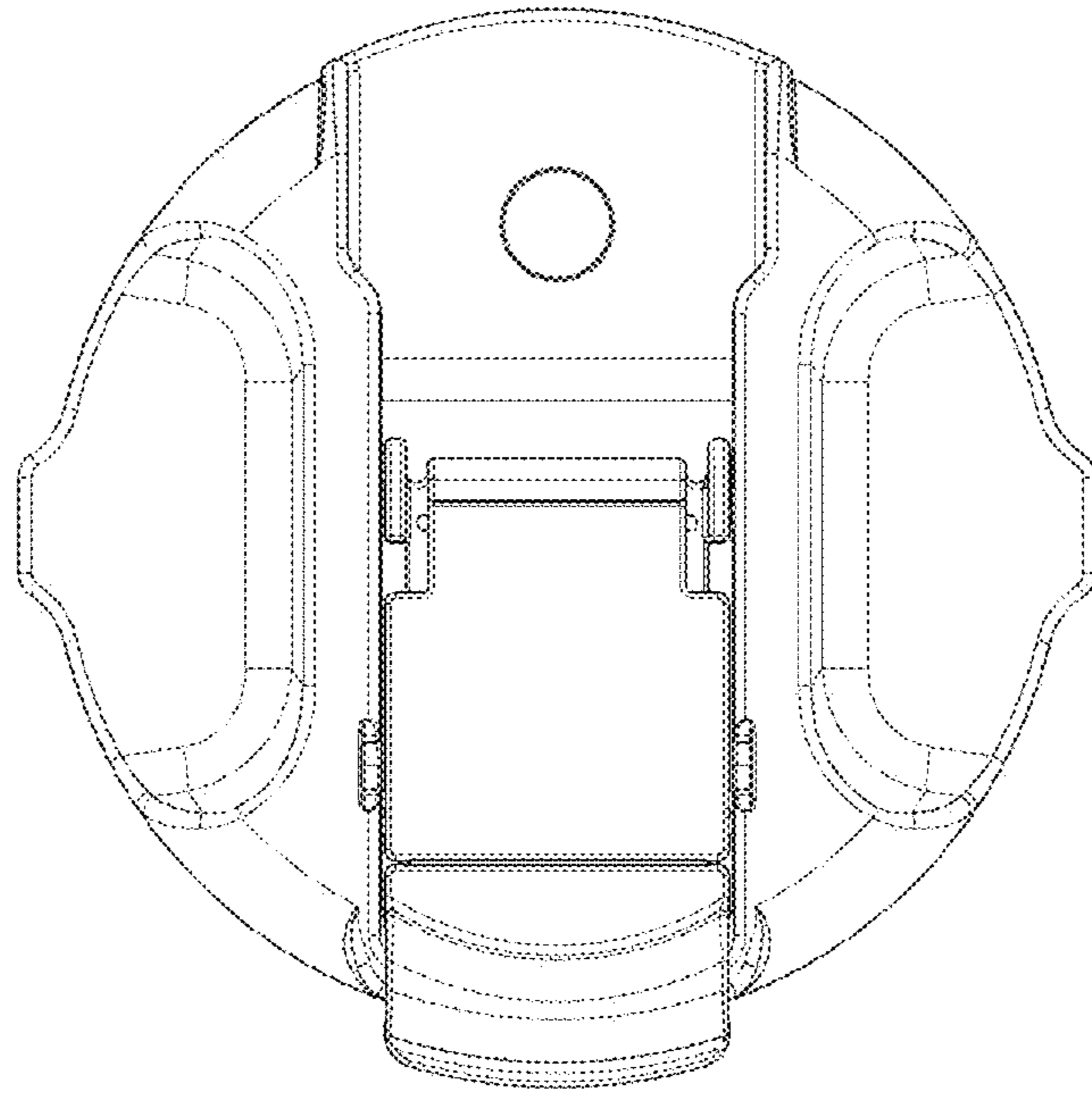


FIG. 5

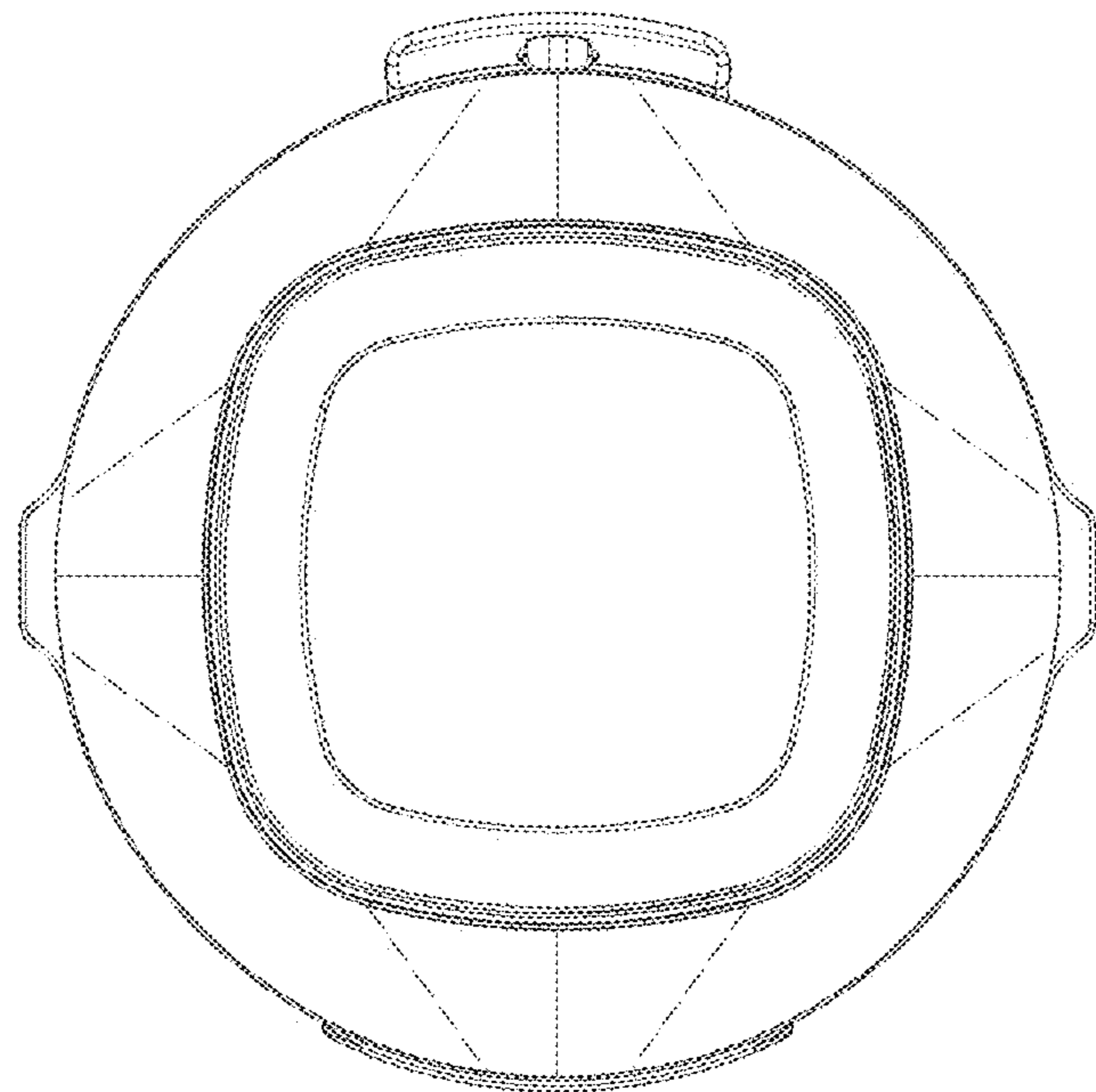


FIG. 6

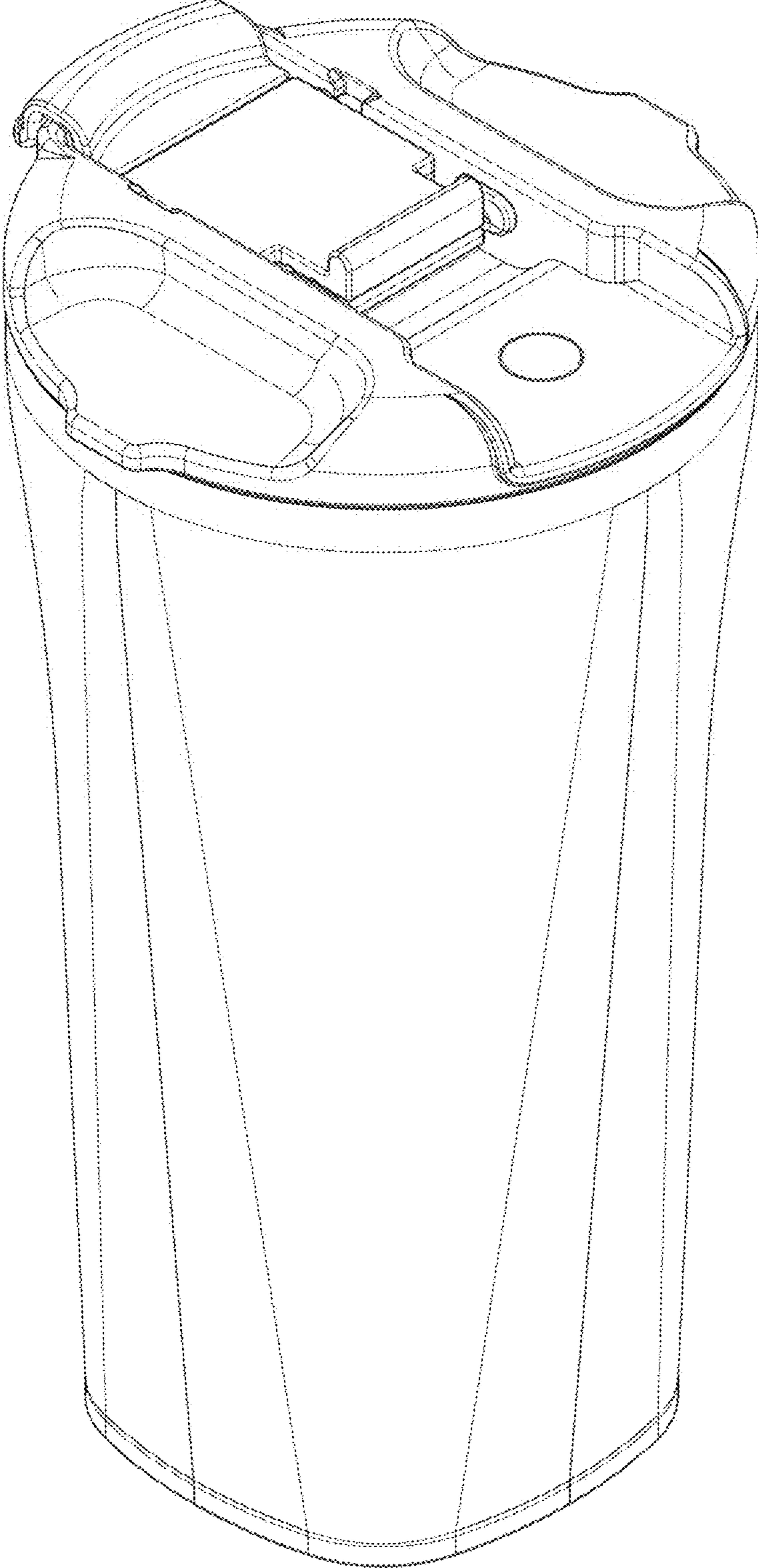


FIG. 7