



US00D957871S

(12) **United States Design Patent** (10) **Patent No.:** **US D957,871 S**
Song (45) **Date of Patent:** **** Jul. 19, 2022**

(54) **ELECTRIC GRINDER**
(71) Applicant: **Zhuhai Kelitong Electronic Co., Ltd.,**
Zhuhai (CN)
(72) Inventor: **Xiaoxian Song,** Zhuhai (CN)
(73) Assignee: **Zhuhai Kelitong Electronic Co., Ltd.,**
Zhuhai (CN)
(**) Term: **15 Years**

D792,736 S * 7/2017 Chen D7/372
D793,803 S * 8/2017 Patel D7/378
D847,557 S * 5/2019 Kraemer D7/372
D850,845 S * 6/2019 Pan D7/378
D862,172 S * 10/2019 Lovegrove D7/532
D905,495 S * 12/2020 Sapire D7/378
D905,496 S * 12/2020 Pamplin D7/378
D916,549 S * 4/2021 Li D7/378
D927,773 S * 8/2021 Jones D27/162
11,229,324 B2 * 1/2022 Abo A47J 42/10
2020/0237156 A1 * 7/2020 Brouillac A47J 42/04

(21) Appl. No.: **29/768,670**

(22) Filed: **Jan. 31, 2021**

(30) **Foreign Application Priority Data**

Sep. 7, 2020 (CN) 202030524006.5

(51) **LOC (13) Cl.** **31-00**

(52) **U.S. Cl.**
USPC **D7/378; D7/376; D7/412; D7/413**

(58) **Field of Classification Search**
USPC **D7/319, 372, 376-386, 393, 412-413,**
D7/510, 586, 602, 629, 665-666, 669,
D7/679, 693-694; D27/162

CPC **A21C 1/02; A21C 1/04; A23N 1/00; A23N**
1/02; A47J 43/04; A47J 43/25; A47J
43/27; A47J 43/042; A47J 43/044; A47J
43/046; A47J 43/075; A47J 43/0722;
A47J 43/0727; A47J 43/0766; A47J
42/04; A47J 42/08; A47J 42/10; B01F
3/00; B01F 3/0807; B01F 3/0853; B01F
13/0059; B01F 13/0064; B02C 1/08;
B02C 2/04; B02C 4/42; B02C 4/142;
B02C 4/143; B02C 4/423; B02C 13/1835;
B28C 5/10; B28C 5/12; B28C 5/14;
B28C 5/16

See application file for complete search history.

(56) **References Cited**

U.S. PATENT DOCUMENTS

5,720,552 A * 2/1998 Schindlegger A47J 43/27
366/314
7,604,191 B2 * 10/2009 Pai A47J 42/08
241/169.1

OTHER PUBLICATIONS

Urban Noon Electric Salt and Pepper Grinder. Date First Available on Amazon.com Nov. 15, 2019. <https://www.amazon.com/dp/B07WJ6RYQ4/ref> (Year: 2019).*

* cited by examiner

Primary Examiner — Ricky Pham

(74) *Attorney, Agent, or Firm* — Avek IP, LLC

(57) **CLAIM**

The ornamental design for an electric grinder, as shown and described.

DESCRIPTION

FIG. 1 is a perspective view of an electric grinder showing the new design.

FIG. 2 is a front view of the electric grinder of FIG. 1.

FIG. 3 is a rear view of the electric grinder of FIG. 1.

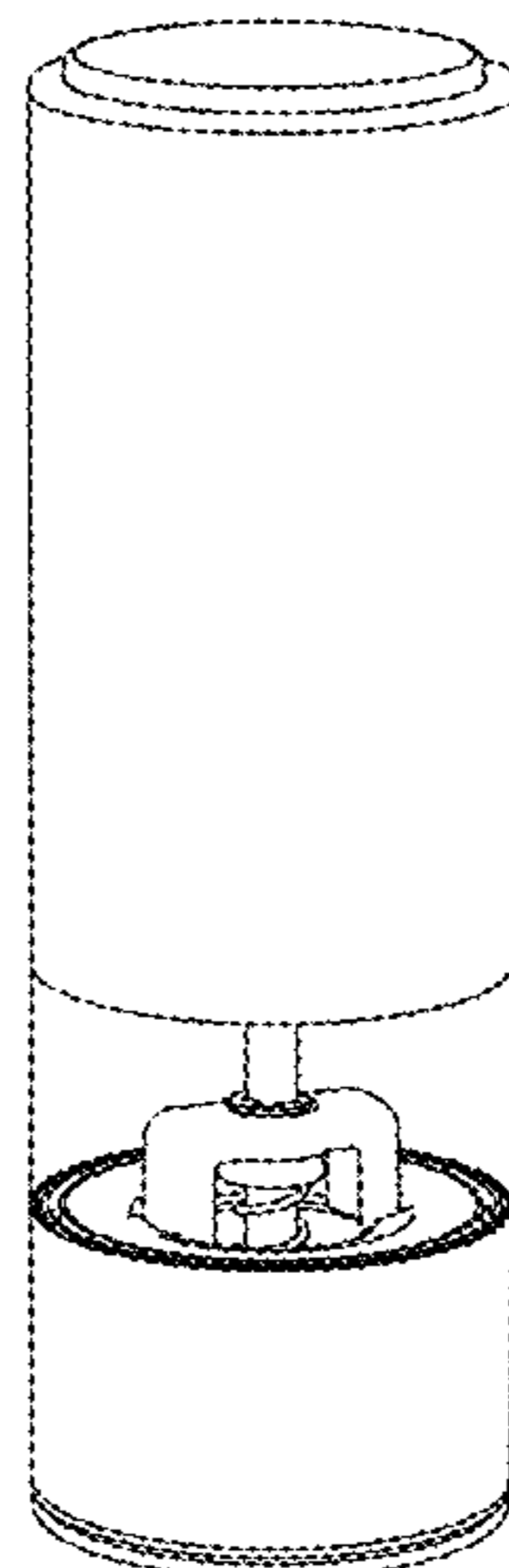
FIG. 4 is a side view of the electric grinder of FIG. 1.

FIG. 5 is an opposite side view the electric grinder of FIG. 1.

FIG. 6 is a top view the electric grinder of FIG. 1; and,

FIG. 7 is a bottom view the electric grinder of FIG. 1.

1 Claim, 7 Drawing Sheets



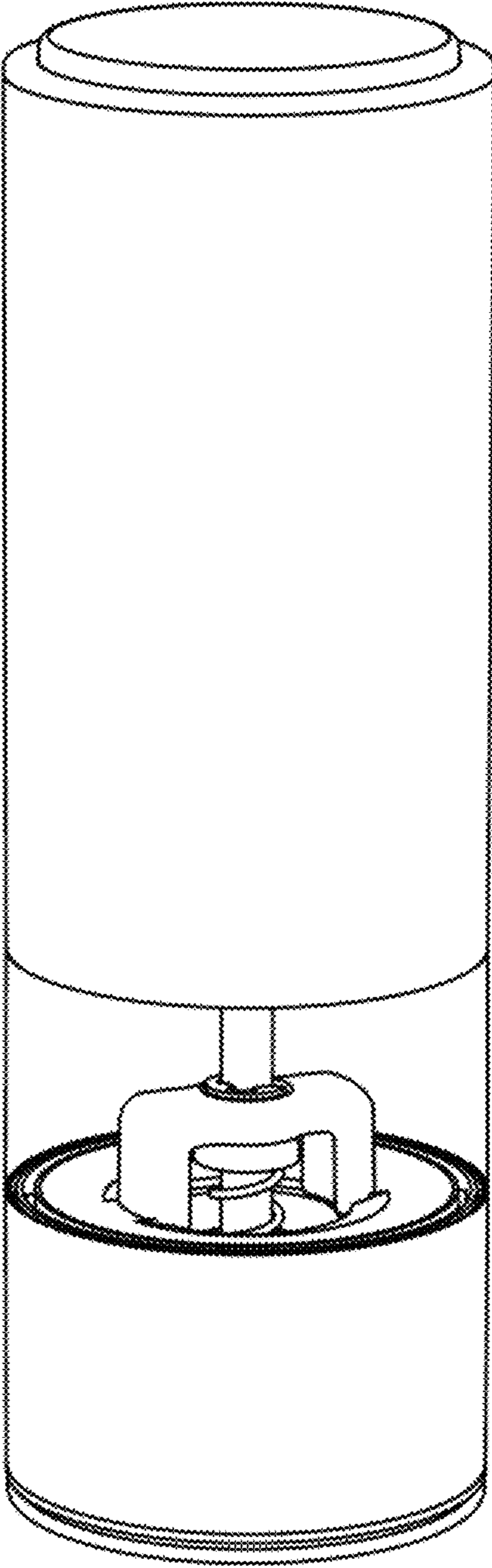


FIG. 1

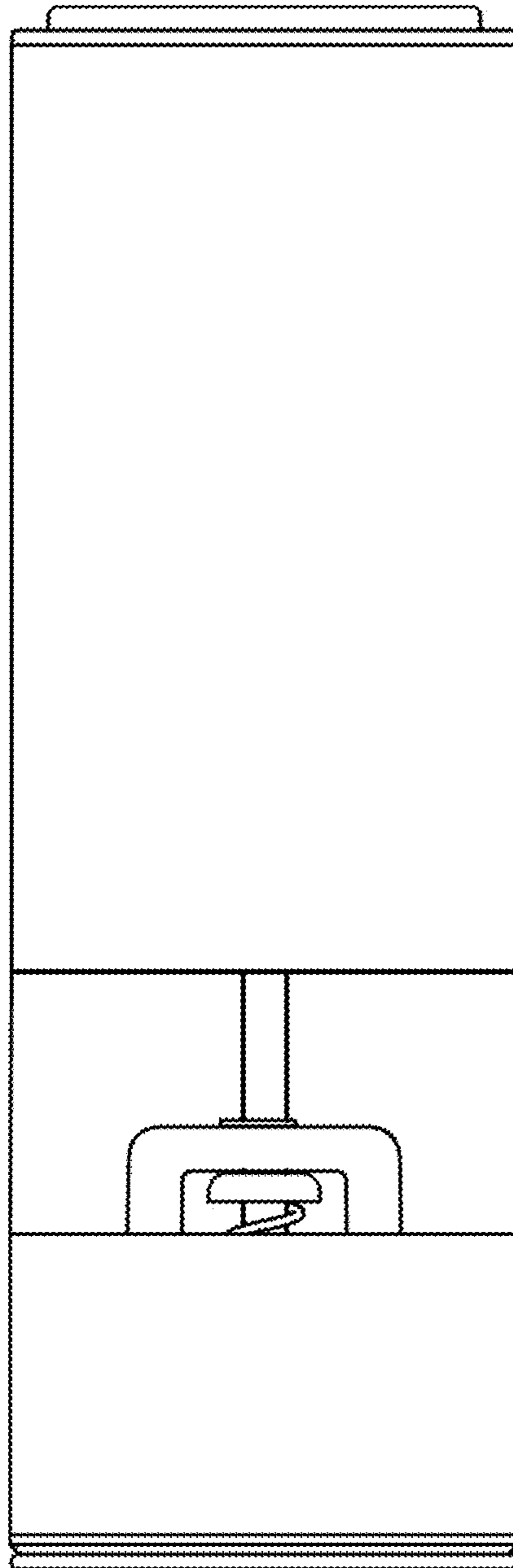


FIG. 2

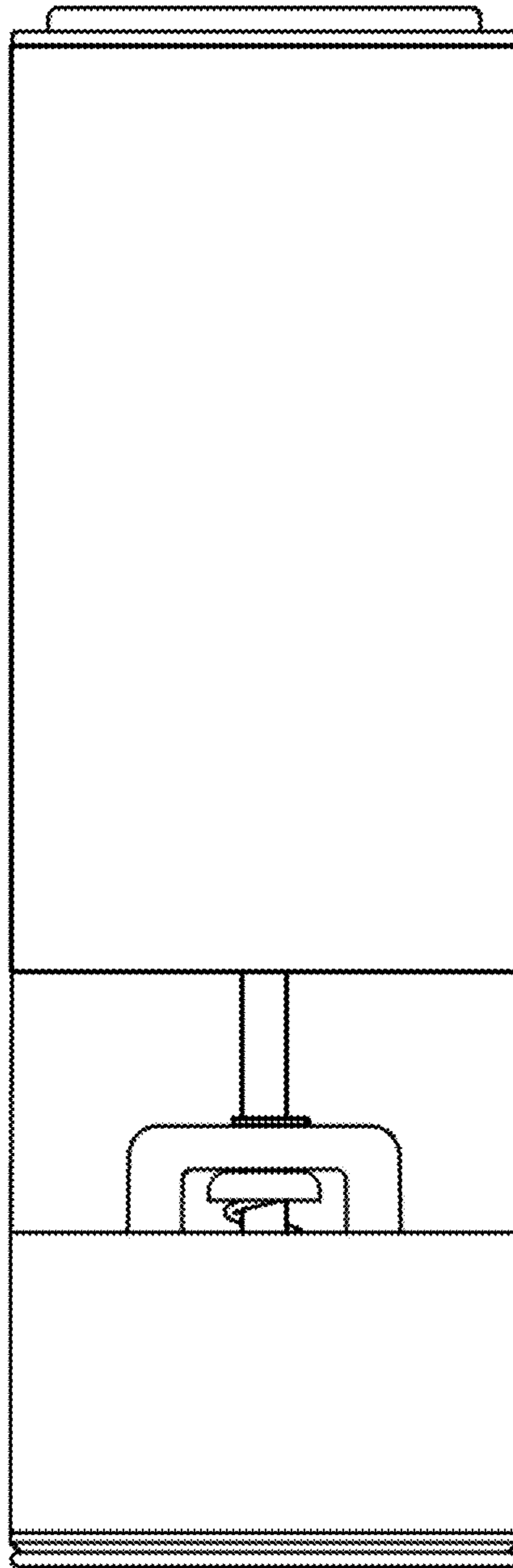


FIG. 3

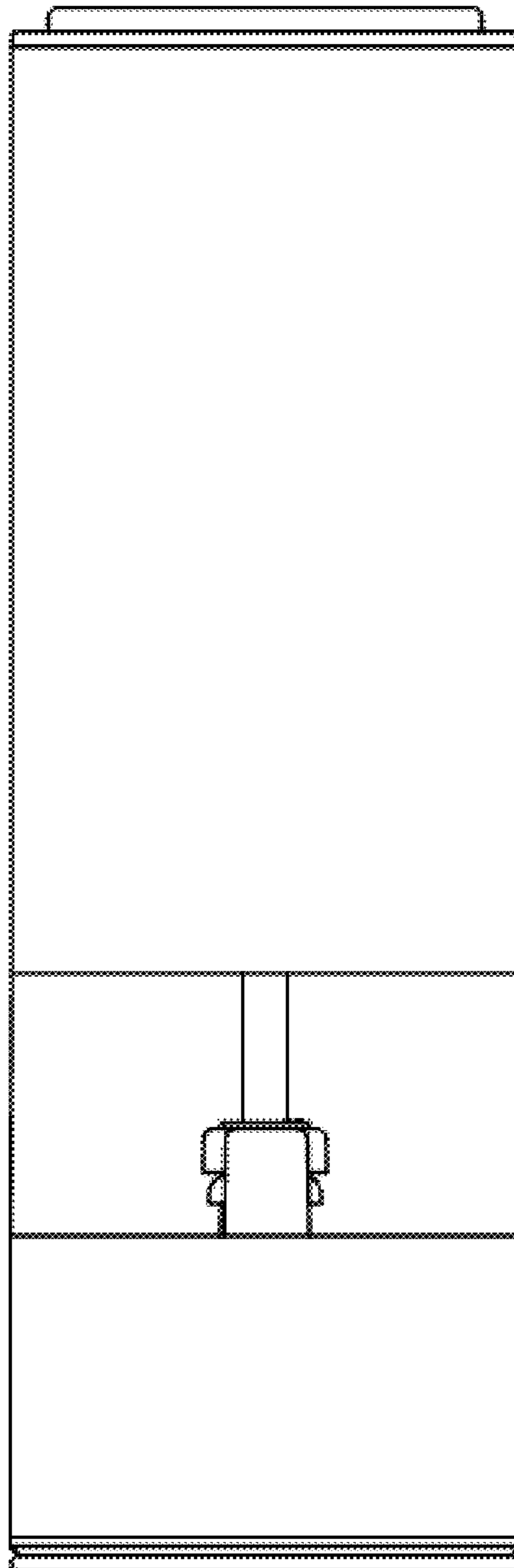


FIG. 4




FIG. 5

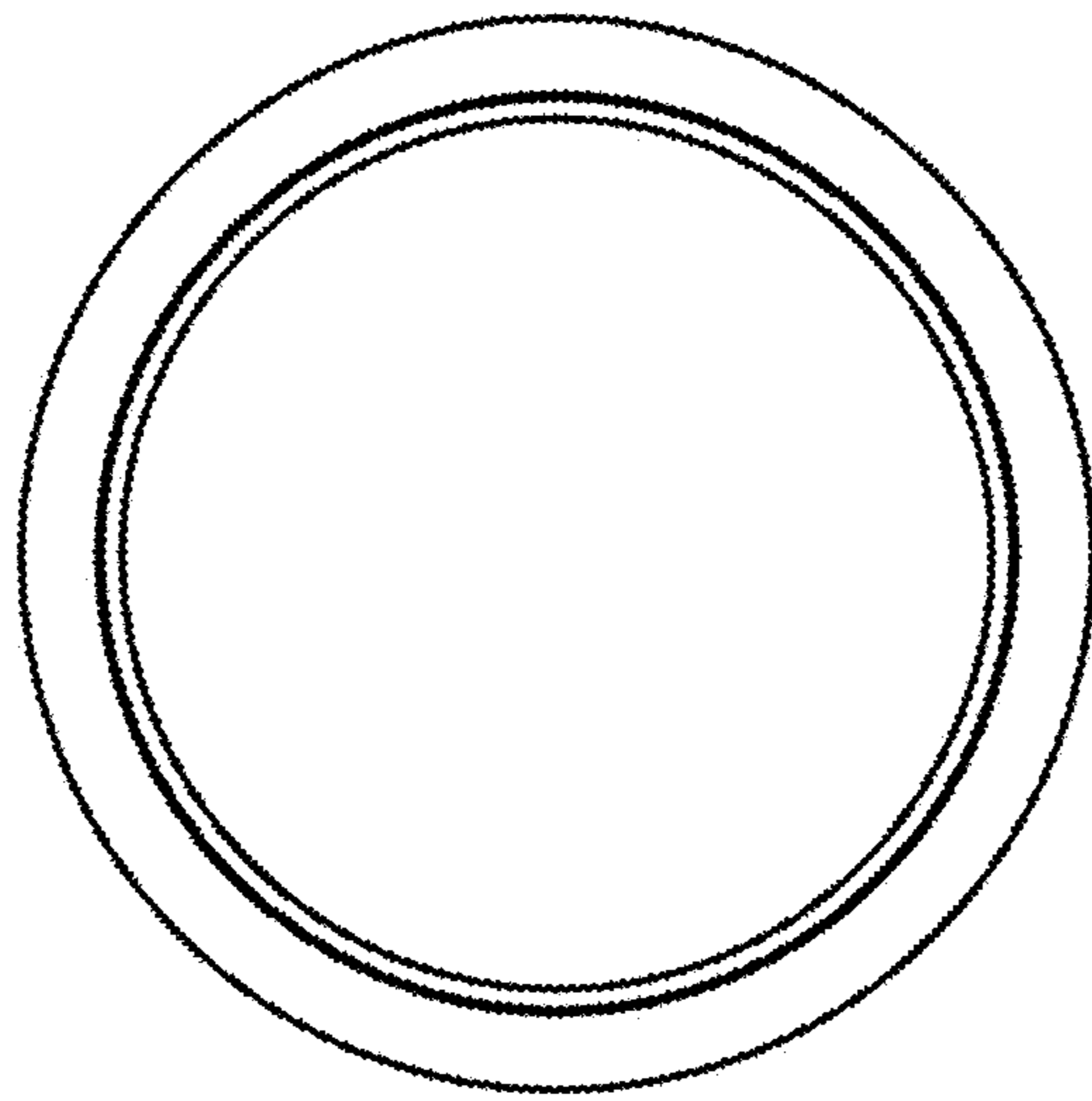


FIG. 6

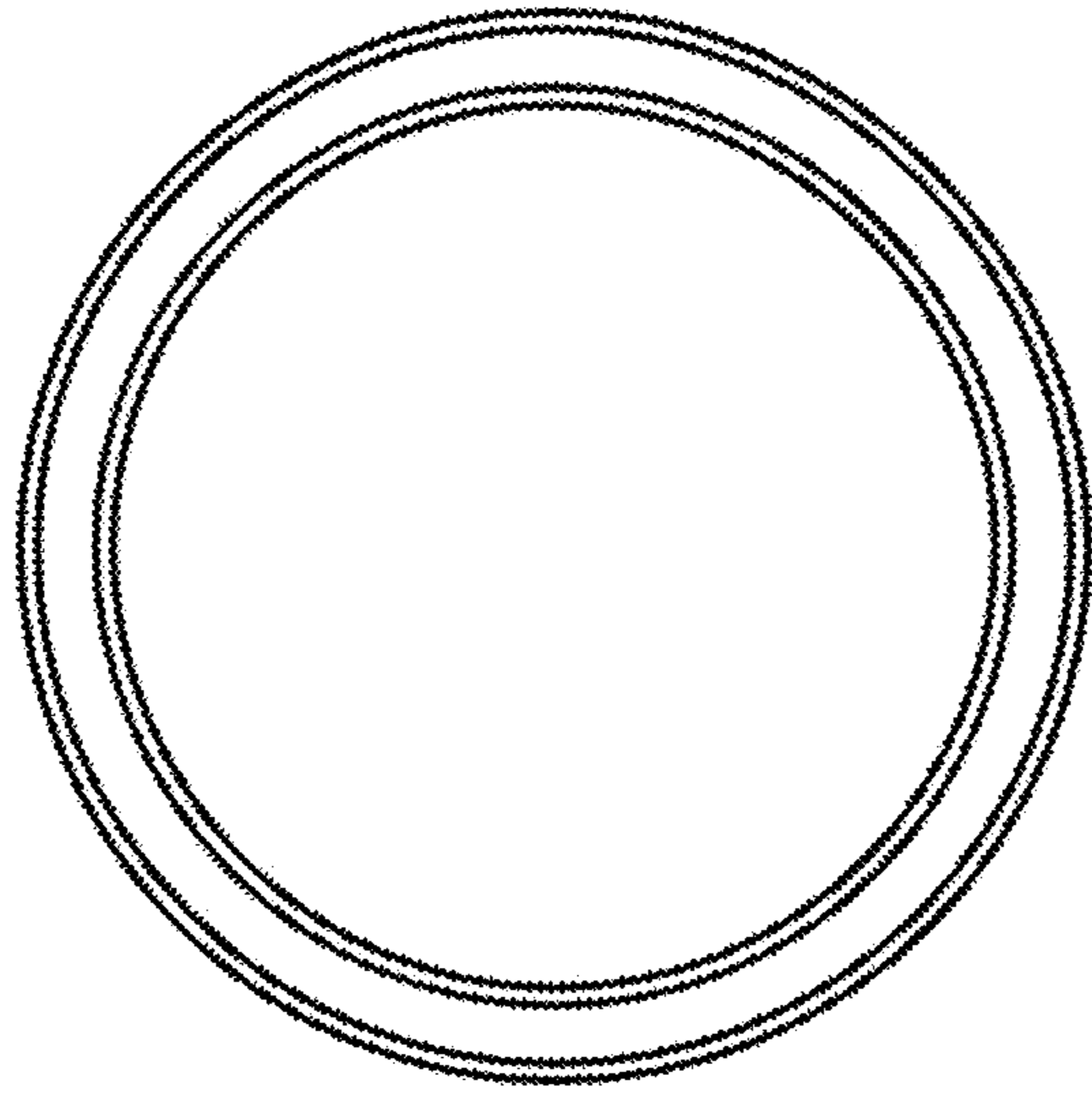


FIG. 7