



US00D957870S

(12) **United States Design Patent** (10) **Patent No.:** **US D957,870 S**
Song (45) **Date of Patent:** **** Jul. 19, 2022**

(54) **ELECTRIC GRINDER**

B28C 5/10; B28C 5/12; B28C 5/14;
B28C 5/16

See application file for complete search history.

(71) Applicant: **Zhuhai Kelitong Electronic Co., Ltd.,**
Zhuhai (CN)

(56) **References Cited**

(72) Inventor: **Xiaoxian Song,** Zhuhai (CN)

U.S. PATENT DOCUMENTS

(73) Assignee: **Zhuhai Kelitong Electronic Co., Ltd.,**
Zhuhai (CN)

5,720,552	A *	2/1998	Schindlegger	A47J 43/27 366/314
7,604,191	B2 *	10/2009	Pai	A47J 42/08 241/169.1
D792,736	S *	7/2017	Chen	D7/372
D793,803	S *	8/2017	Patel	D7/378
D847,557	S *	5/2019	Kraemer	D7/372
D850,845	S *	6/2019	Pan	D7/378
D862,172	S *	10/2019	Lovegrove	D7/532
D905,495	S *	12/2020	Sapire	D7/378
D905,496	S *	12/2020	Pamplin	D7/378
D916,549	S *	4/2021	Li	D7/378
D927,773	S *	8/2021	Jones	D27/162
11,229,324	B2 *	1/2022	Abo	A47J 42/10
2020/0237156	A1 *	7/2020	Brouillac	A47J 42/04

(**) Term: **15 Years**

(21) Appl. No.: **29/768,667**

(22) Filed: **Jan. 31, 2021**

(30) **Foreign Application Priority Data**

Sep. 2, 2020 (CN) 202030513107.2

(51) **LOC (13) Cl.** **31-00**

(52) **U.S. Cl.**
USPC **D7/378; D7/376; D7/412; D7/413**

(58) **Field of Classification Search**
USPC D7/319, 372, 376-386, 393, 412-413,
D7/510, 586, 602, 629, 665-666, 669,
D7/679, 693-694; D27/162

CPC A21C 1/02; A21C 1/04; A23N 1/00; A23N
1/02; A47J 43/04; A47J 43/25; A47J
43/27; A47J 43/042; A47J 43/044; A47J
43/046; A47J 43/075; A47J 43/0722;
A47J 43/0727; A47J 43/0766; A47J
42/04; A47J 42/08; A47J 42/10; B01F
3/00; B01F 3/0807; B01F 3/0853; B01F
13/0059; B01F 13/0064; B02C 1/08;
B02C 2/04; B02C 4/42; B02C 4/142;
B02C 4/143; B02C 4/423; B02C 13/1835;

OTHER PUBLICATIONS

Urban Noon Electric Salt and Pepper Grinder. Date First Available on Amazon.com Nov. 15, 2019. <https://www.amazon.com/dp/B07WJ6RYQ4/ref> (Year: 0219).*

* cited by examiner

Primary Examiner — Ricky Pham
(74) *Attorney, Agent, or Firm* — Avek IP, LLC

(57) **CLAIM**

The ornamental design for an electric grinder, as shown and described.

DESCRIPTION

FIG. 1 is a perspective view of an electric grinder showing the new design.
FIG. 2 is a front view of the electric grinder of FIG. 1.
FIG. 3 is a rear view of the electric grinder of FIG. 1.
FIG. 4 is a side view of the electric grinder of FIG. 1.

(Continued)

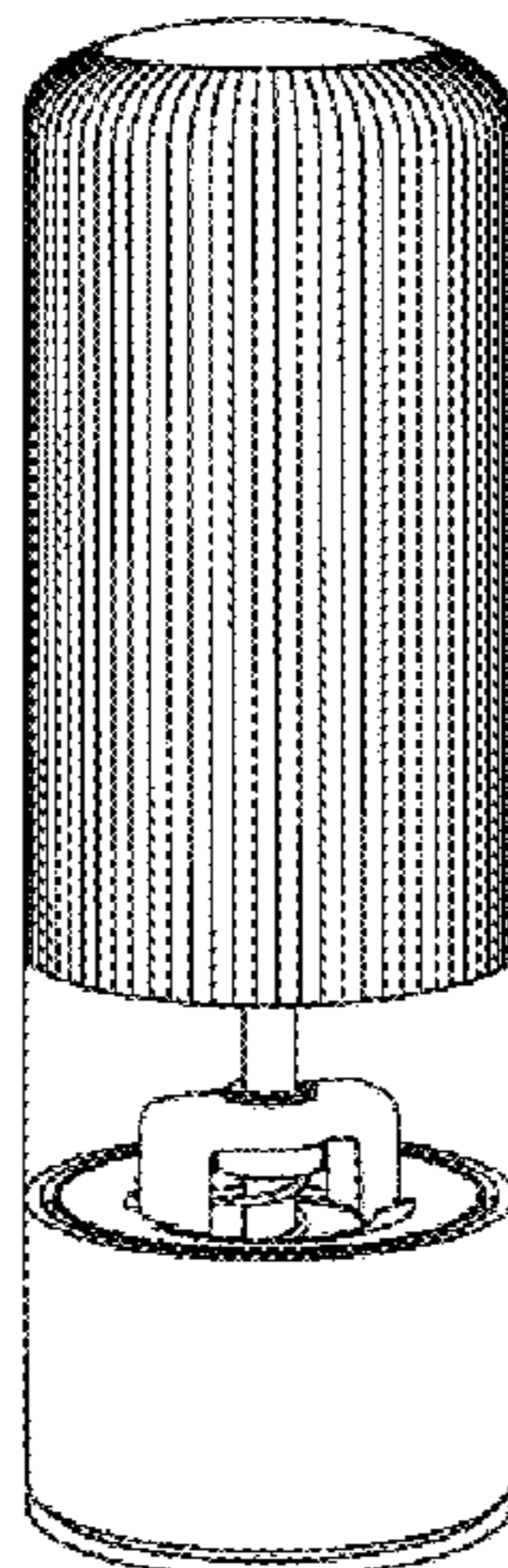


FIG. 5 is an opposite side view the electric grinder of FIG. 1.

FIG. 6 is a top view the electric grinder of FIG. 1; and,
FIG. 7 is a bottom view the electric grinder of FIG. 1.

1 Claim, 7 Drawing Sheets

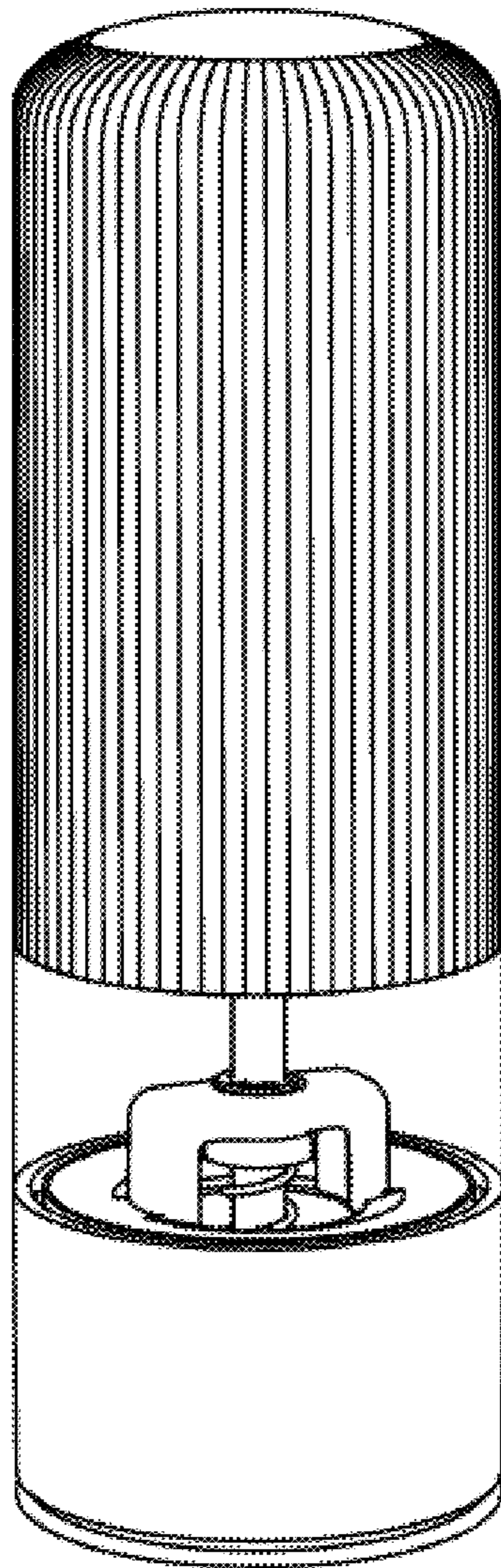


FIG. 1




FIG. 2

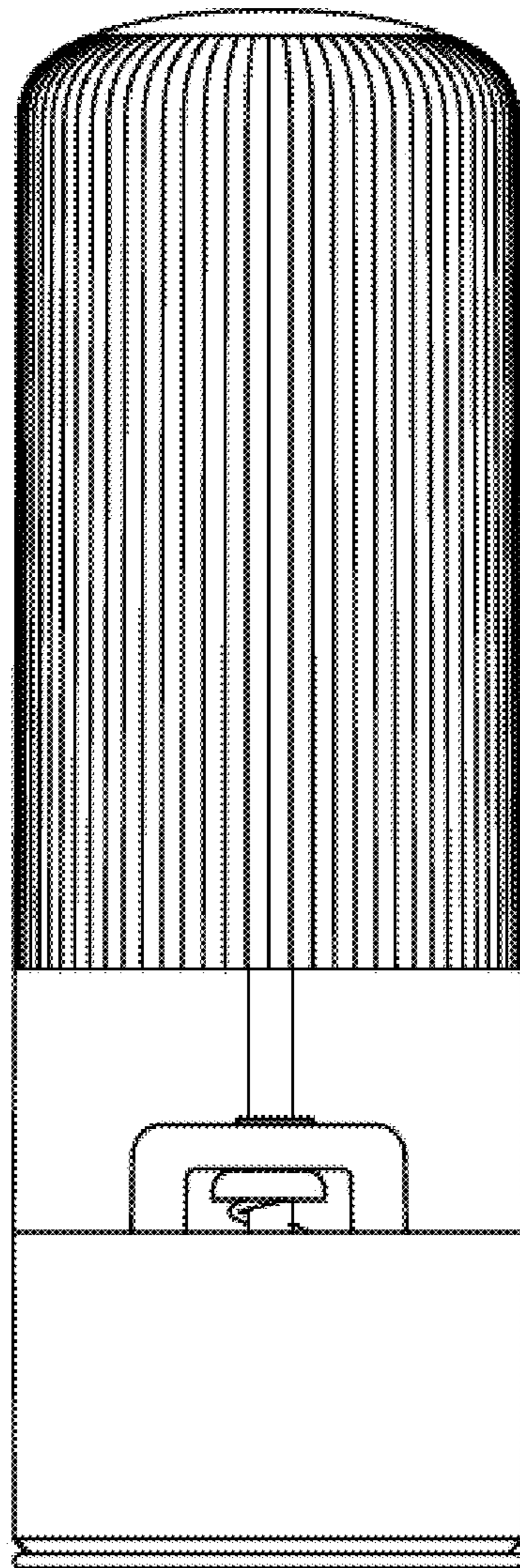


FIG. 3

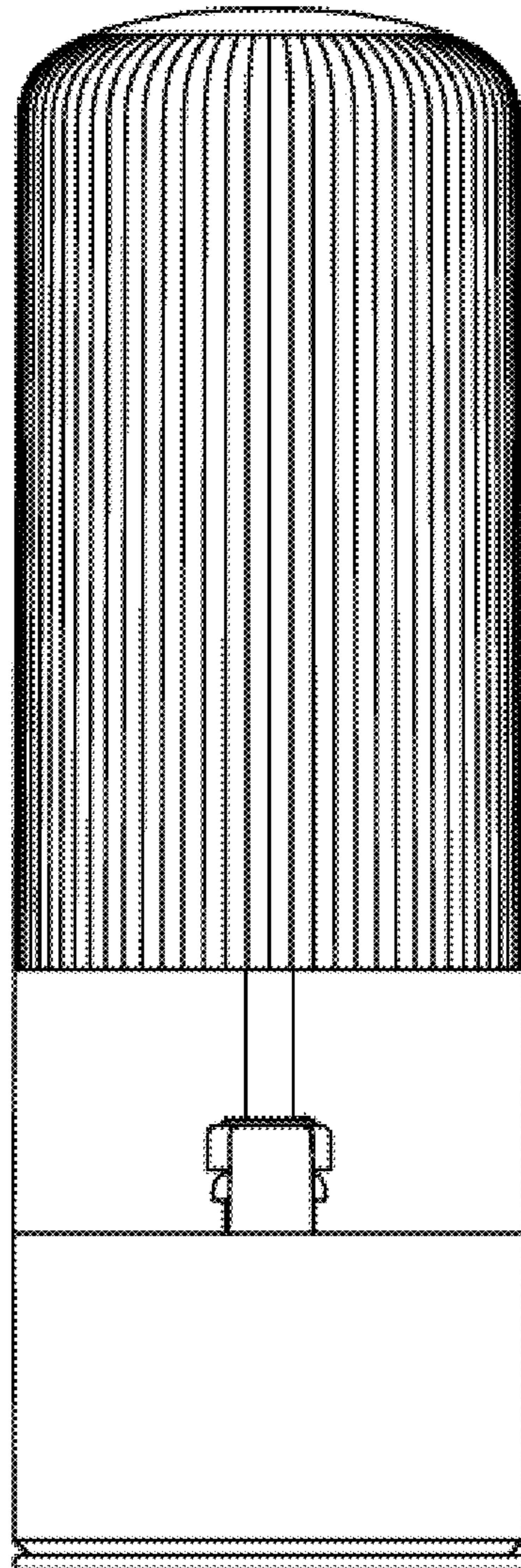


FIG. 4

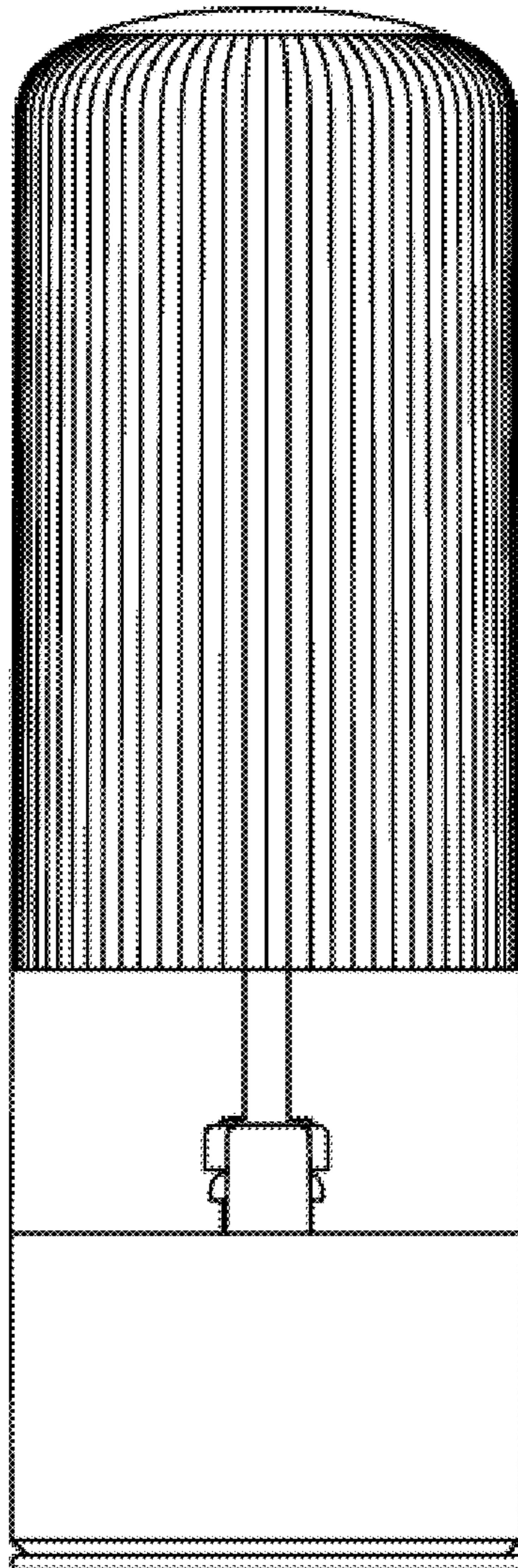


FIG. 5

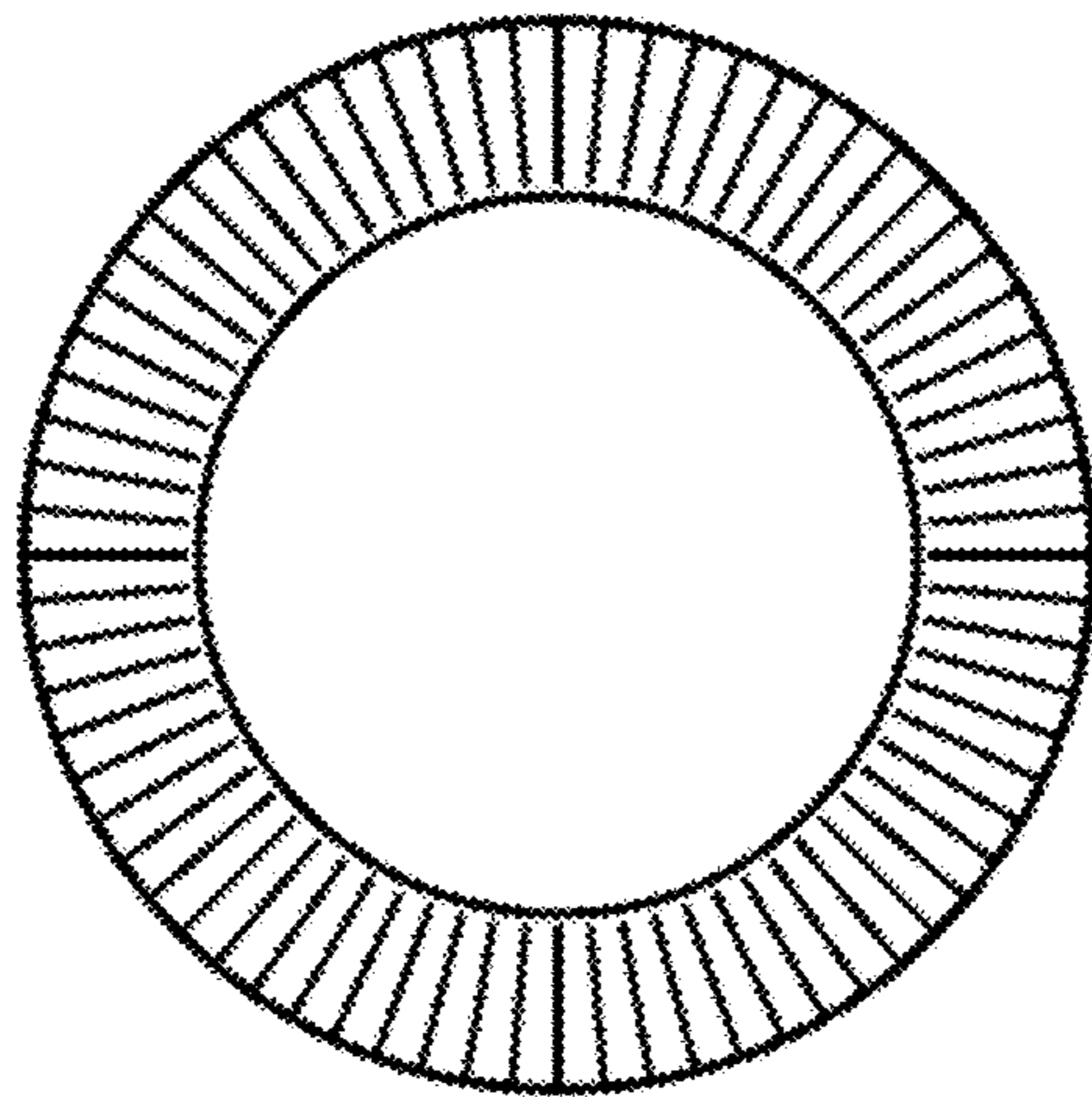


FIG. 6

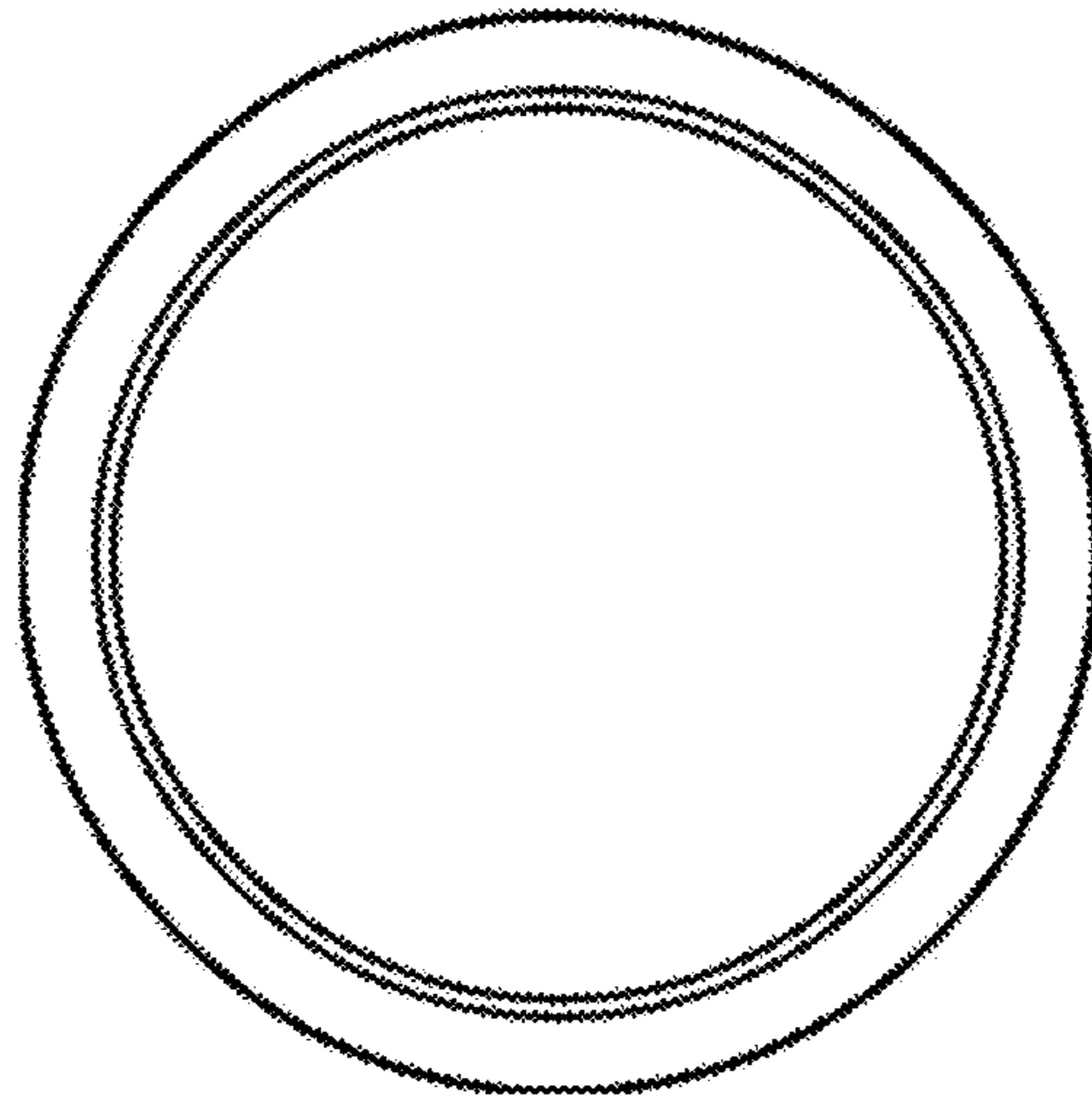


FIG. 7