



US00D957825S

(12) **United States Design Patent** (10) **Patent No.:** **US D957,825 S**
Colson et al. (45) **Date of Patent:** **** Jul. 19, 2022**

(54) **CLEANING BRUSH**

(71) Applicants: **Daniel J Colson**, Sacramento, CA (US);
Kevin M Hoffman, Rocklin, CA (US)

(72) Inventors: **Daniel J Colson**, Sacramento, CA (US);
Kevin M Hoffman, Rocklin, CA (US)

(**) Term: **15 Years**

(21) Appl. No.: **29/773,402**

(22) Filed: **Mar. 9, 2021**

(51) **LOC (13) Cl.** **04-99**

(52) **U.S. Cl.**
USPC **D4/132**

(58) **Field of Classification Search**
USPC D4/102, 119, 121, 127, 128, 129, 130,
D4/131, 132, 133, 134, 136, 137, 199
CPC A46B 2200/30
See application file for complete search history.

(56) **References Cited**

U.S. PATENT DOCUMENTS

- D282,605 S * 2/1986 Mu-Jung D4/131
- 6,122,792 A * 9/2000 Roy A46B 5/0062
15/164
- D700,438 S * 3/2014 Borovicka D4/131
- D742,121 S * 11/2015 Borovicka D4/131
- D825,932 S * 8/2018 Jun D4/128
- D841,988 S * 3/2019 Tanaka D4/128
- D912,993 S * 3/2021 Hasegawa D4/128
- D941,585 S * 1/2022 Gonzalez D28/7

FOREIGN PATENT DOCUMENTS

JP D1688484 * 6/2021

OTHER PUBLICATIONS

Vikan Brush, announced 2022 [online], [site visited May 5, 2022].
Avail from int, URL: <https://www.grainger.com/product/38Y532?gucid=N:N:FPL:Free:GGL:CSM-1946:tew63h3:20501231> (Year: 2022).*

Weiler Brush, announced 2020 [online], [site visited May 5, 2022].
Avail from int, URL: https://www.staples.com/WEILER-Nylon-Tube-Brush/product_1452529 (Year: 2020).*

* cited by examiner

Primary Examiner — Cynthia Ramirez

Assistant Examiner — Tamara L Hahn

(74) *Attorney, Agent, or Firm* — Ritchison Law Offices
PC; John D Ritchison

(57) **CLAIM**

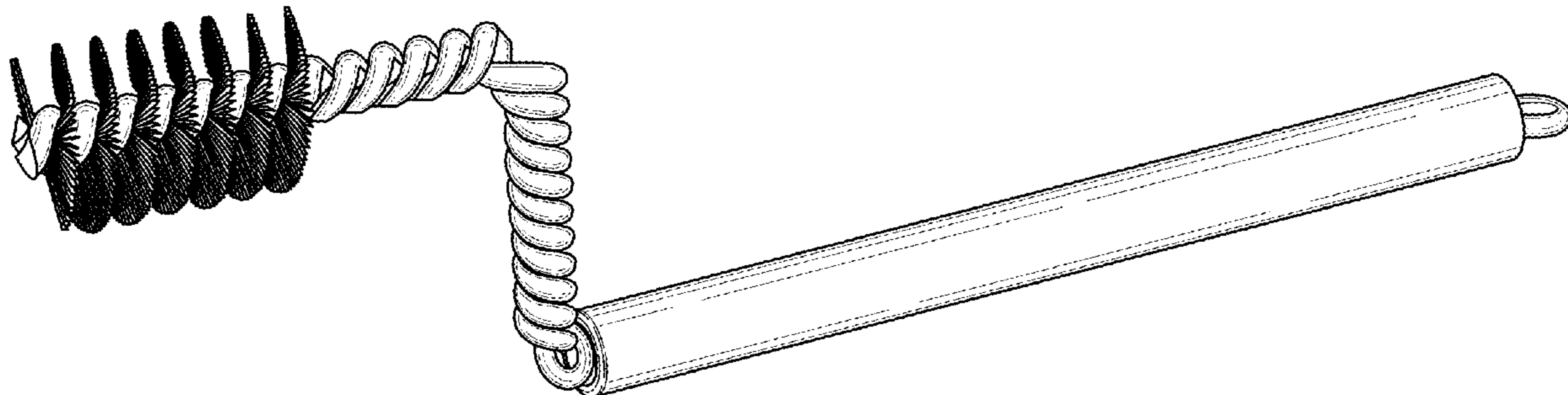
We claim the ornamental design for a cleaning brush, as shown and described.

DESCRIPTION

FIG. 1 is a front perspective view of a cleaning brush showing our new design;
FIG. 2 is a perspective view showing the design in alternate position and in condition of use;
FIG. 3 is a front view;
FIG. 4 is a rear view;
FIG. 5 is a left side view;
FIG. 6 is a right side view;
FIG. 7 is a top view; and,
FIG. 8 is a bottom view.

The broken lines depicting a hand and a pipe detail in FIG. 2 show environment and form no part of the claimed design.

1 Claim, 8 Drawing Sheets



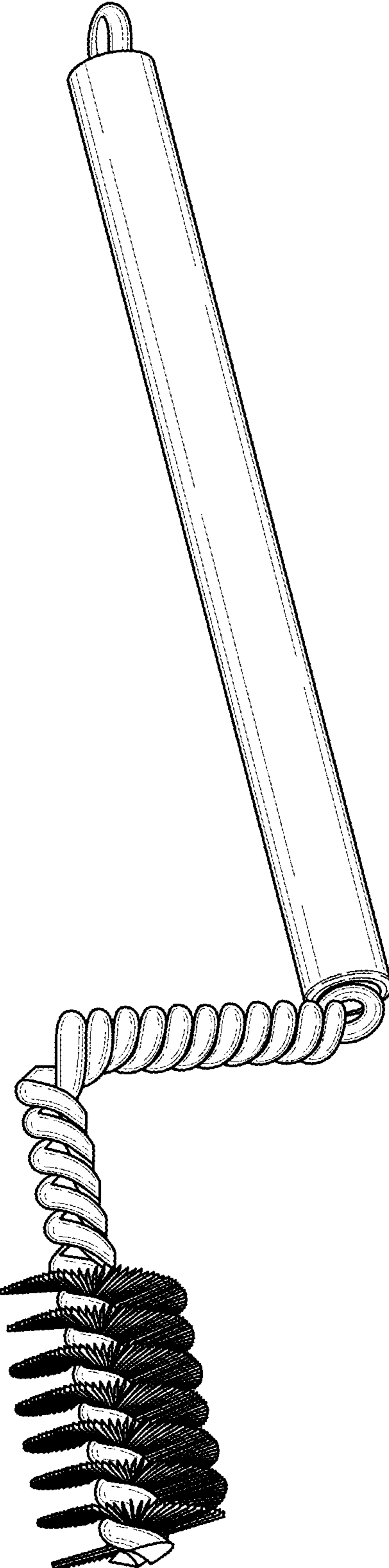


FIG. 1

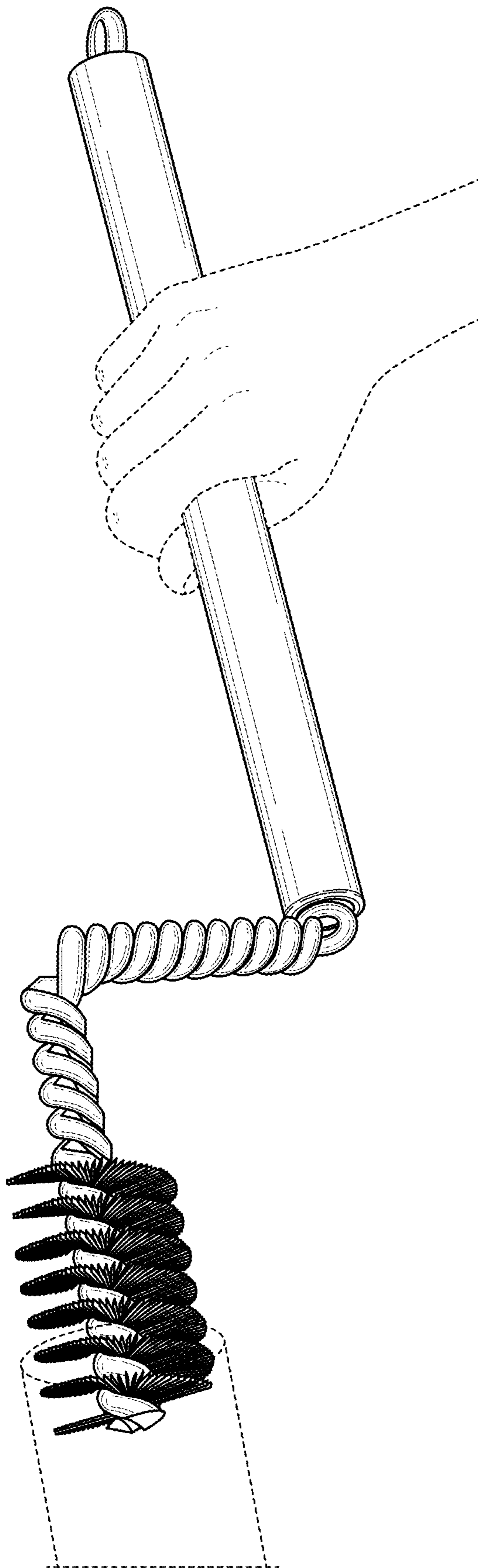


FIG. 2




FIG. 3




FIG. 4

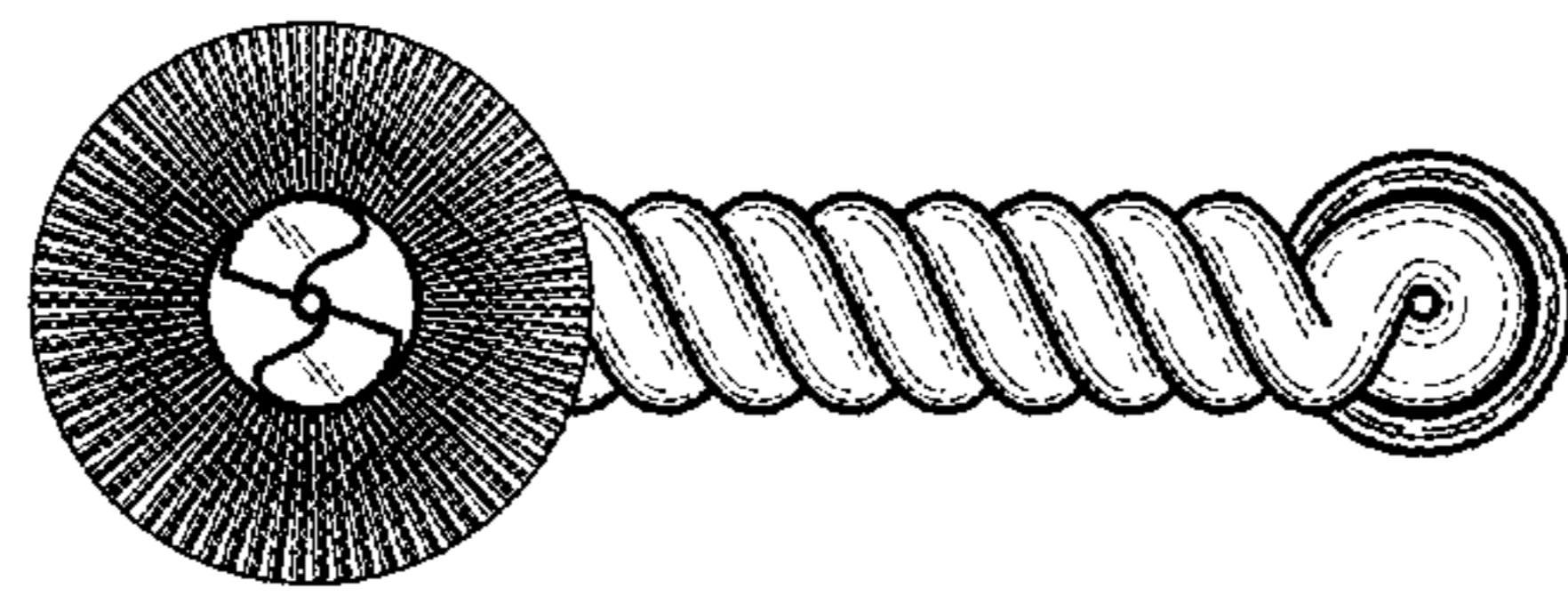


FIG. 5

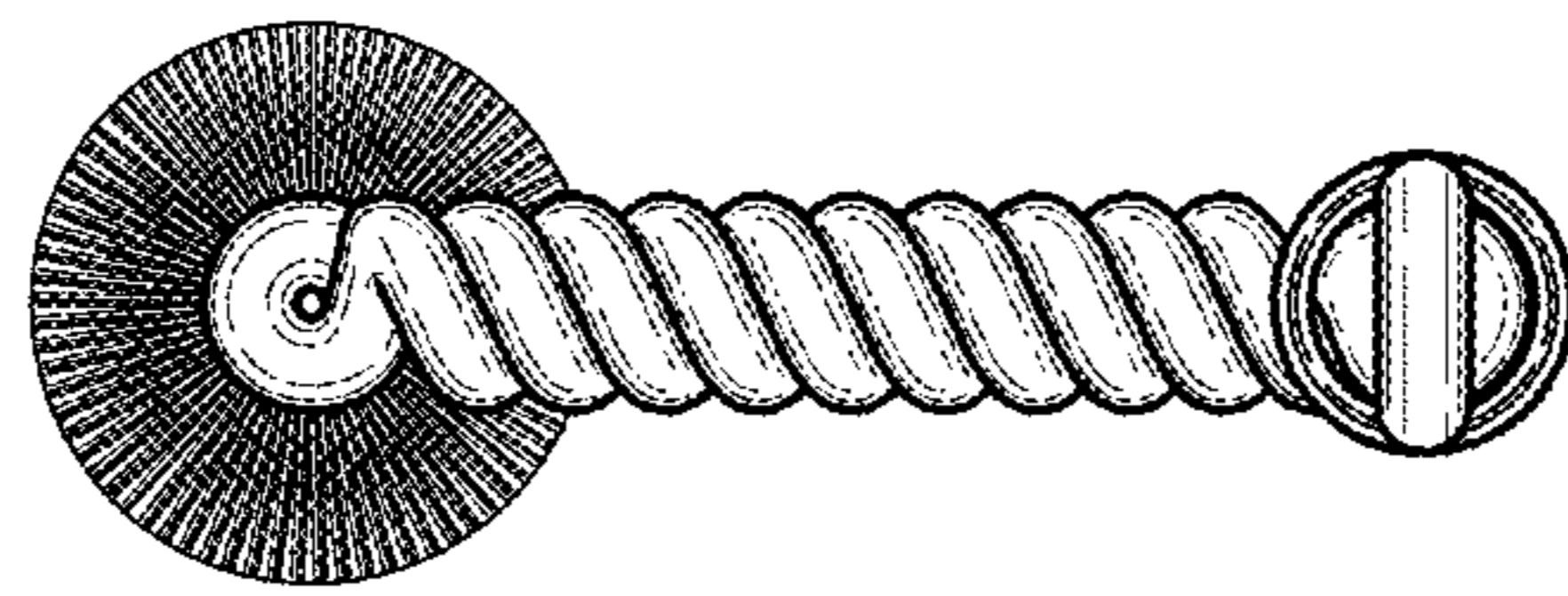


FIG. 6

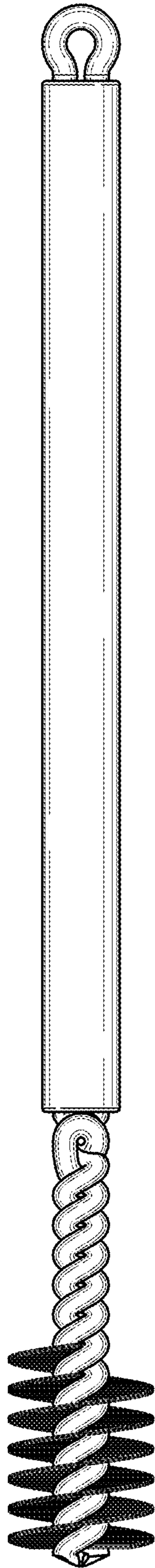


FIG. 7

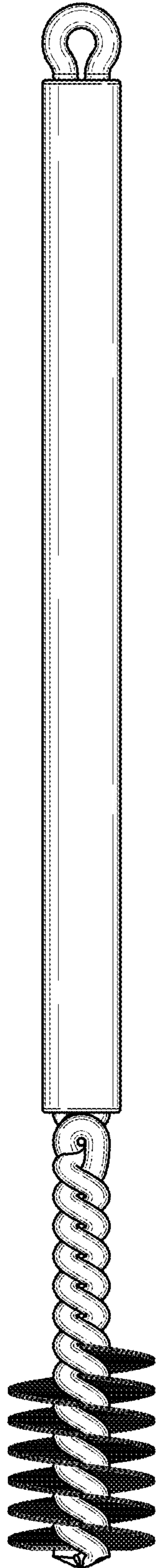


FIG. 8