



US00D957823S

(12) **United States Design Patent** (10) **Patent No.:** **US D957,823 S**  
**Albay et al.** (45) **Date of Patent:** **\*\* Jul. 19, 2022**

(54) **HANDLE FOR ELECTRIC TOOTHBRUSH**

D437,688 S 2/2001 Castillo et al.  
D443,985 S 6/2001 Beals et al.  
6,553,604 B1 4/2003 Braun et al.  
6,564,416 B1 5/2003 Claire et al.  
D530,923 S 10/2006 Kling et al.  
D580,173 S 11/2008 Beedham  
D616,206 S 5/2010 Junting  
D696,517 S 12/2013 Gebski  
RE44,819 E 4/2014 Braun et al.

(71) Applicant: **Braun GmbH**, Kronberg (DE)

(72) Inventors: **Devran Albay**, Frankfurt (DE); **Moritz Carlo Honisch**, Frankfurt (DE); **Dominik Langhammer**, Frankfurt (DE); **Rüdiger Boss**, Frankfurt (DE); **Fritz Schubert**, Bad Camberg (DE)

(Continued)

(73) Assignee: **Braun GmbH**, Kronberg (DE)

**FOREIGN PATENT DOCUMENTS**

(\*\*) Term: **15 Years**

WO D072551-001 10/2010  
WO D098680-002 6/2018

(21) Appl. No.: **29/774,465**

**OTHER PUBLICATIONS**

(22) Filed: **Mar. 17, 2021**

U.S. Appl. No. 29/774,466, filed Mar. 17, 2021, Devran Albay et al.  
(Continued)

**Related U.S. Application Data**

(62) Division of application No. 29/695,007, filed on Jun. 14, 2019, now Pat. No. Des. 916,466.

*Primary Examiner* — Karen E Eldridge Powers  
(74) *Attorney, Agent, or Firm* — Vladimir Vitenberg

(30) **Foreign Application Priority Data**

Dec. 14, 2018 (WO) ..... 970003915

(57) **CLAIM**

(51) **LOC (13) Cl.** ..... **28-03**

The ornamental design for a handle for electric toothbrush, as shown and described.

(52) **U.S. Cl.**

USPC ..... **D4/101**

**DESCRIPTION**

(58) **Field of Classification Search**

USPC ..... D4/100, 101, 102, 104, 105, 106, 107, D4/108, 109, 110, 111, 112, 113, 114, D4/115, 116, 119, 130, 132, 133, 134, D4/136, 137, 138, 199

CPC ... A46B 2200/1066; A46B 5/02; A61C 17/16; A61C 17/22

See application file for complete search history.

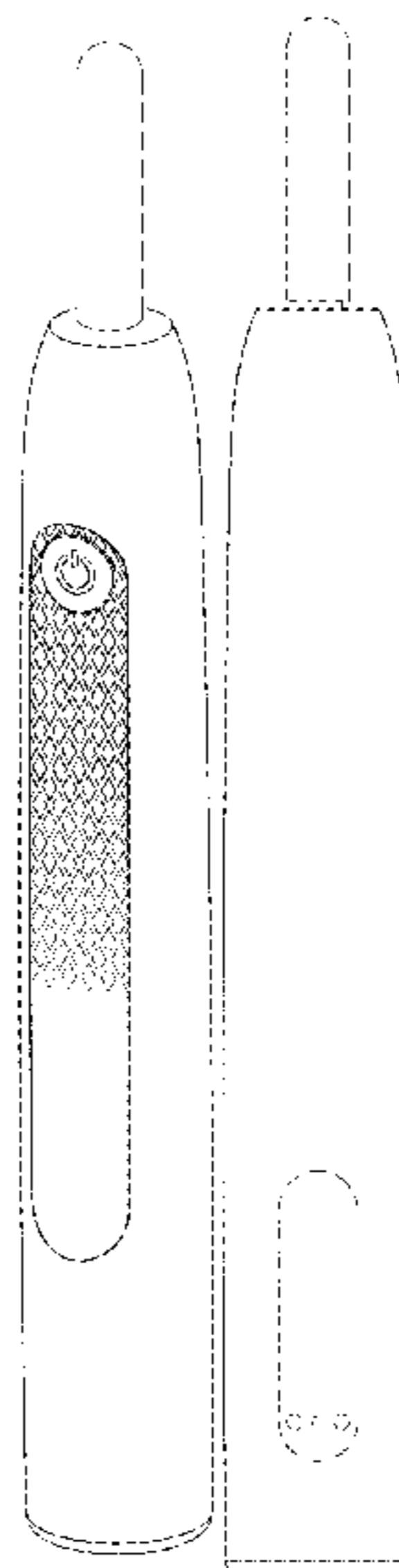
FIG. 1 is a perspective view of a handle for electric toothbrush;  
FIG. 2 is a front elevation view thereof;  
FIG. 3 is a right side elevation view thereof;  
FIG. 4 is a rear elevation view thereof;  
FIG. 5 is a left side elevation view thereof;  
FIG. 6 is a top plan view thereof; and,  
FIG. 7 is a bottom plan view thereof.  
Broken lines are used in the drawings to designate environmental structures or parts of the handle for electric toothbrush that form no part of the claim.

(56) **References Cited**

**U.S. PATENT DOCUMENTS**

5,802,656 A 9/1998 Dawson et al.  
D424,808 S 5/2000 Beals et al.

**1 Claim, 3 Drawing Sheets**



(56)

**References Cited**

U.S. PATENT DOCUMENTS

D717,547 S	11/2014	Adriaenssen et al.	
D719,737 S	12/2014	Adriaenssen et al.	
D749,851 S	2/2016	Watkins	
D758,743 S	6/2016	Cessot	
D765,417 S	9/2016	Ki et al.	
D780,459 S	3/2017	Ki et al.	
D782,824 S	4/2017	Ki et al.	
D789,694 S	6/2017	Ki et al.	
9,723,912 B2	8/2017	Chun et al.	
D840,696 S	2/2019	Chen	
D844,995 S	4/2019	Wong et al.	
D844,997 S	4/2019	Au et al.	
D845,636 S	4/2019	Porter et al.	
D874,830 S	2/2020	Choi et al.	
D881,584 S	4/2020	Porter et al.	
10,610,008 B2 *	4/2020	Wagner .....	A61C 17/0202
D895,296 S *	9/2020	Hu .....	D4/101
D911,713 S	3/2021	Okai et al.	
D911,714 S	3/2021	Okai et al.	
D916,466 S	4/2021	Albay et al.	
D922,074 S	6/2021	Okai et al.	
D929,130 S	8/2021	Okai et al.	
D932,777 S	10/2021	Albay et al.	
2012/0167319 A1	7/2012	Quigley et al.	

OTHER PUBLICATIONS

U.S. Appl. No. 29/774,463, filed Mar. 17, 2021, Devran Albay et al.  
 All Office Actions, U.S. Appl. No. 29/695,007.  
 All Office Actions, U.S. Appl. No. 29/774,463.  
 All Office Actions, U.S. Appl. No. 29/774,466.

\* cited by examiner

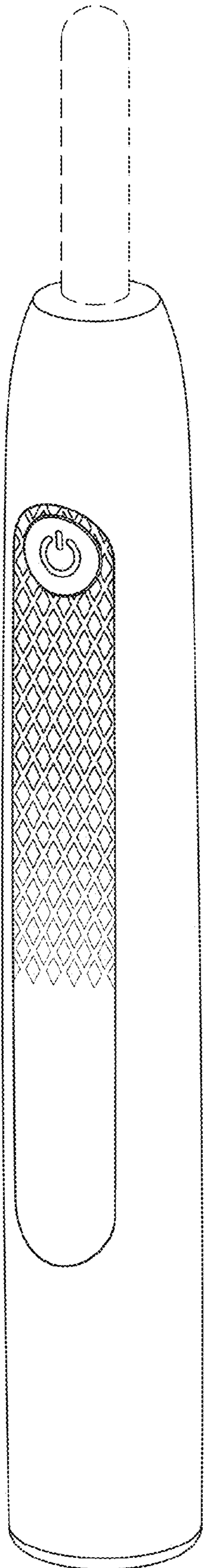


FIG. 1

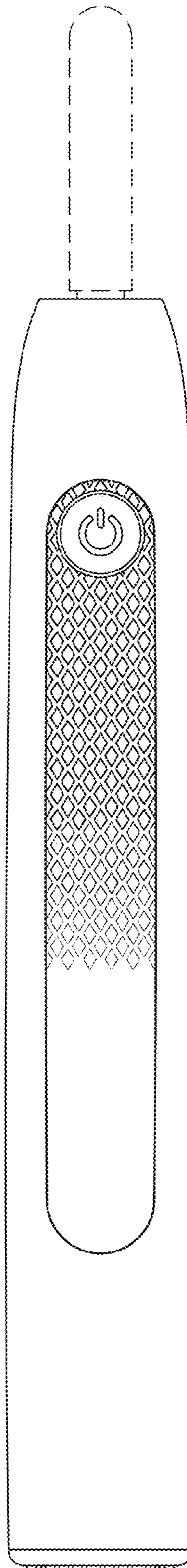


FIG. 2




FIG. 3




FIG. 4




FIG. 5

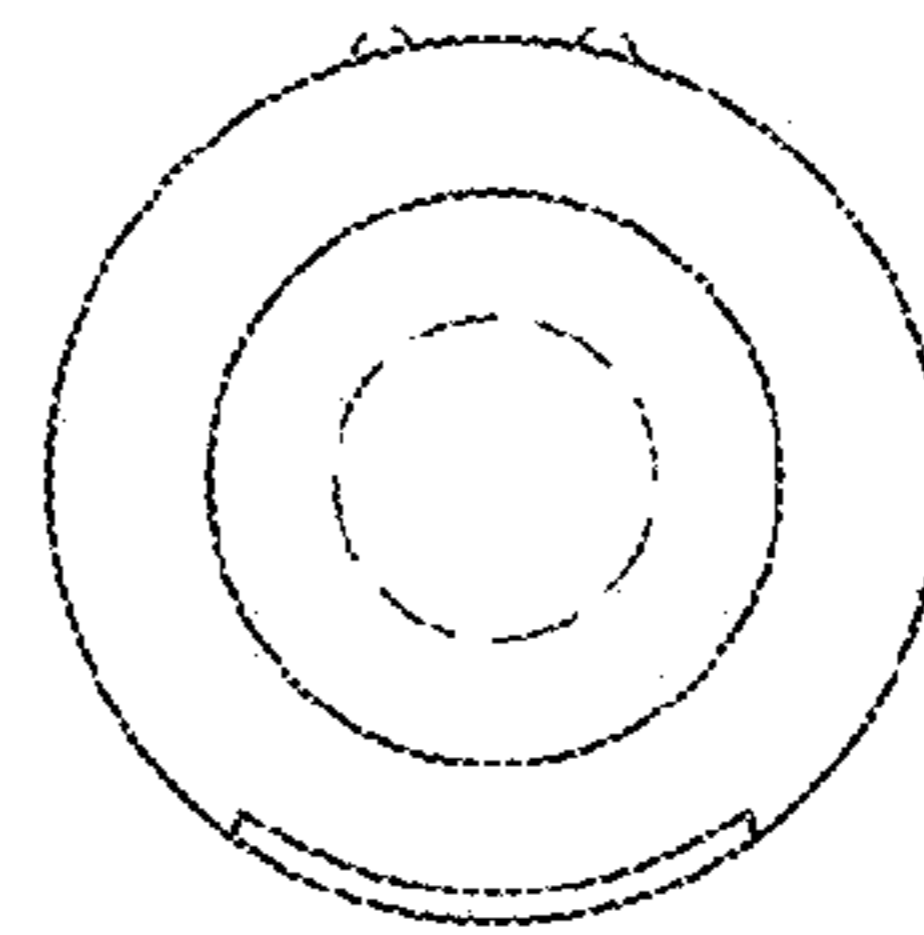


FIG. 6

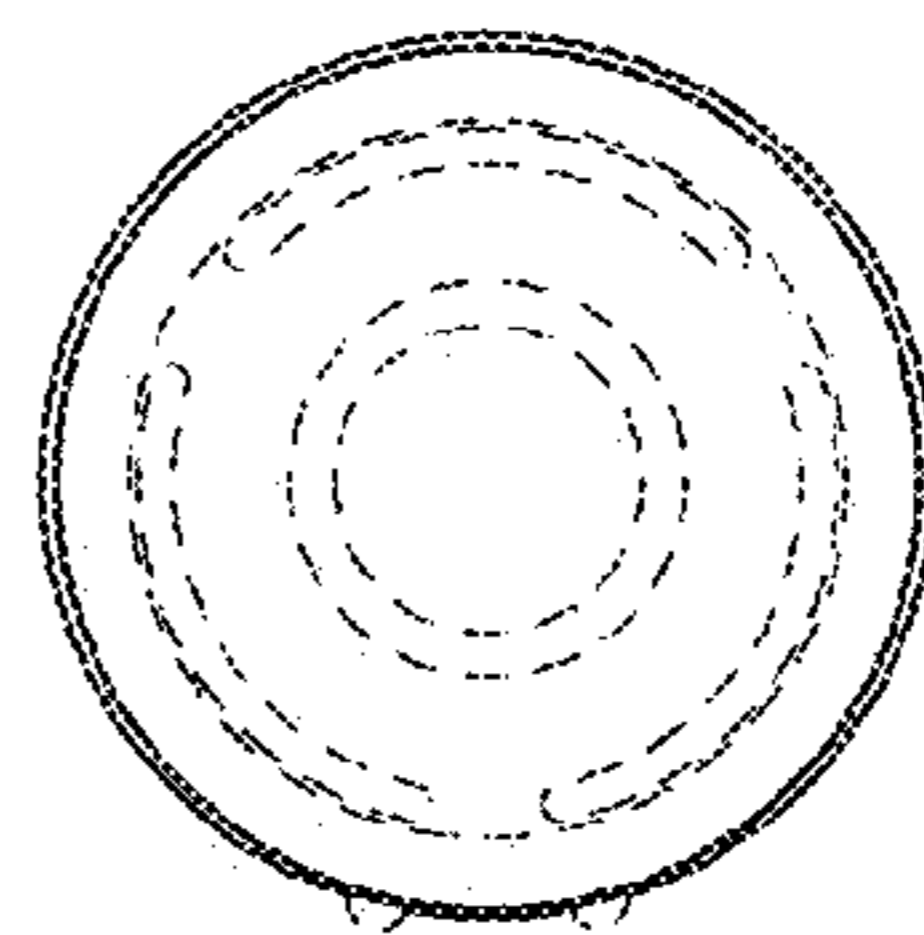


FIG. 7