



US00D957814S

(12) **United States Design Patent**
Wang

(10) **Patent No.:** **US D957,814 S**

(45) **Date of Patent:** **** Jul. 19, 2022**

- (54) **MOBILE PHONE CAGE**
- (71) Applicant: **Liyan Wang**, Zhejiang (CN)
- (72) Inventor: **Liyan Wang**, Zhejiang (CN)
- (**) Term: **15 Years**
- (21) Appl. No.: **29/732,599**
- (22) Filed: **Apr. 26, 2020**
- (51) **LOC (13) Cl.** **03-01**
- (52) **U.S. Cl.**
USPC **D3/271.1**
- (58) **Field of Classification Search**
USPC D3/205, 206, 207, 208, 209, 210, 211,
D3/212, 232, 242, 423, 270, 271.1, 271.5,
D3/271.6, 272, 274, 275, 276, 283, 294,
D3/295, 296, 299, 304
CPC G06F 1/1632; B65D 5/425; B65D 81/368;
B65D 1/38
See application file for complete search history.

- D582,660 S * 12/2008 Katsof A63H 3/52
D3/201
- D718,005 S * 11/2014 Hansen A63H 3/52
D30/160
- D767,276 S * 9/2016 Good D3/276

OTHER PUBLICATIONS

FineLife Products Phone Lock Up Cage, announced Sep. 11, 2019 [online], [site visited Dec. 16, 2021]. Available from internet, URL: <<https://www.amazon.com/FineLife-Products-Phone-Lock-CAGE/dp/B07XSLXCVY/>> (Year: 2019).*

* cited by examiner

Primary Examiner — Kevin K Rudzinski
Assistant Examiner — Amber J Rabie

(57) **CLAIM**

The ornamental design for a mobile phone cage, as shown and described.

DESCRIPTION


FIG. 1 is a front, top and left side perspective view of a mobile phone cage showing my new design; FIG. 2 is a rear, bottom and right side perspective view thereof; FIG. 3 is a front elevation view thereof; FIG. 4 is a rear elevation view thereof; FIG. 5 is a left side elevation view thereof; FIG. 6 is a right side elevation view thereof; FIG. 7 is a top plan view thereof; and, FIG. 8 is a bottom plan view thereof. The broken lines in the drawings depict portions of the mobile phone cage that form no part of the claimed design.

1 Claim, 8 Drawing Sheets

(56) **References Cited**

U.S. PATENT DOCUMENTS

- 1,330,654 A * 2/1920 Pittman A63H 3/52
446/488
- 2,028,377 A * 1/1936 Bernasconi A63H 3/52
446/387
- D263,028 S * 2/1982 Gilford 63/23
- D266,747 S * 11/1982 Gilford D11/2
- D363,162 S * 10/1995 Bunger D3/272
- D370,780 S * 6/1996 Bunger D3/272






FIG. 1

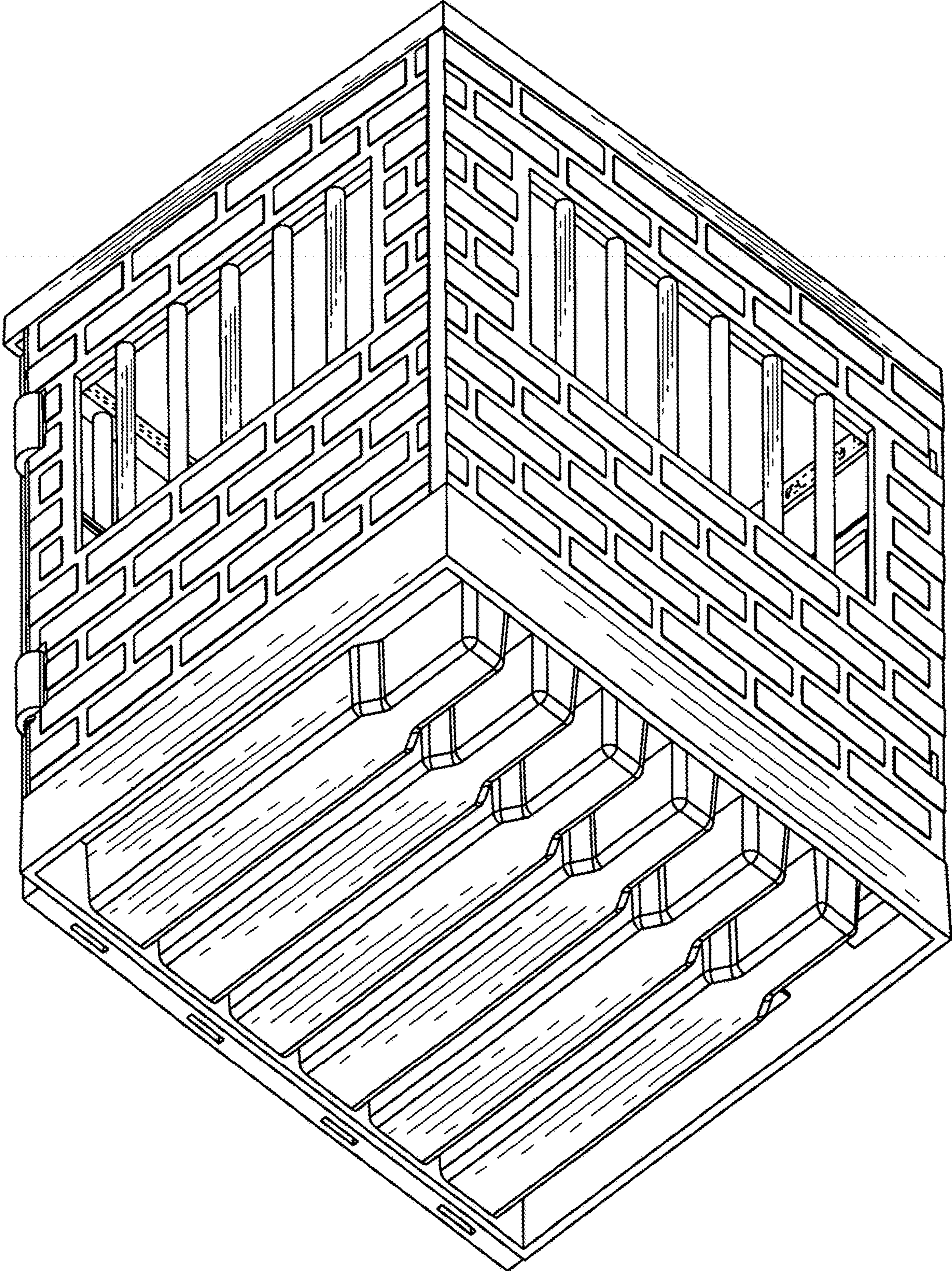


FIG. 2

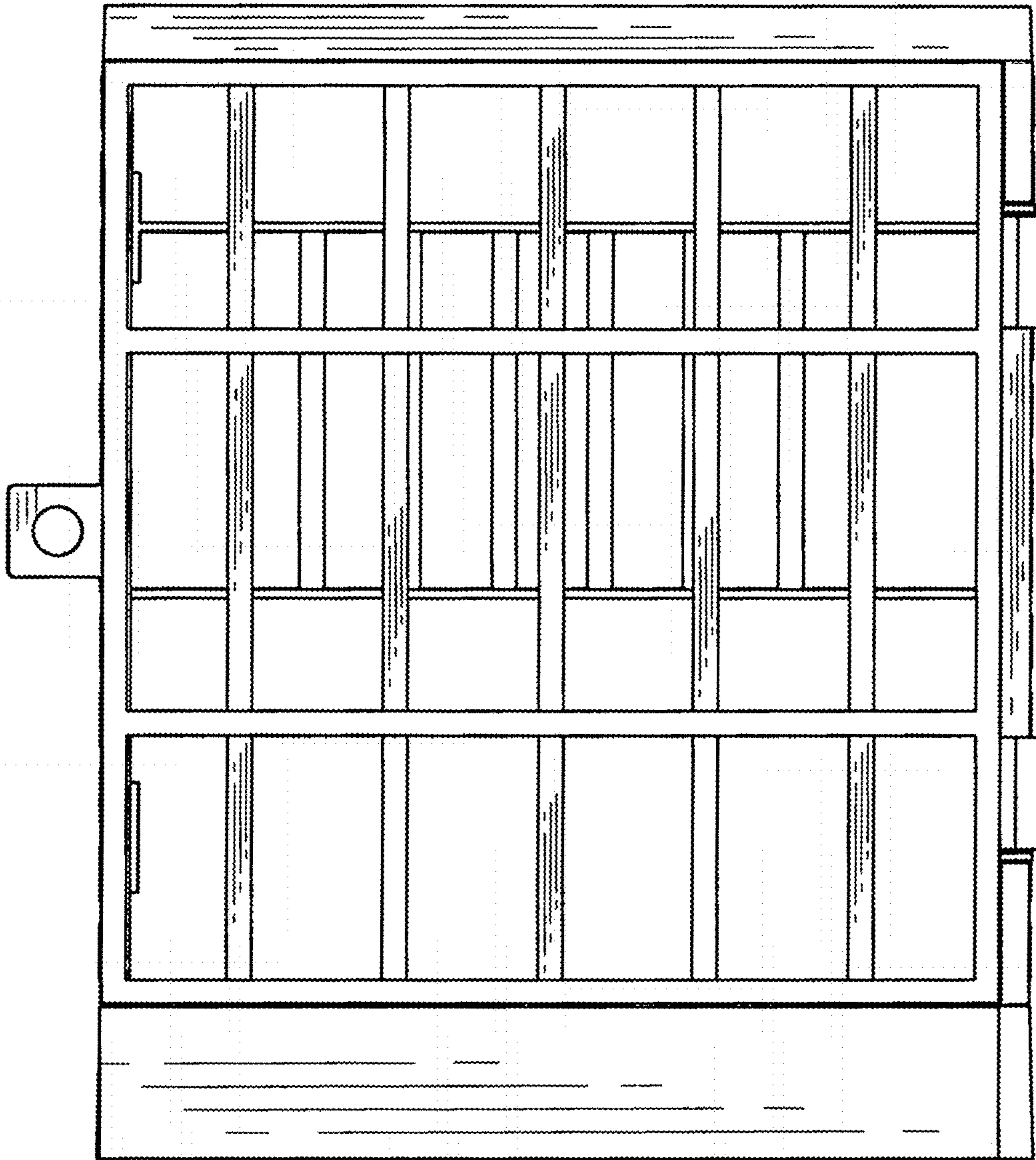


FIG. 3




FIG. 4




FIG. 5

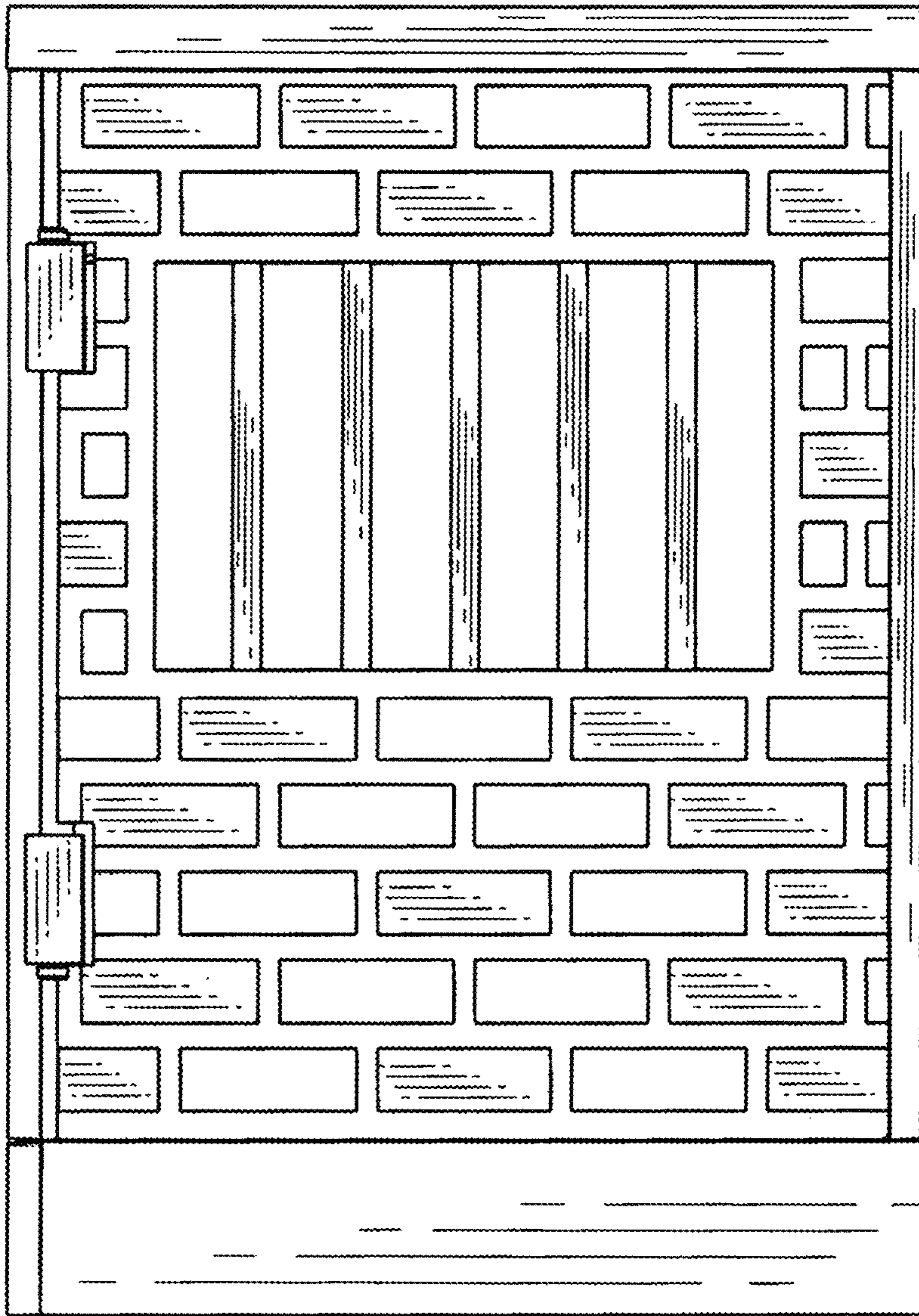


FIG. 6




FIG. 7

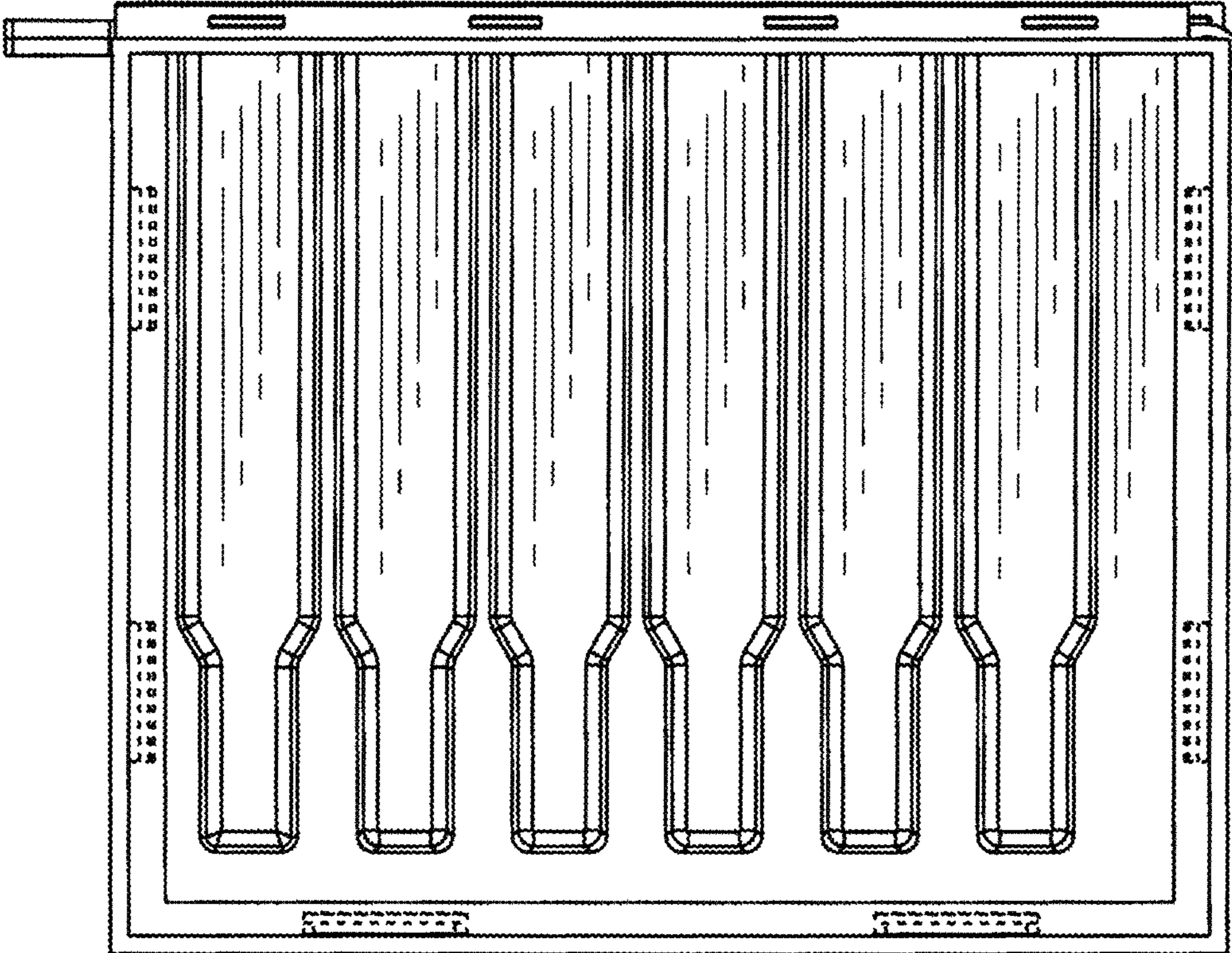


FIG. 8