



US00D957812S

(12) **United States Design Patent** (10) **Patent No.:** **US D957,812 S**  
**Rivera** (45) **Date of Patent:** **\*\* Jul. 19, 2022**

(54) **TOOL BELT WITH DECORATIONS**

(71) Applicant: **Denise Rivera**, Brandon, FL (US)

(72) Inventor: **Denise Rivera**, Brandon, FL (US)

(\*\*) Term: **15 Years**

(21) Appl. No.: **29/712,472**

(22) Filed: **Nov. 8, 2019**

(51) **LOC (13) Cl.** ..... **03-01**

(52) **U.S. Cl.**  
USPC ..... **D3/228**

(58) **Field of Classification Search**  
USPC ..... D3/228, 215, 224, 226  
CPC ..... A45F 3/14; A45F 5/00; A45F 5/02; A45F 5/021; A45F 15/06; A45F 2003/144; A45F 2005/026; A45F 2200/0575  
See application file for complete search history.

(56) **References Cited**

**U.S. PATENT DOCUMENTS**

D685,992 S *	7/2013	Benson	.....	D3/228
D720,529 S *	1/2015	Hintze	.....	D3/228
D810,425 S *	2/2018	Faibish	.....	D3/228
D816,339 S *	5/2018	Giamanco	.....	D3/315
D841,321 S *	2/2019	Owens	.....	D3/228
D843,715 S *	3/2019	Schickel	.....	D3/226
D893,863 S *	8/2020	Cameron	.....	D3/226
2005/0280488 A1 *	12/2005	Devine	.....	A45F 5/00 335/306
2011/0101062 A1 *	5/2011	Roberts	.....	A45F 3/14 224/677
2020/0383459 A1 *	12/2020	Vinson	.....	A45F 3/14
2021/0219706 A1 *	7/2021	Harpt	.....	A45F 5/022

\* cited by examiner

*Primary Examiner* — Catherine R Oliver-Garcia

(74) *Attorney, Agent, or Firm* — John Rizvi; John Rizvi, P.A.—The Patent Professor®

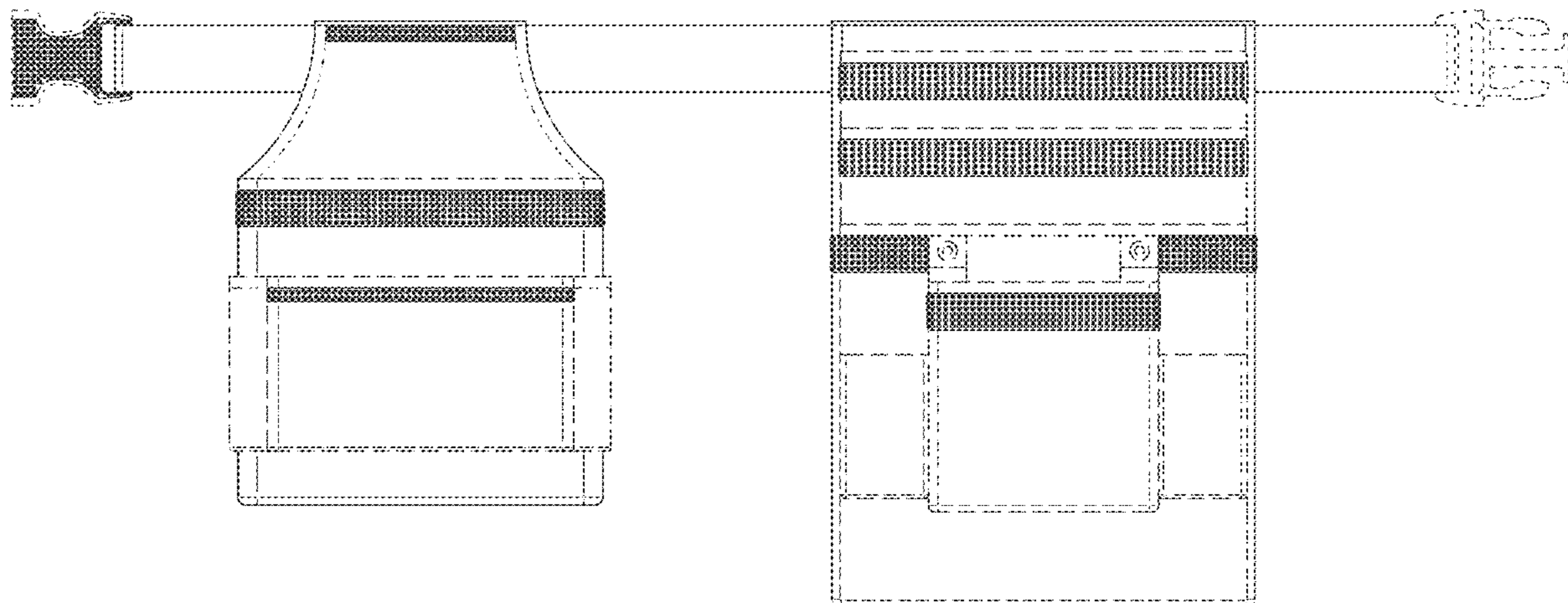
(57) **CLAIM**

I claim the ornamental design for a tool belt with decorations, as shown and described.

**DESCRIPTION**

FIG. 1 is a front elevation view of a tool belt with decorations showing my new design;  
 FIG. 2 is an enlarged front elevation view of the leftmost side of the tool belt with decorations;  
 FIG. 3 is an enlarged front elevation view of the rightmost side of the tool belt with decorations;  
 FIG. 4 is a rear elevation view of the tool belt with decorations;  
 FIG. 5 is a left side elevation view of the tool belt with decorations;  
 FIG. 6 is a right side elevation view of the tool belt with decorations;  
 FIG. 7 is a top plan view of the tool belt with decorations;  
 FIG. 8 is a bottom plan view of the tool belt with decorations;  
 FIG. 9 is an enlarged top plan view of the rightmost side of the tool belt with decorations;  
 FIG. 10 is an enlarged top plan view of the leftmost side of the tool belt with decorations;  
 FIG. 11 is an enlarged bottom plan view of the rightmost side of the tool belt with decorations;  
 FIG. 12 is an enlarged bottom plan view of the leftmost side of the tool belt with decorations; and,  
 FIG. 13 is enlarged view of the decorations on the tool belt with decorations.  
 The portion of the tool belt with decorations depicted in the figures in dash-dash lines represent boundaries, while lines in dash-dot-dash lines represent stitching. The dash-dash lines and the dash-dot-dash lines form no part of the claimed design.

**1 Claim, 9 Drawing Sheets**



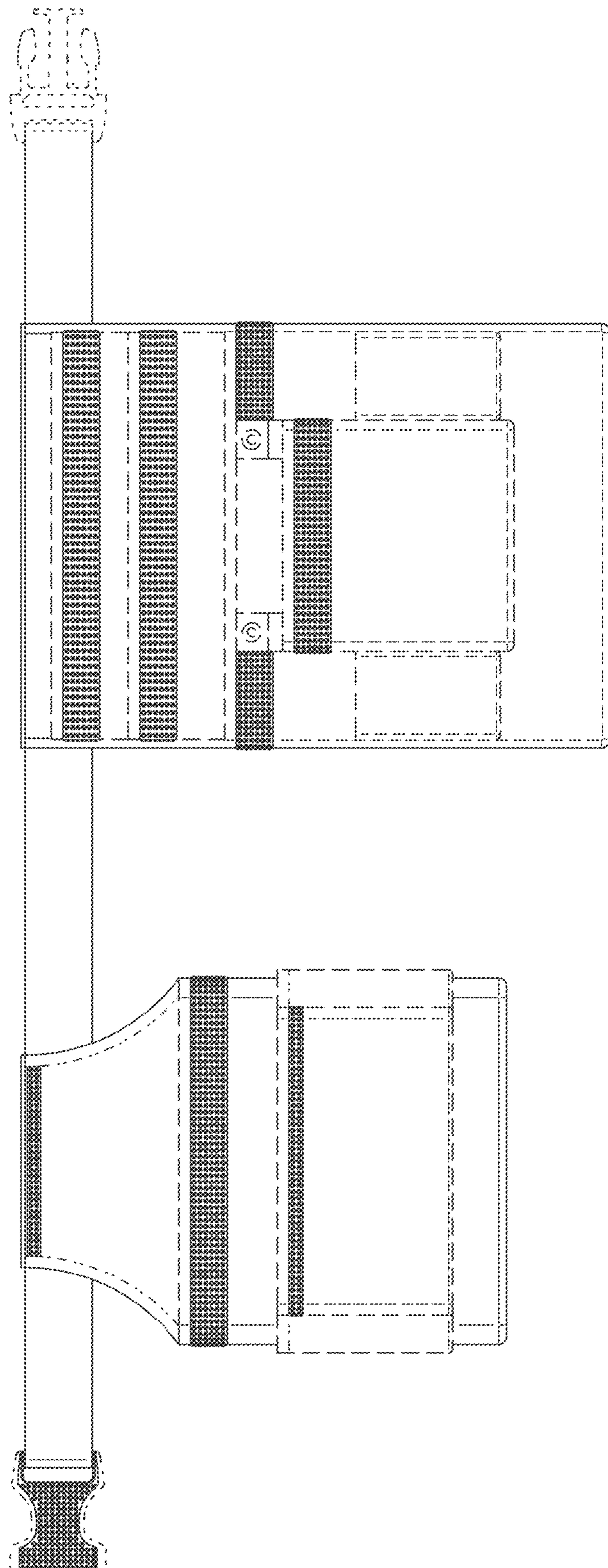


FIG. 1

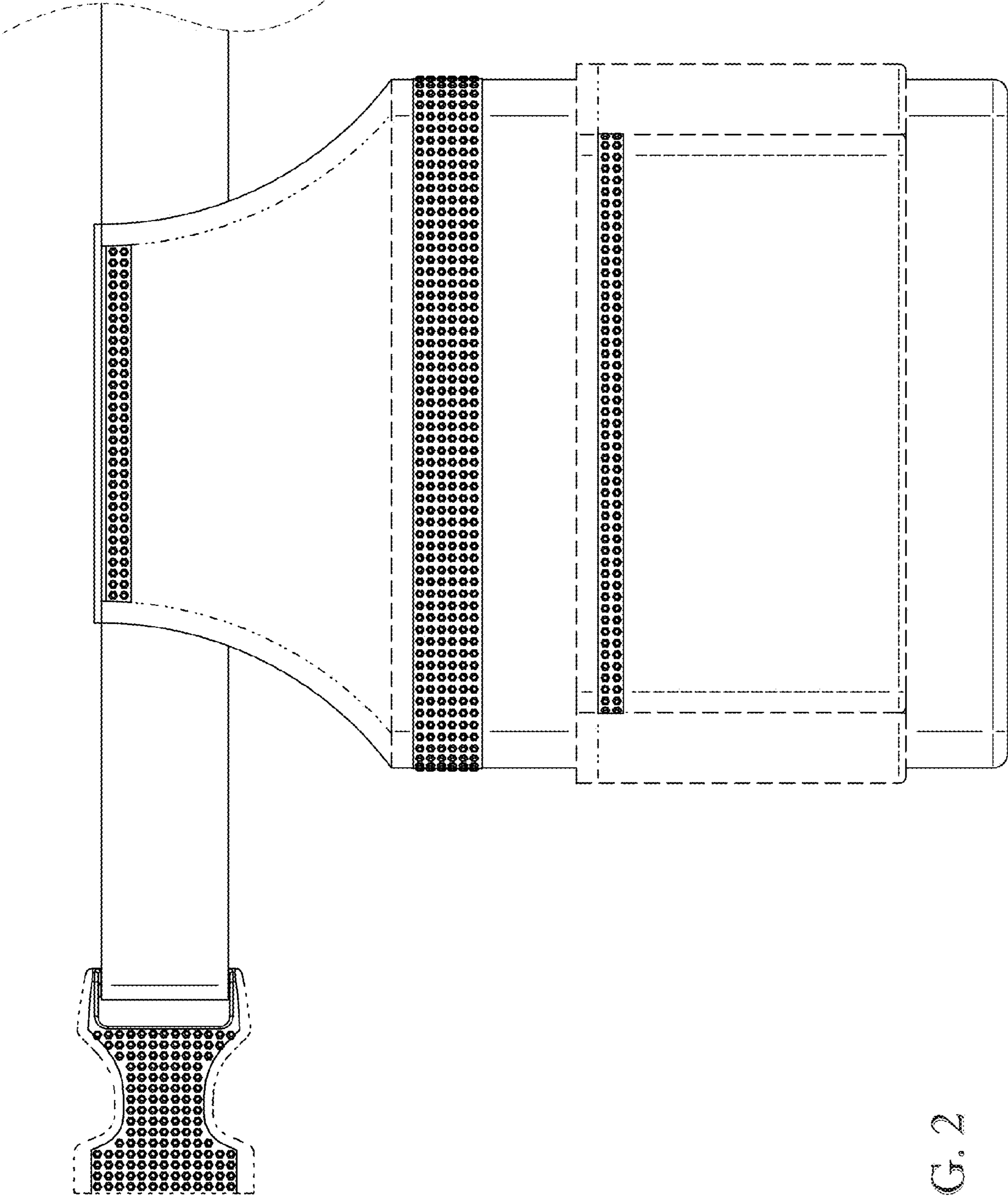


FIG. 2

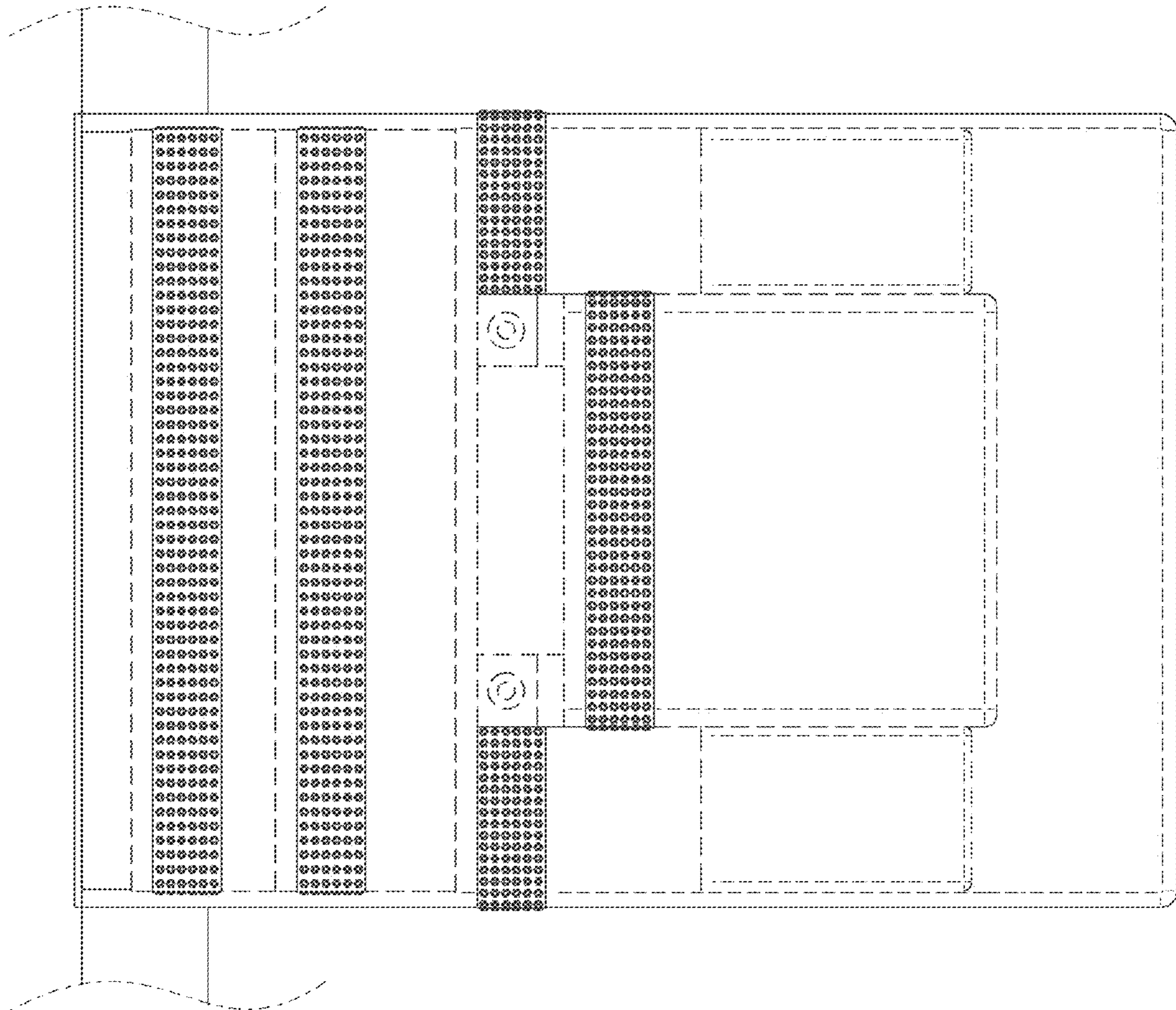


FIG. 3

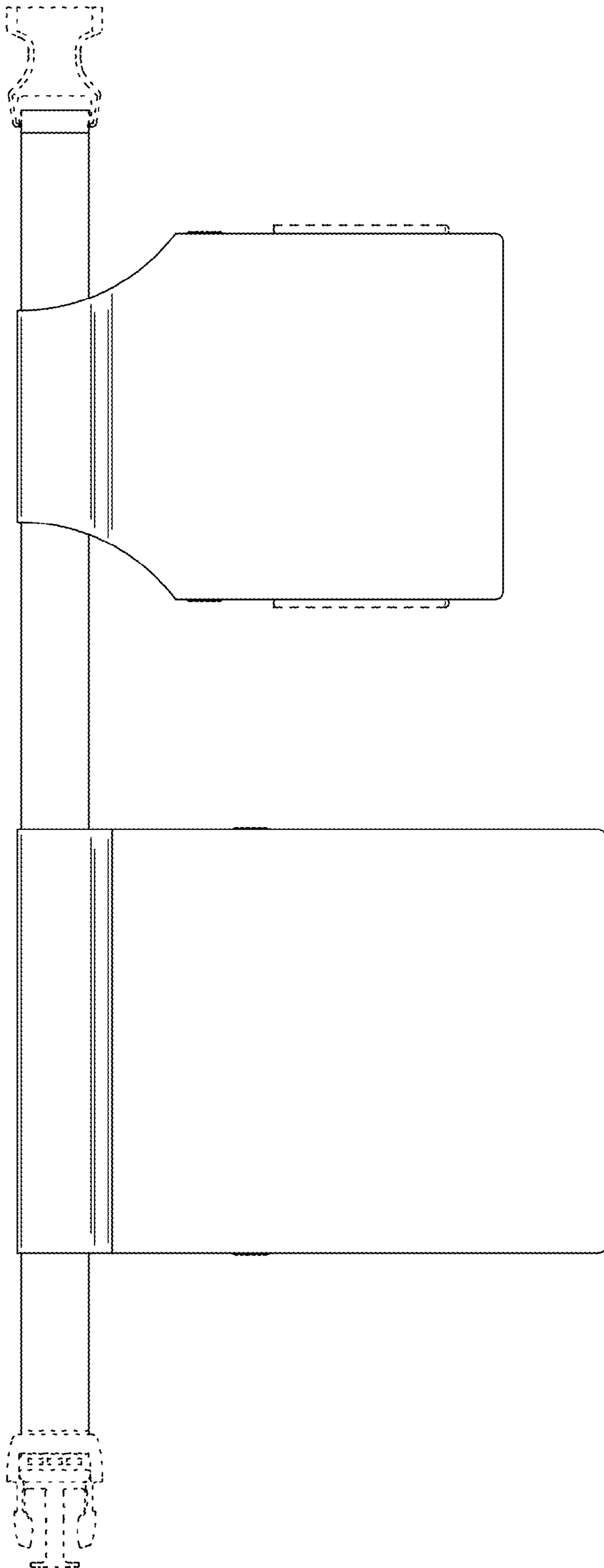


FIG. 4

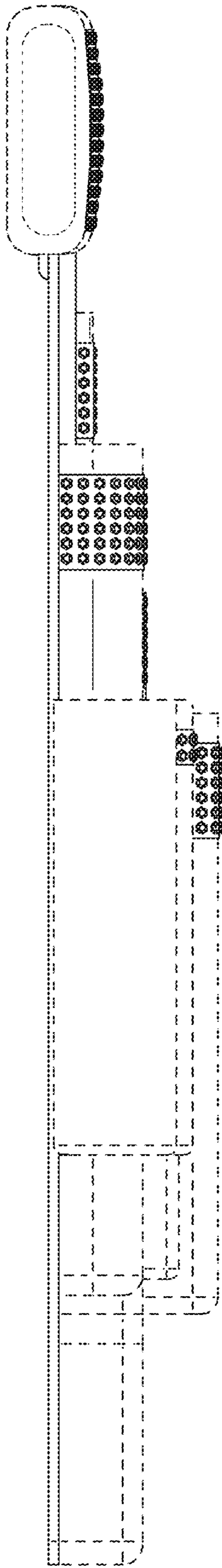


FIG. 5

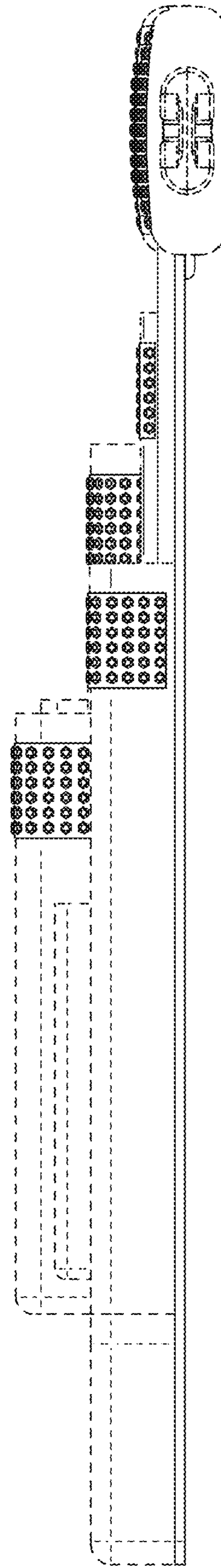


FIG. 6

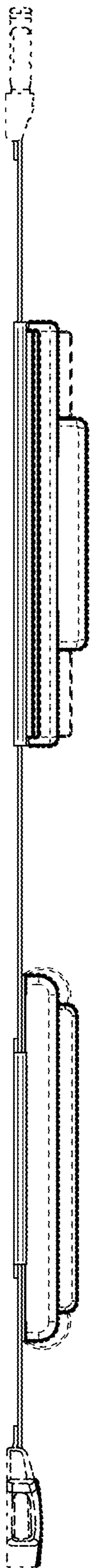


FIG. 7

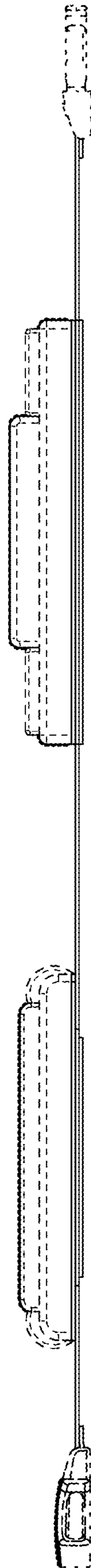


FIG. 8

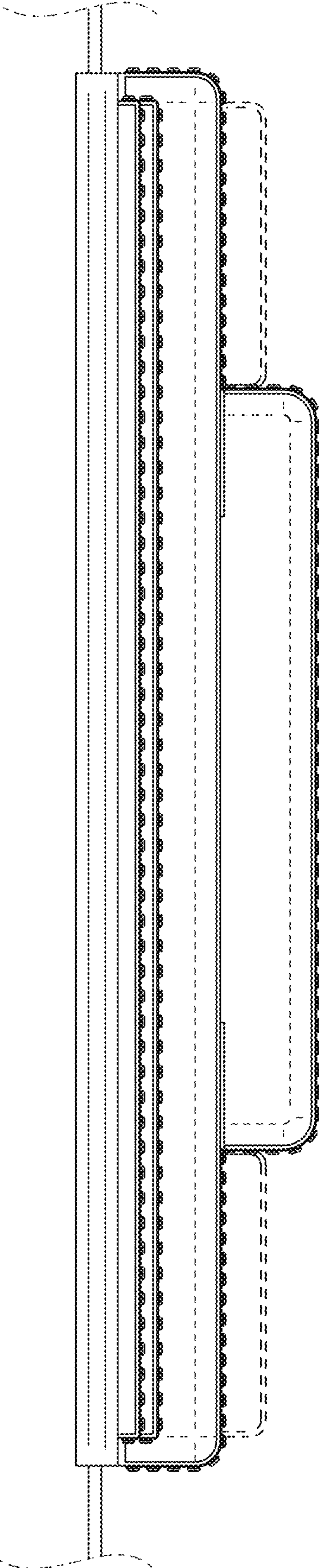


FIG. 9

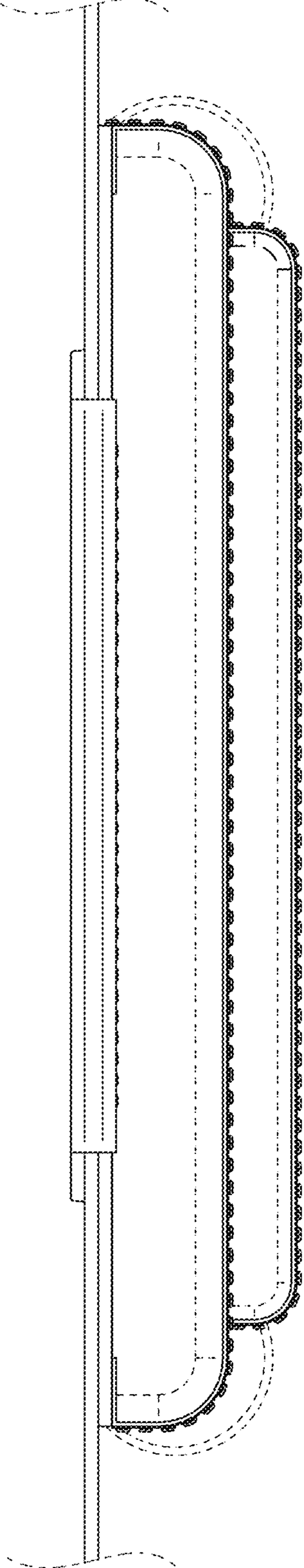


FIG. 10






FIG. 11




FIG. 12

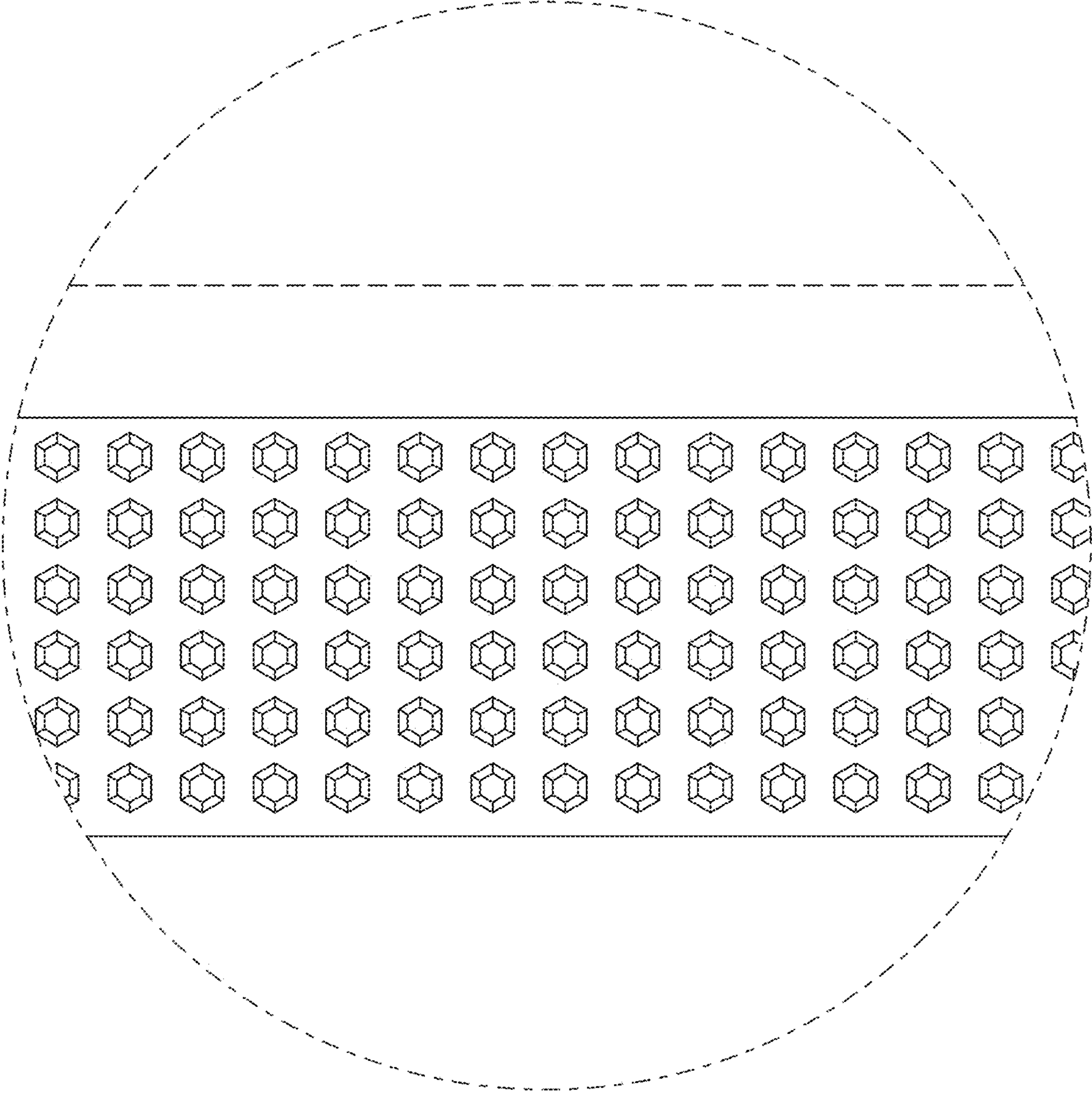


FIG. 13