



US00D957799S

(12) **United States Design Patent**
Ding

(10) **Patent No.:** **US D957,799 S**
(45) **Date of Patent:** **** Jul. 19, 2022**

- (54) **SHOE SOLE**
- (71) Applicant: **Fujian Benrui Riding Technology Co., Ltd.**, Quanzhou (CN)
- (72) Inventor: **Hongqiao Ding**, Quanzhou (CN)
- (**) Term: **15 Years**
- (21) Appl. No.: **29/787,110**
- (22) Filed: **Jun. 4, 2021**
- (51) **LOC (13) Cl.** **02-04**
- (52) **U.S. Cl.**
USPC **D2/953**
- (58) **Field of Classification Search**
USPC D2/902, 906, 908, 916, 918, 925,
D2/946-962, 977; 36/3 B, 22 R, 24.5,
36/25 R, 28, 32 R, 34 R, 59 C, 67 A, 103
CPC A43B 13/00; A43B 13/02; A43B 13/023;
A43B 13/026; A43B 13/04; A43B 13/08;
A43B 13/10; A43B 13/12; A43B 13/14;
A43B 13/141; A43B 13/143; A43B
13/16; A43B 13/18; A43B 13/181; A43B
13/187; A43B 13/189; A43B 13/20; A43B
13/22; A43B 13/223; A43B 13/24; A43B
13/28; A43B 13/30; A43B 13/32; A43B
13/34; A43B 13/36
See application file for complete search history.

- (56) **References Cited**
U.S. PATENT DOCUMENTS
4,617,745 A * 10/1986 Batra A43B 7/146
36/43
D289,103 S * 4/1987 Autry D2/961
D311,269 S * 10/1990 Graham D2/961
D320,302 S * 10/1991 Kiyosawa D2/949
D322,153 S * 12/1991 Schneider D2/959
D335,572 S * 5/1993 Peterson D2/959
D341,708 S * 11/1993 Blissett D2/957
D353,480 S * 12/1994 Merceron D2/956

- D388,945 S * 1/1998 Teague D2/954
- D552,837 S 10/2007 Scott
- D616,188 S 5/2010 Chan
- D690,919 S * 10/2013 Takamoto D2/951
- D707,024 S * 6/2014 Purcell D2/961
- D714,036 S 9/2014 Etcheverry et al.
- D759,951 S * 6/2016 Lin A43B 13/206
D2/946
- D762,367 S * 8/2016 Granger D2/961
- D803,539 S * 11/2017 Granger D2/961
- D806,373 S * 1/2018 McDonald A43B 7/146
D2/947
- D808,142 S * 1/2018 Yang D2/961
- D814,161 S * 4/2018 Cavanagh D2/961
- D828,990 S * 9/2018 Evans A43B 7/141
D2/961
- D845,595 S 4/2019 Swegle et al.
- D889,103 S * 7/2020 Auger D2/961
- D903,260 S * 12/2020 Howe D2/947
- D910,294 S * 2/2021 Gerig D2/951
- D919,946 S * 5/2021 Kerr D2/947

(Continued)

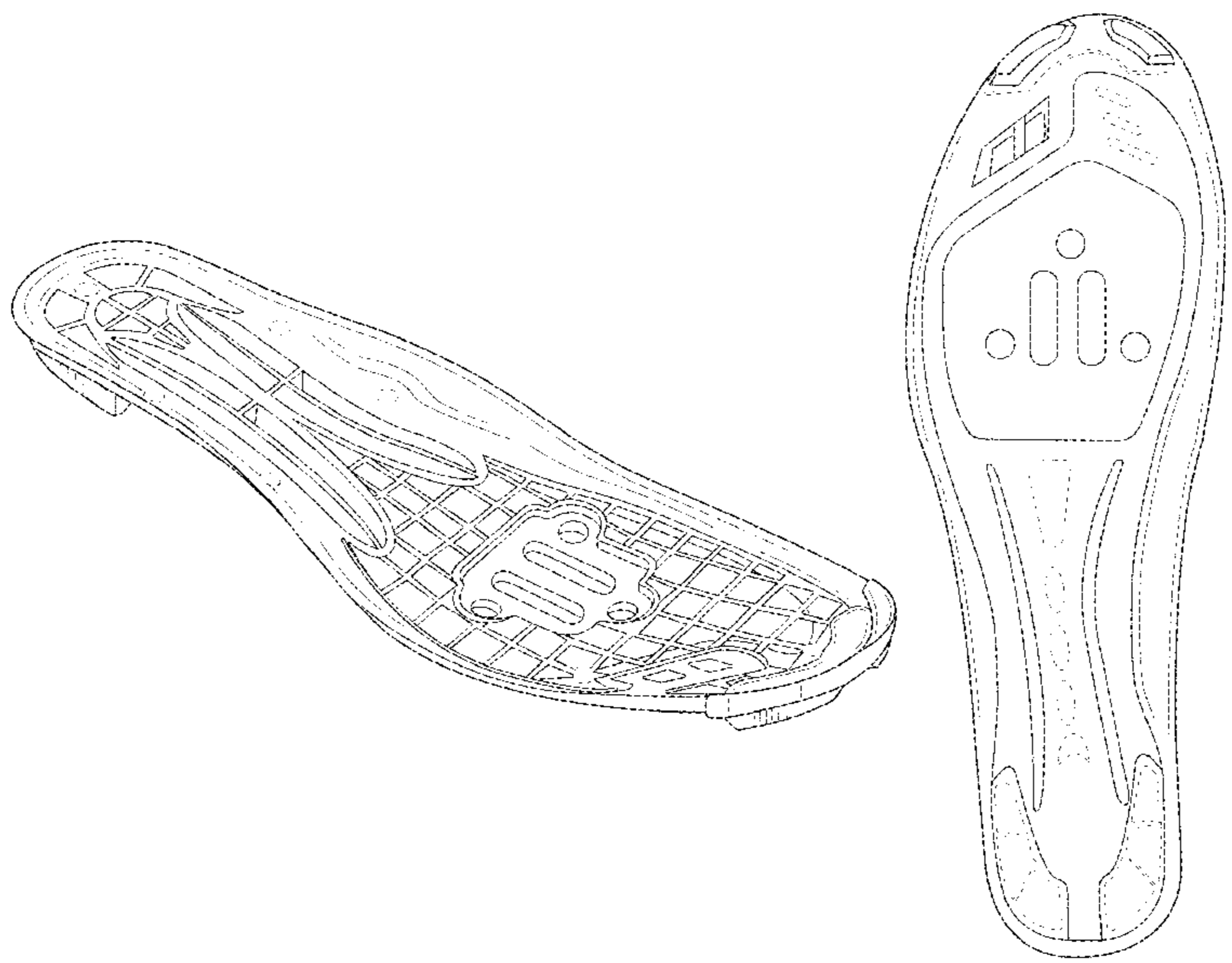
Primary Examiner — T Chase Nelson
(74) *Attorney, Agent, or Firm* — Rumit Ranjit Kanakia

(57) **CLAIM**
I claim the ornamental design for a shoe sole, as shown and described.

DESCRIPTION

FIG. 1 is a Perspective view of a shoe sole showing my new design;
FIG. 2 is a Front view thereof;
FIG. 3 is a Back view thereof;
FIG. 4 is a Right-side view thereof;
FIG. 5 is a Left-side view thereof;
FIG. 6 is a Top view thereof; and,
FIG. 7 is a Bottom view thereof.
The broken lines in the drawings depict portions of the shoe sole that form no part of the claimed design.

1 Claim, 6 Drawing Sheets



(56)

References Cited

U.S. PATENT DOCUMENTS

2006/0156575 A1* 7/2006 Lo A43B 17/08
36/29
2008/0313927 A1* 12/2008 Conforti A43B 7/141
36/43
2012/0047770 A1* 3/2012 Dean A43B 21/30
36/103
2014/0196308 A1* 7/2014 Baratta A43B 13/206
12/146 B
2015/0342295 A1* 12/2015 Moon A43B 7/146
36/43
2019/0150558 A1* 5/2019 Shorten A43B 13/122
2019/0223548 A1* 7/2019 Lussier A43B 13/12
2022/0015503 A1* 1/2022 Wong A43B 13/186
2022/0022597 A1* 1/2022 Bowman A43B 13/189

* cited by examiner

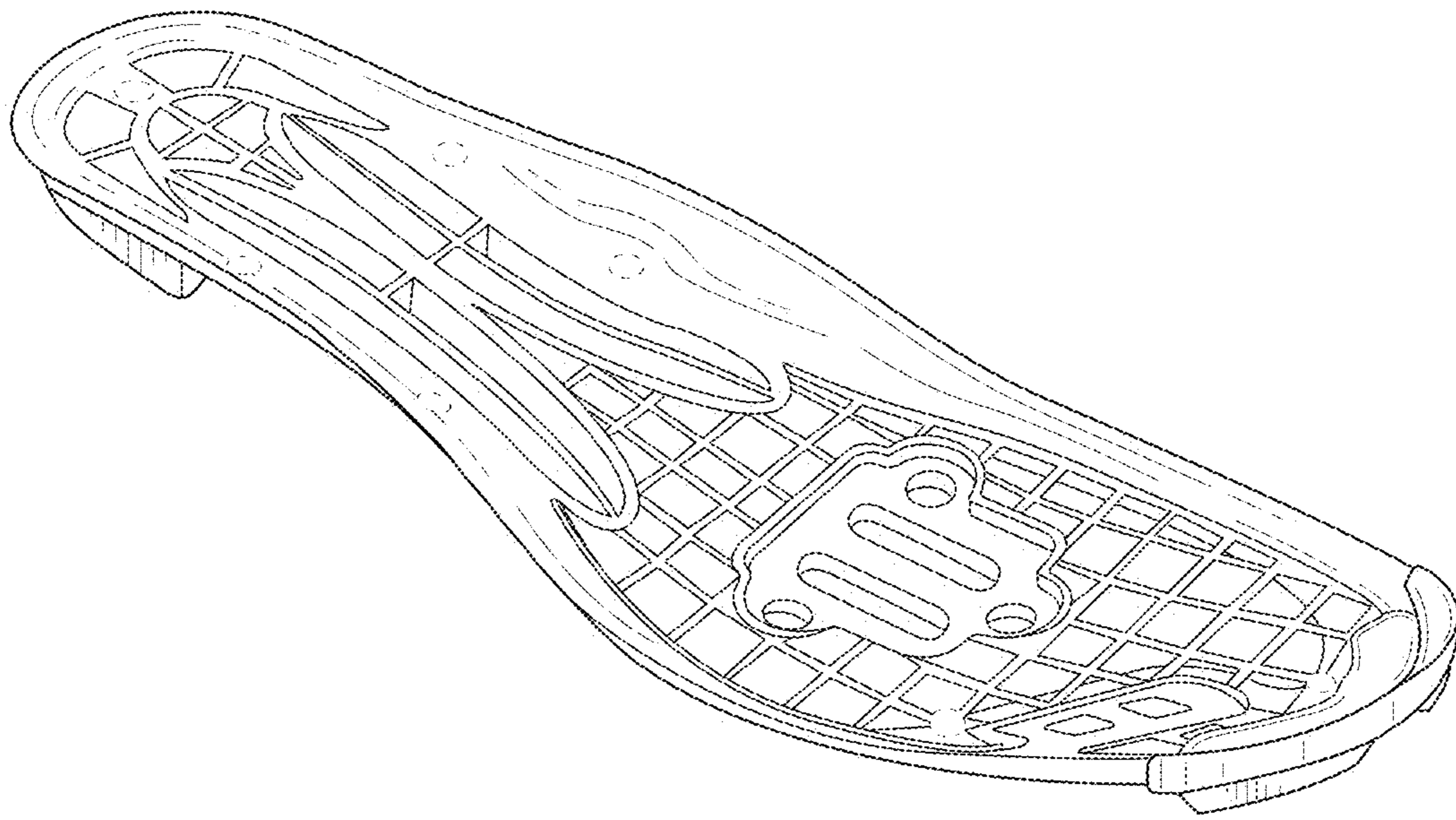


FIG. 1

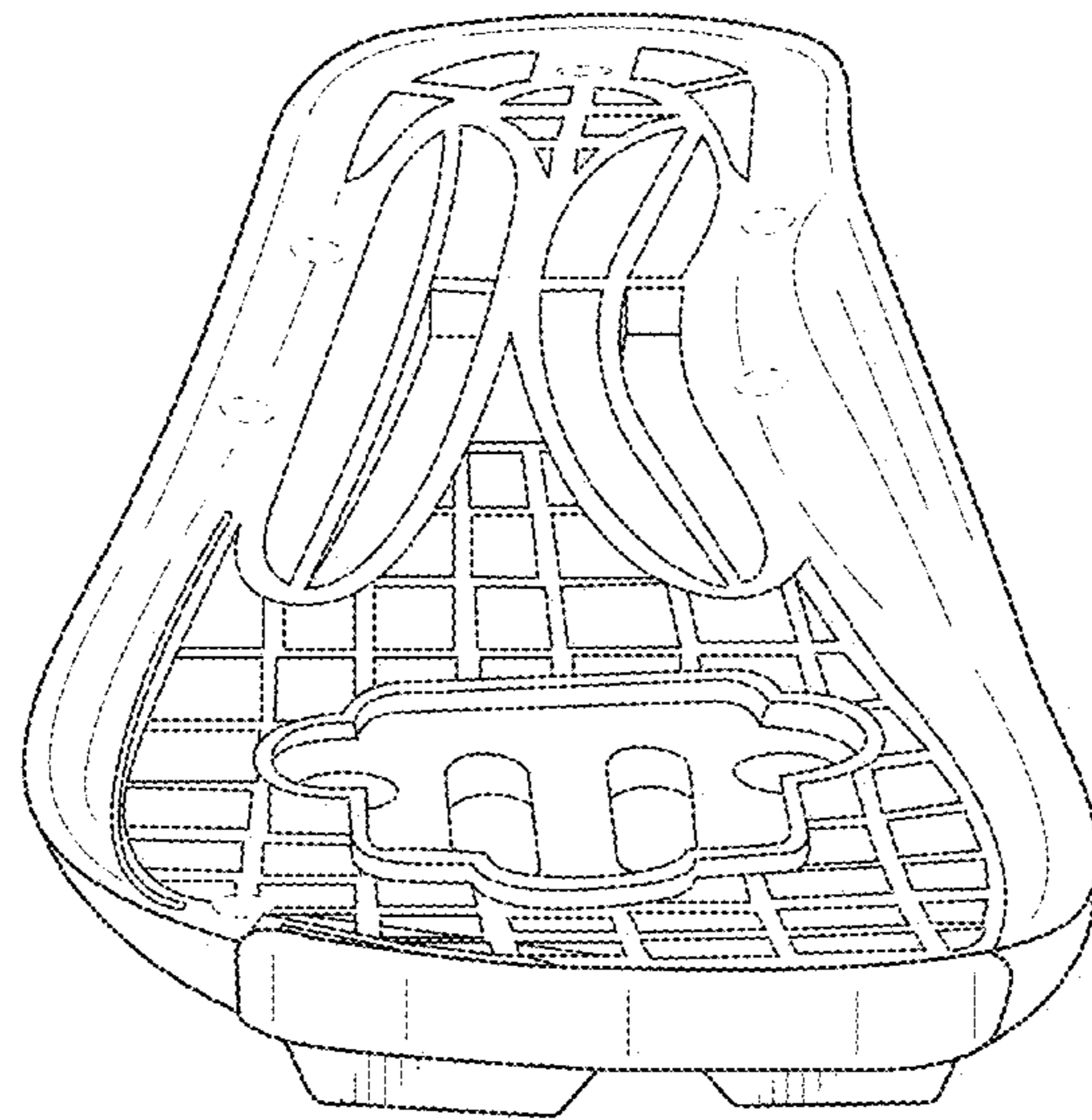


FIG. 2

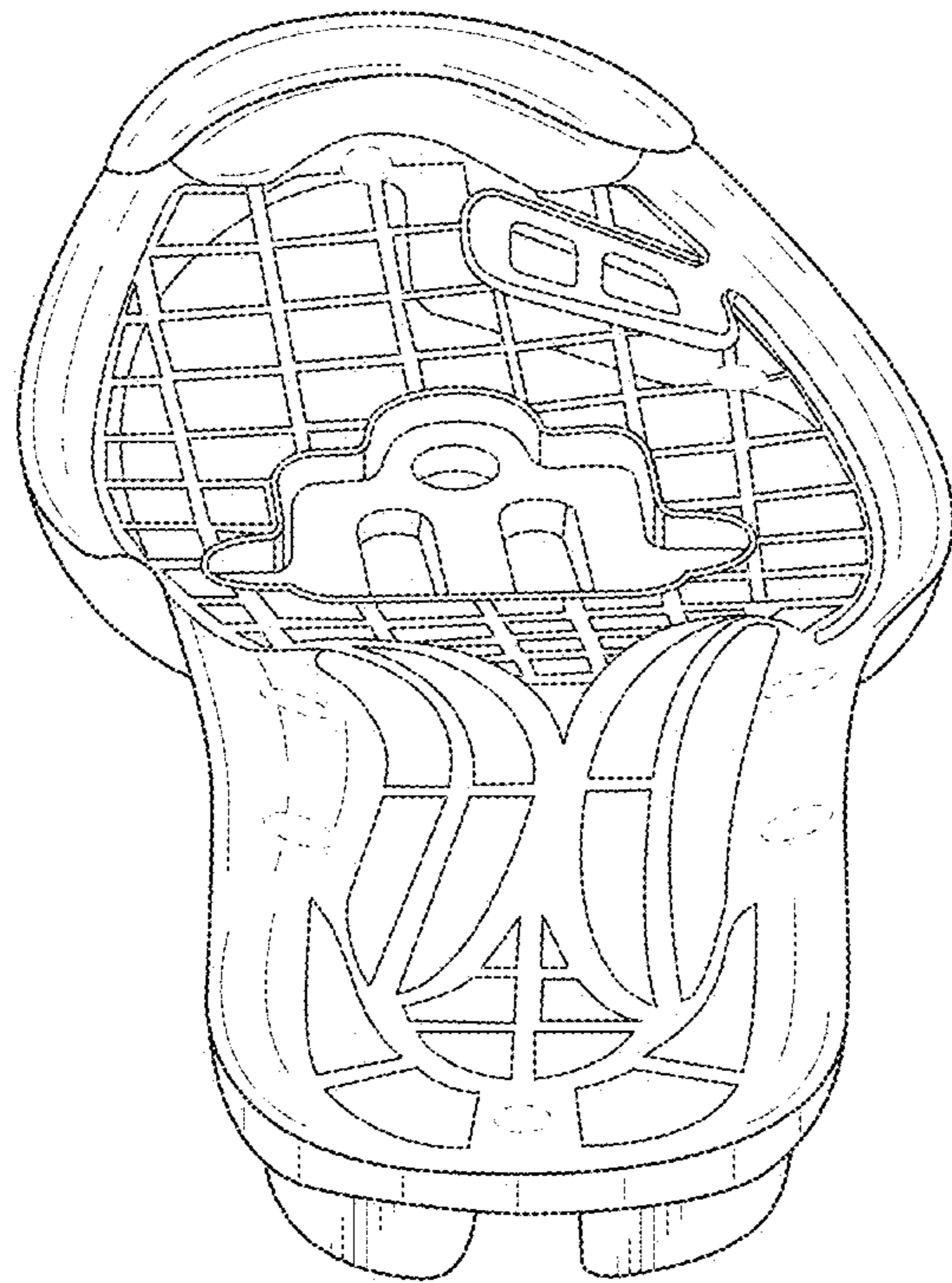


FIG. 3

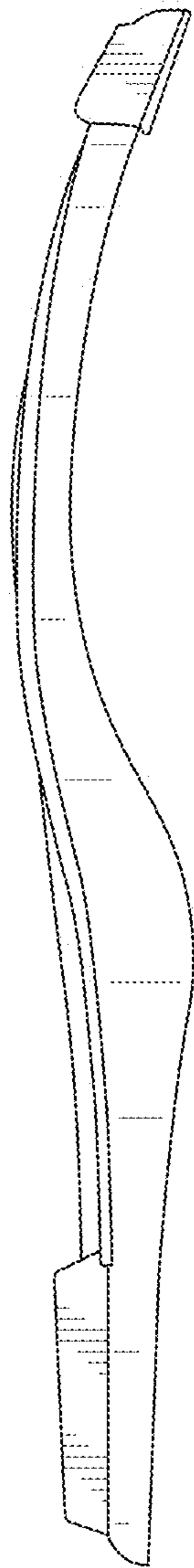


FIG. 4

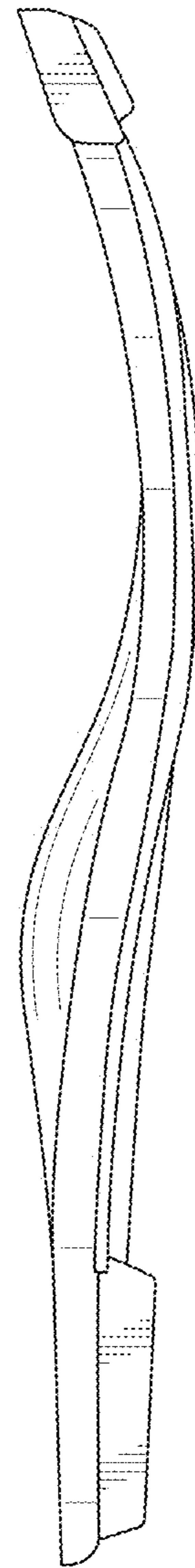


FIG. 5

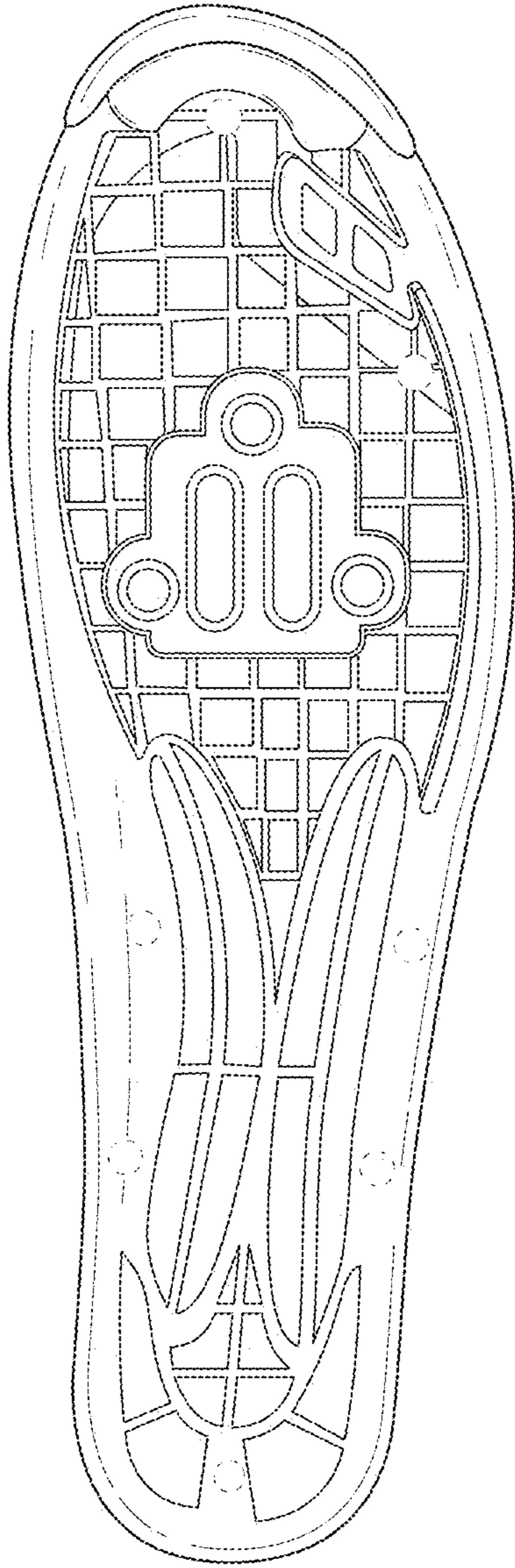


FIG. 6

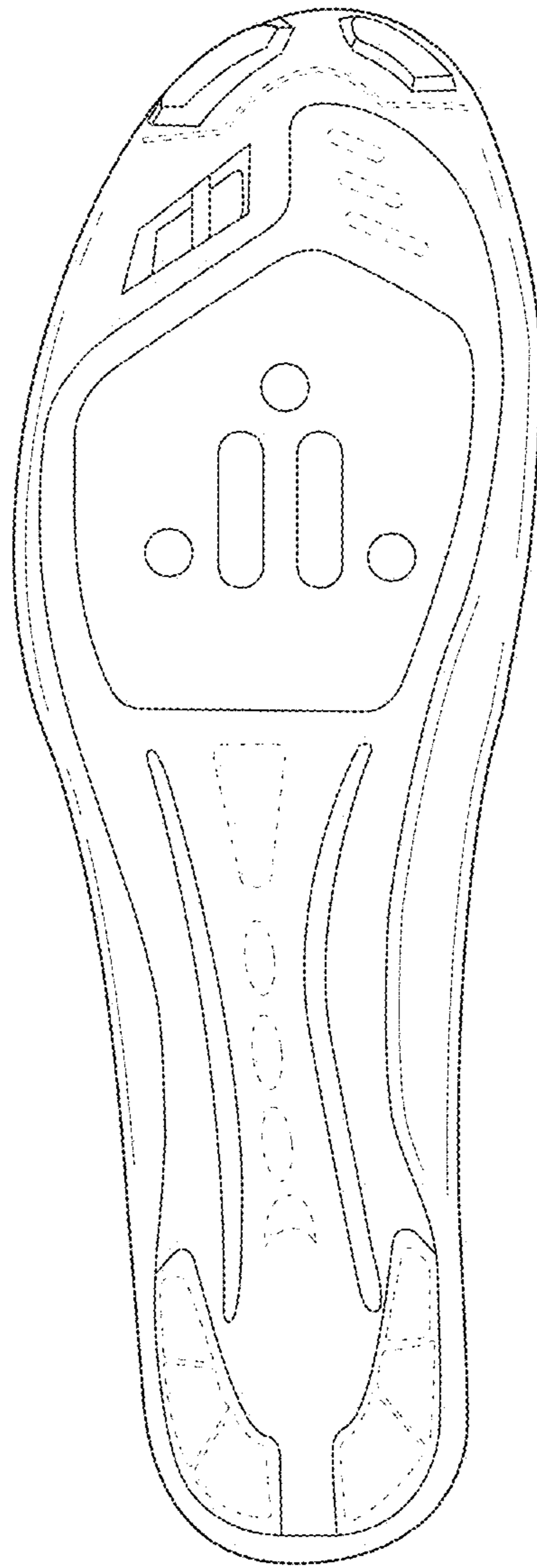


FIG. 7