



US00D957797S

(12) **United States Design Patent**  
**Lin**

(10) **Patent No.:** **US D957,797 S**  
(45) **Date of Patent:** **\*\* Jul. 19, 2022**

(54) **SHOE**

(71) Applicant: **QUANZHOU XUENA SHOES AND CLOTHING CO., LTD.**, Quanzhou (CN)

(72) Inventor: **Juan Lin**, Quanzhou (CN)

(73) Assignee: **QUANZHOU XUENA SHOES AND CLOTHING CO., LTD.**, Quanzhou (CN)

(\*\*) Term: **15 Years**

(21) Appl. No.: **29/771,527**

(22) Filed: **Feb. 23, 2021**

(51) **LOC (13) Cl.** ..... **02-04**

(52) **U.S. Cl.**  
USPC ..... **D2/944**; D2/916; D2/954

(58) **Field of Classification Search**  
USPC ..... D2/896, 902–908, 916–918, 923, 944,  
D2/946, 951–954, 969, 972–974  
CPC ..... A43B 5/001–025; A43B 5/06; A43B 5/04  
See application file for complete search history.

(56) **References Cited**

**U.S. PATENT DOCUMENTS**

D447,859 S *	9/2001	Matis	.....	D2/907
D476,144 S *	6/2003	Adams	.....	D2/969
6,701,644 B2 *	3/2004	Oorei	.....	A43C 1/00 36/129
D528,270 S *	9/2006	Keen	.....	D2/916
D570,082 S *	6/2008	Belley	.....	D2/969
D698,532 S *	2/2014	Mochen	.....	D2/916
D747,090 S *	1/2016	Raasch	.....	D2/972

D851,368 S *	6/2019	Fuerst, Sr.	.....	D2/916
D857,349 S *	8/2019	Louboutin	.....	D2/907
D888,404 S	6/2020	Gibson		
D891,042 S	7/2020	Gallo		
D893,848 S	8/2020	Swierszczyk		
D893,847 S	9/2020	Jenkins et al.		
D894,575 S	9/2020	Verfl et al.		
D904,751 S	12/2020	Kanata		
D905,948 S	12/2020	Foresta		
D909,024 S	2/2021	Mazza		
D910,997 S *	2/2021	Little	.....	D2/954
D922,041 S *	6/2021	Hesterberg	.....	D2/947
D933,346 S *	10/2021	Hodel	.....	D2/947
D934,542 S *	11/2021	Bidal	.....	D2/947

\* cited by examiner

*Primary Examiner* — Rashida C. Walshon

(74) *Attorney, Agent, or Firm* — Law Offices of Steven W. Weinrieb

(57) **CLAIM**

The ornamental design for a shoe, as shown and described.

**DESCRIPTION**

FIG. 1 is a front, left side, top perspective view of a shoe showing my new design;  
FIG. 2 is a rear, right side, bottom perspective view thereof;  
FIG. 3 is a top plan view thereof;  
FIG. 4 is a bottom plan view thereof;  
FIG. 5 is a left side elevational view thereof;  
FIG. 6 is a right side elevational view thereof;  
FIG. 7 is a front elevational view thereof; and,  
FIG. 8 is a rear elevational view thereof.  
The broken lines depict portions of the shoe that form no part of the claimed design.

**1 Claim, 8 Drawing Sheets**



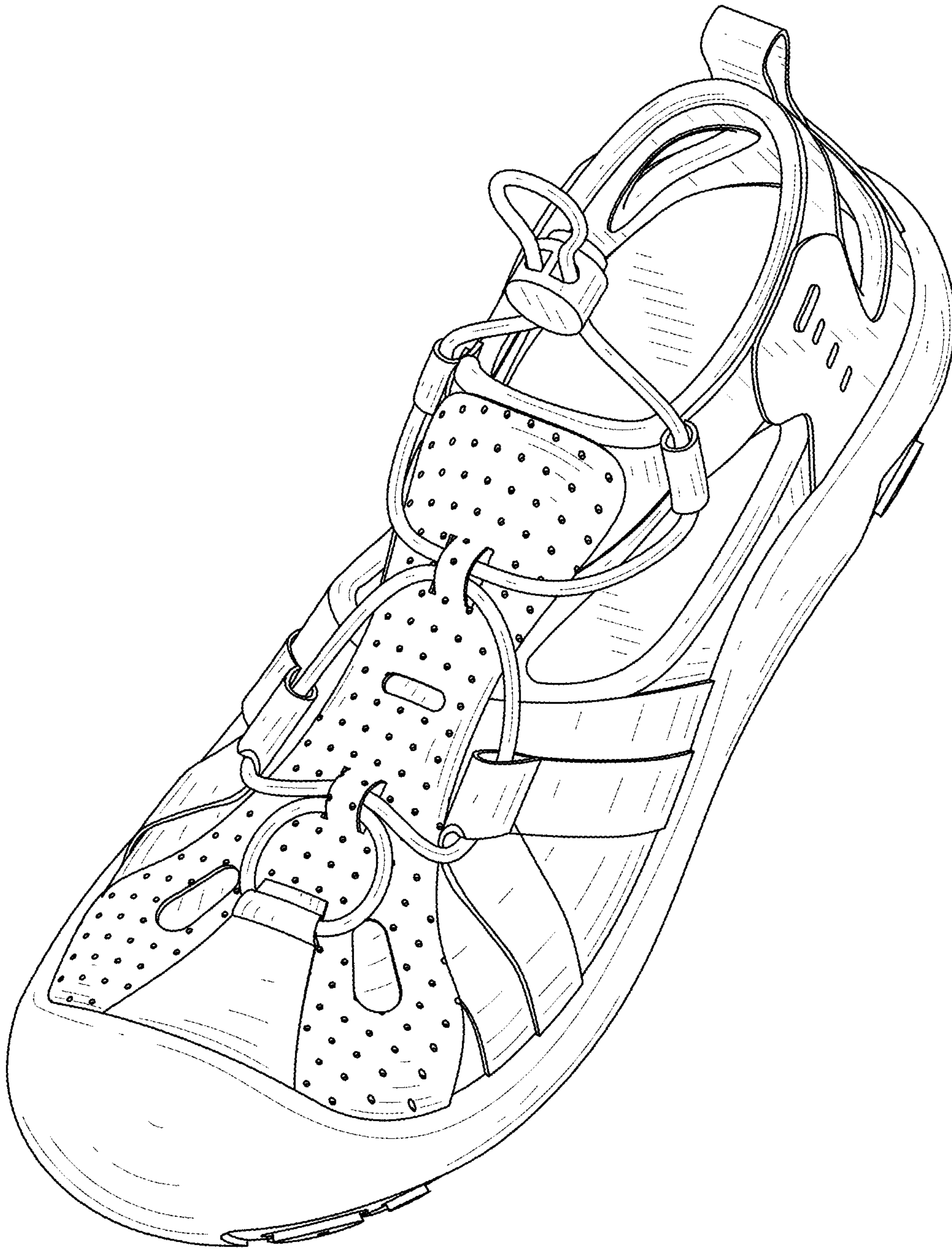


FIG. 1






FIG.2

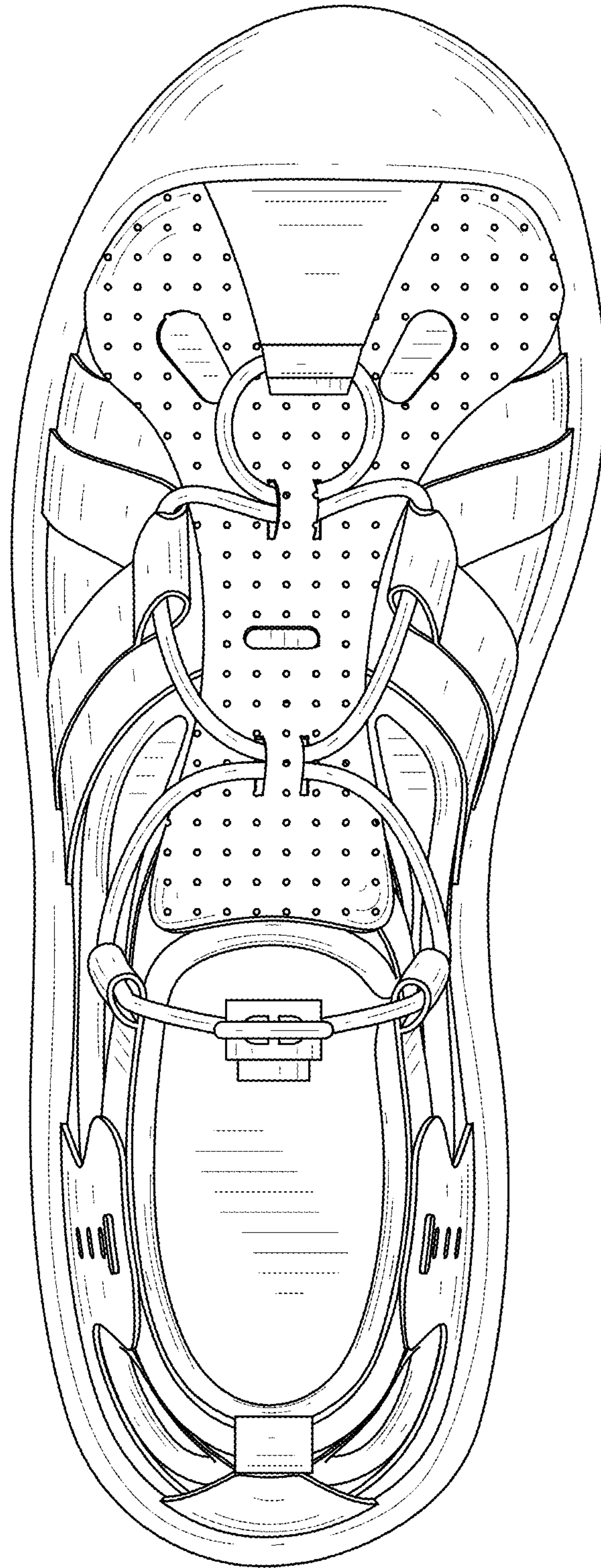


FIG.3

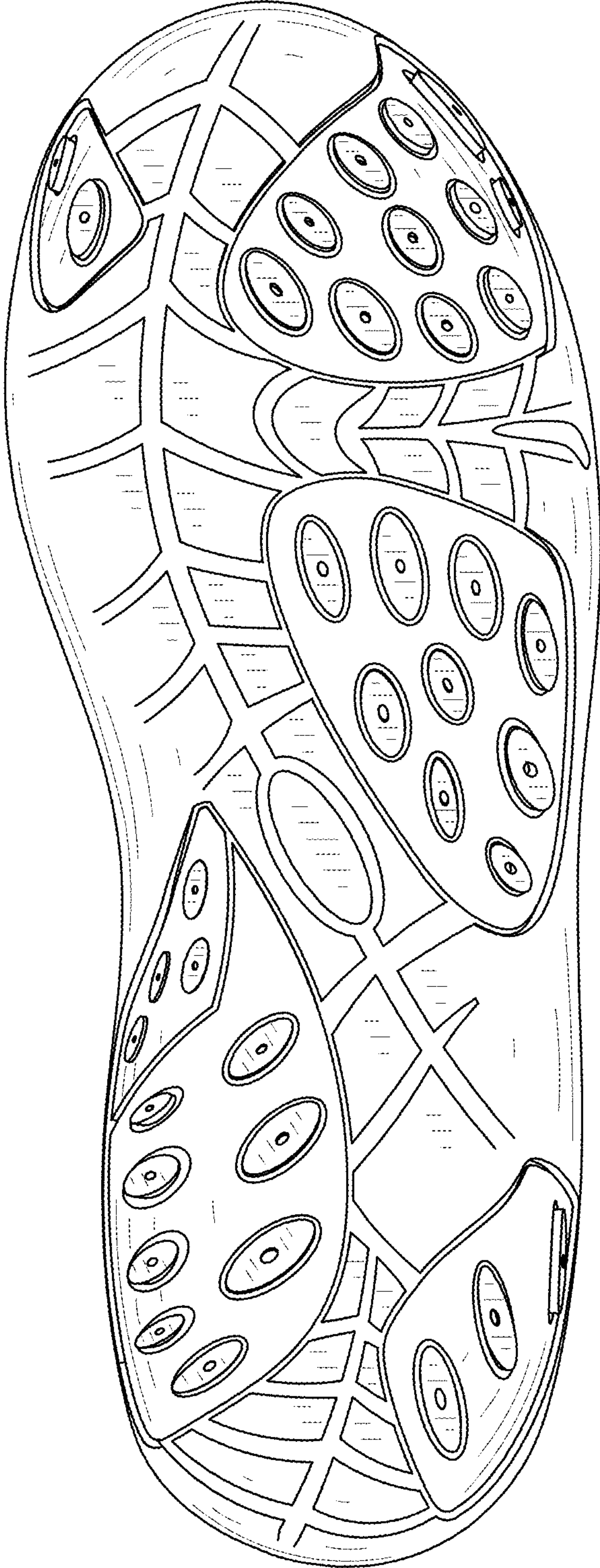


FIG.4



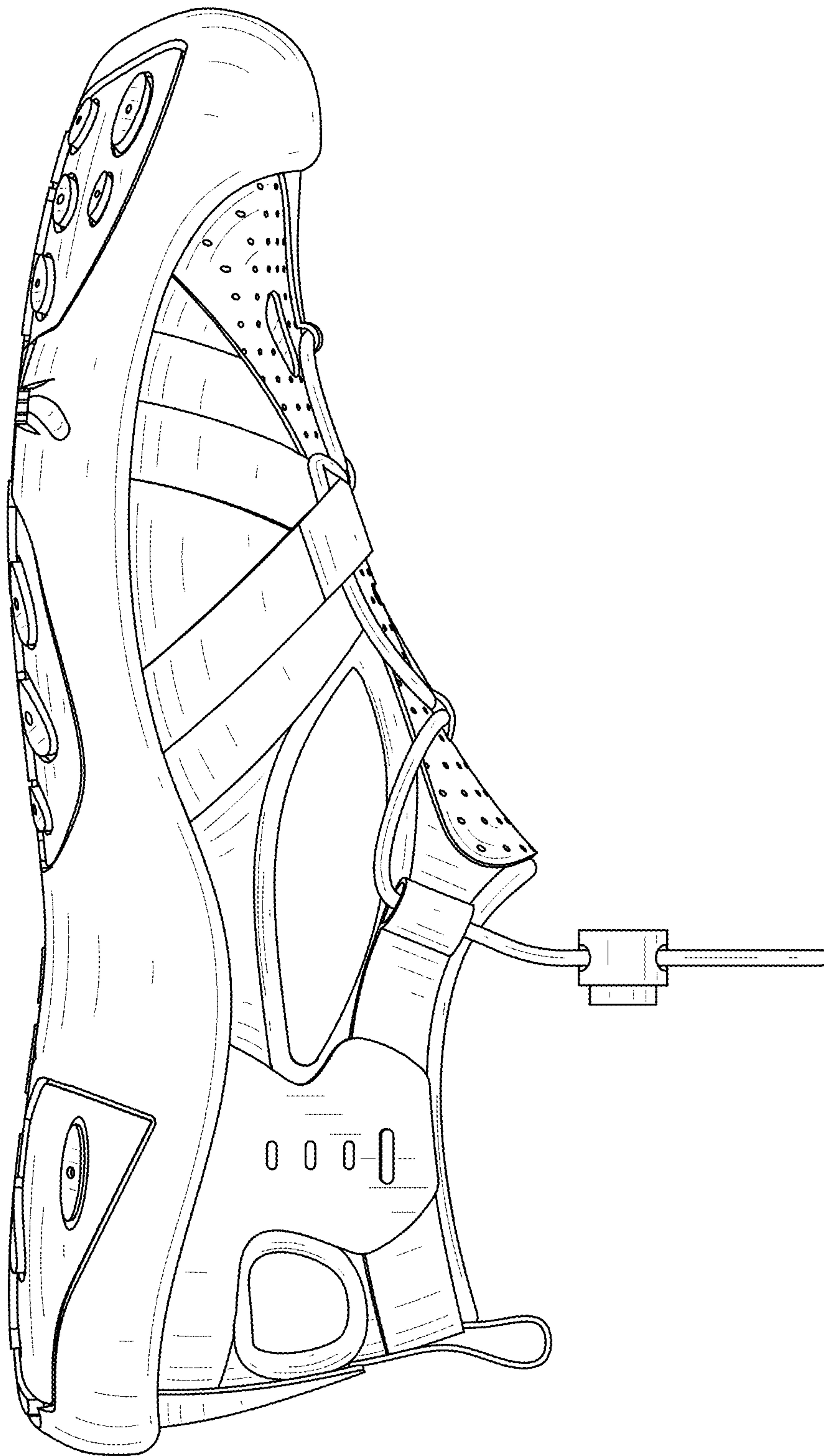


FIG.5

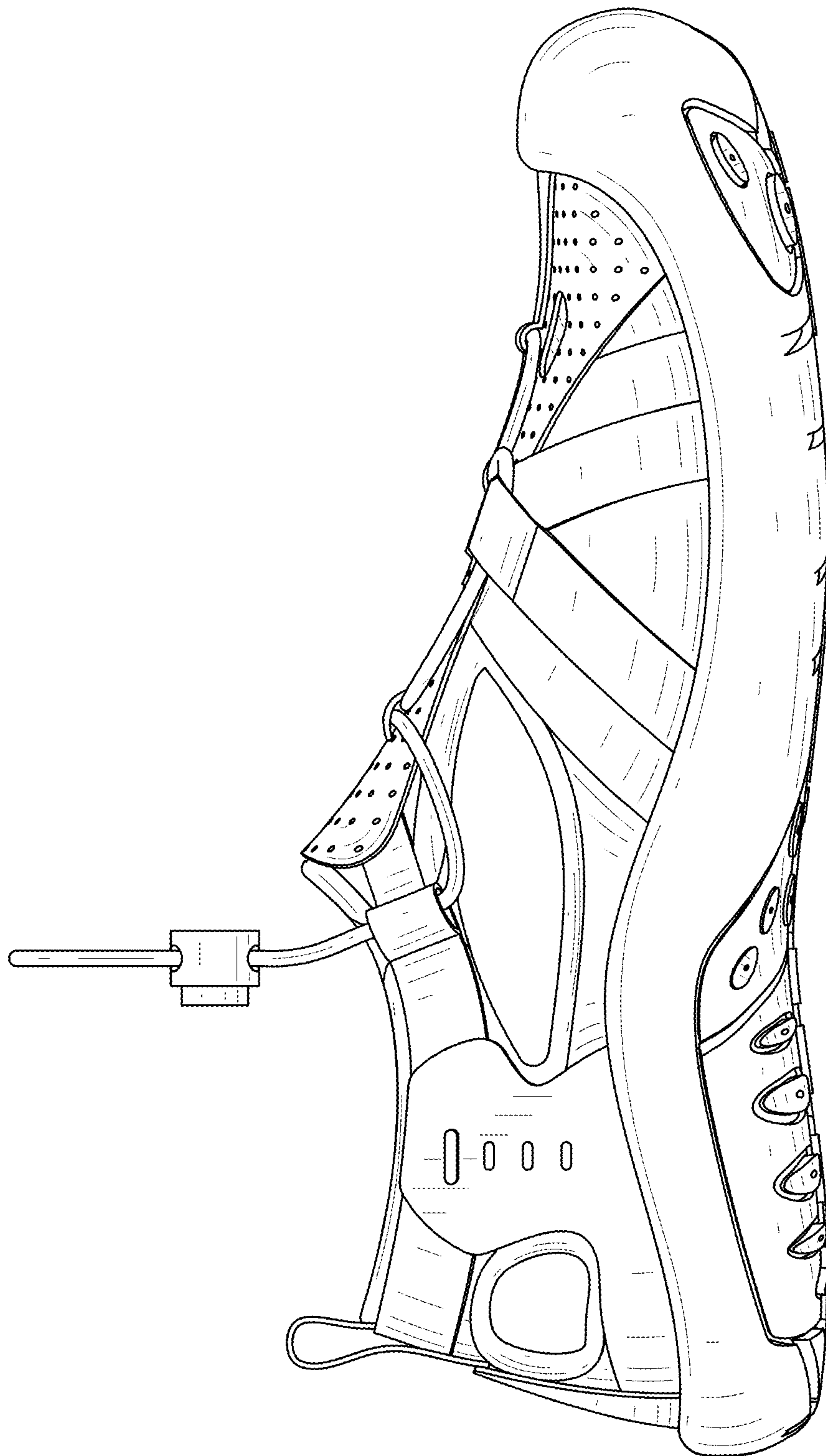


FIG.6

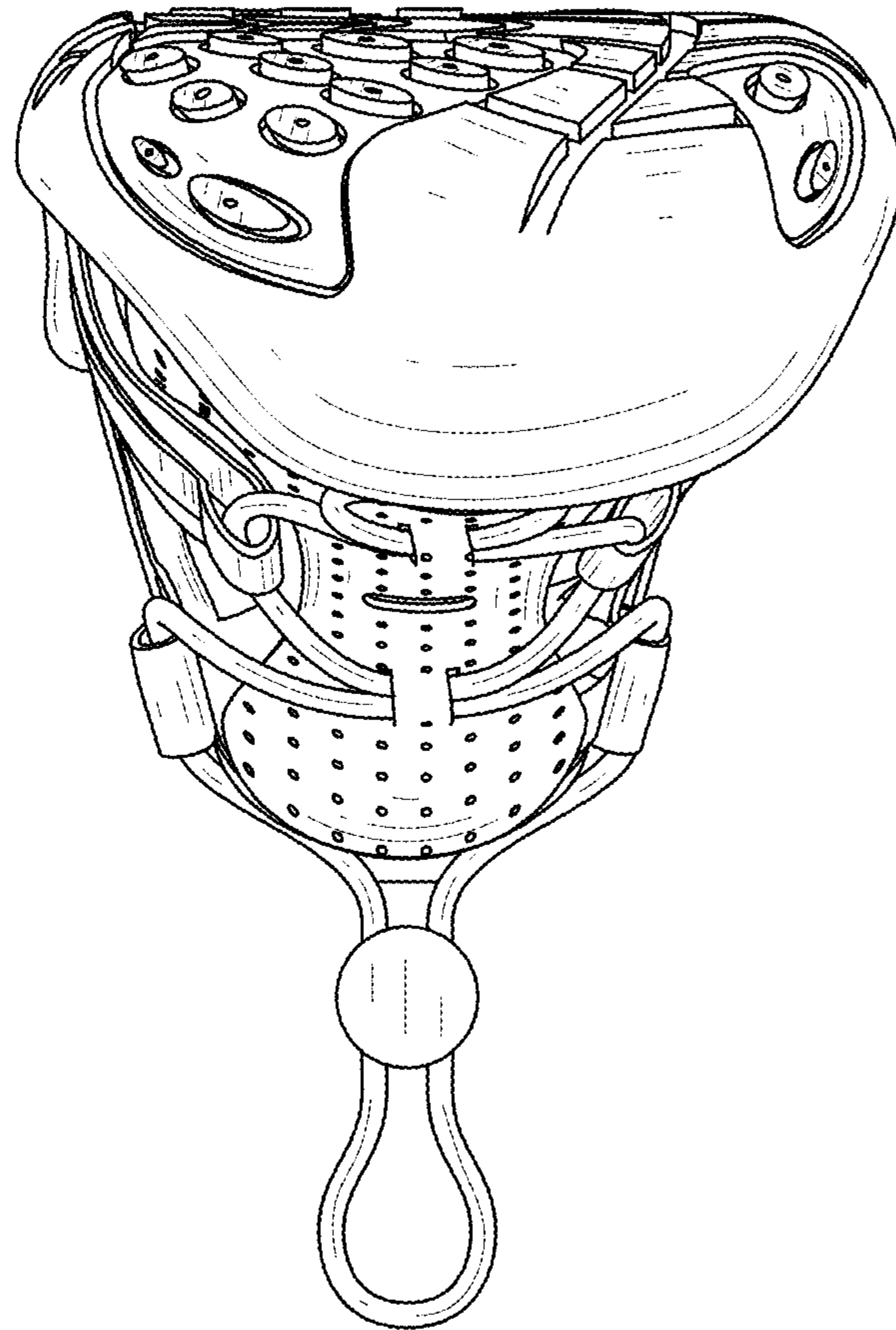


FIG. 7



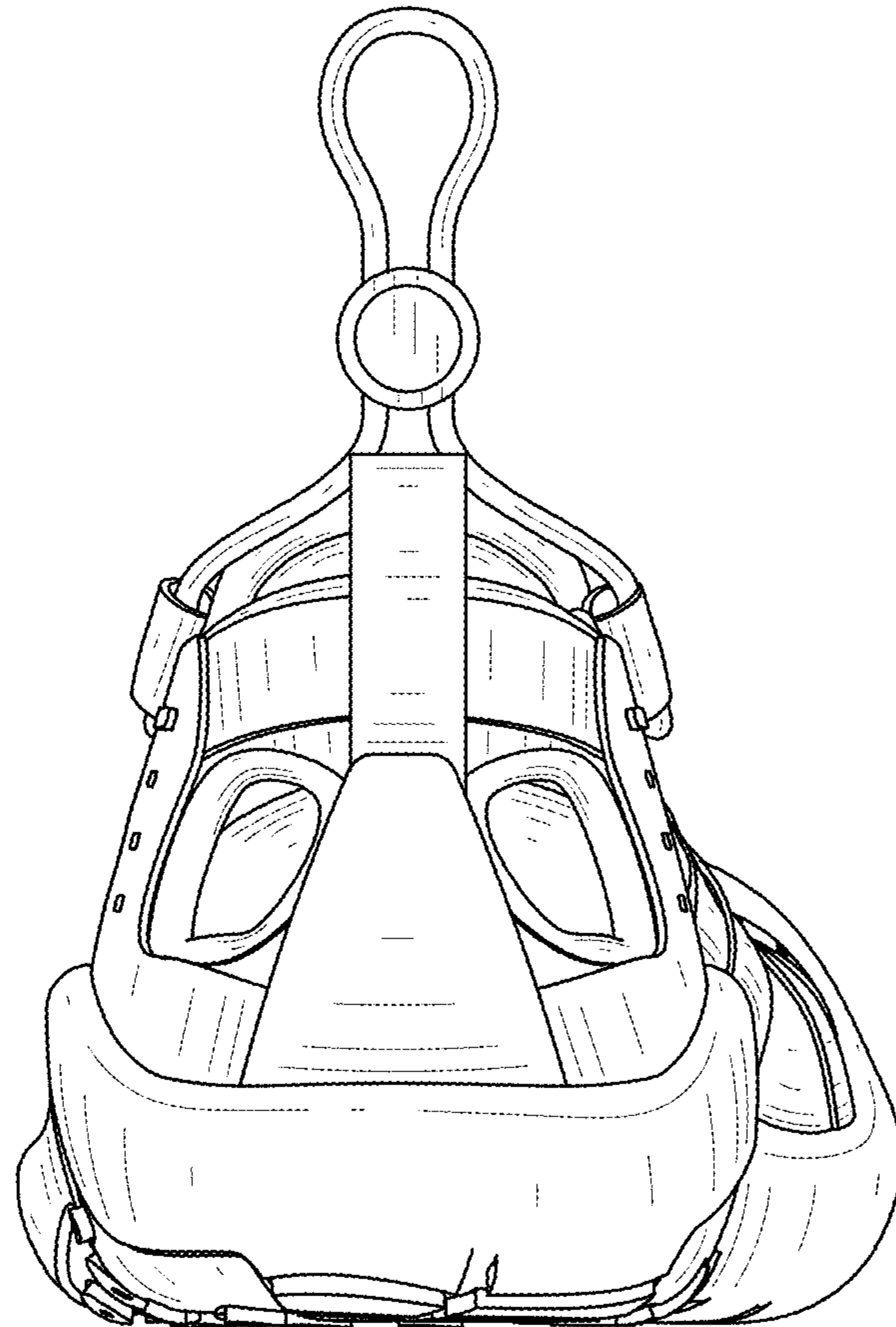


FIG.8