



US00D957794S

(12) **United States Design Patent**
Lin

(10) **Patent No.:** **US D957,794 S**
(45) **Date of Patent:** **** Jul. 19, 2022**

- (54) **PAIR OF SHOES**
- (71) Applicant: **Kongchai Lin**, Fujian (CN)
- (72) Inventor: **Kongchai Lin**, Fujian (CN)
- (**) Term: **15 Years**
- (21) Appl. No.: **29/777,097**
- (22) Filed: **Apr. 2, 2021**
- (51) **LOC (13) Cl.** **02-04**
- (52) **U.S. Cl.**
USPC **D2/908**; D2/953; D2/960
- (58) **Field of Classification Search**
USPC D2/896, 902, 905, 907, 908, 943, 944,
D2/946, 947, 951, 953, 954, 956, 960
CPC .. A43B 1/00; A43B 1/02; A43B 1/028; A43B
1/04; A43B 1/05; A43B 1/10; A43B 1/12;
A43B 1/14; A43B 5/00; A43B 5/001;
A43B 5/002; A43B 5/003; A43B 5/007;
A43B 5/008; A43B 5/02; A43B 5/06;
A43B 5/10; A43B 5/14; A43B 13/00;
A43B 13/02; A43B 13/04; A43B 13/06;
A43B 13/12; A43B 13/122; A43B
13/125; A43B 13/127; A43B 13/14; A43B
13/141; A43B 13/18; A43B 13/181; A43B
13/189; A43B 13/32
See application file for complete search history.

- (56) **References Cited**
U.S. PATENT DOCUMENTS
D286,820 S * 11/1986 Lu D2/908
D335,385 S * 5/1993 Kawabata D2/908
D413,718 S * 9/1999 Lupo D2/972
D422,400 S * 4/2000 Brady D2/954

- D536,861 S * 2/2007 Rasmussen D2/954
- D662,695 S * 7/2012 McVicker D2/907
- D773,156 S * 12/2016 Slimane D2/907
- D779,182 S * 2/2017 Hobson D2/960
- D798,547 S * 10/2017 Hobson D2/908
- D862,047 S * 10/2019 Patillon D2/908
- D869,128 S * 12/2019 DiFrancisco D2/908
- D885,714 S * 6/2020 Hardy D2/908
- D909,023 S * 2/2021 Xiong D2/908
- D914,347 S 3/2021 Desphy, V
- D914,348 S 3/2021 Holmes
- 2012/0073160 A1* 3/2012 Marvin A43B 13/188
36/28

* cited by examiner

Primary Examiner — Elizabeth J Oswecki
(74) *Attorney, Agent, or Firm* — ScienBiziP, P.C.

(57) **CLAIM**

The ornamental design for a pair of shoes, as shown and described.

DESCRIPTION

FIG. 1 is a front, left, and top perspective view of a pair of shoes, showing my new design for a left foot;
 FIG. 2 is a front, left and bottom perspective view of a pair of shoes, showing my new design thereof;
 FIG. 3 is a top plan view thereof;
 FIG. 4 is a bottom plan view thereof;
 FIG. 5 is a left side elevation view thereof;
 FIG. 6 is a right side elevation view thereof;
 FIG. 7 is a front elevation view thereof; and,
 FIG. 8 is a rear elevation view thereof.
 A pair of shoes for a right foot is a mirror image of the pair of shoes for a left foot as shown in FIGS. 1 to 8.

1 Claim, 8 Drawing Sheets

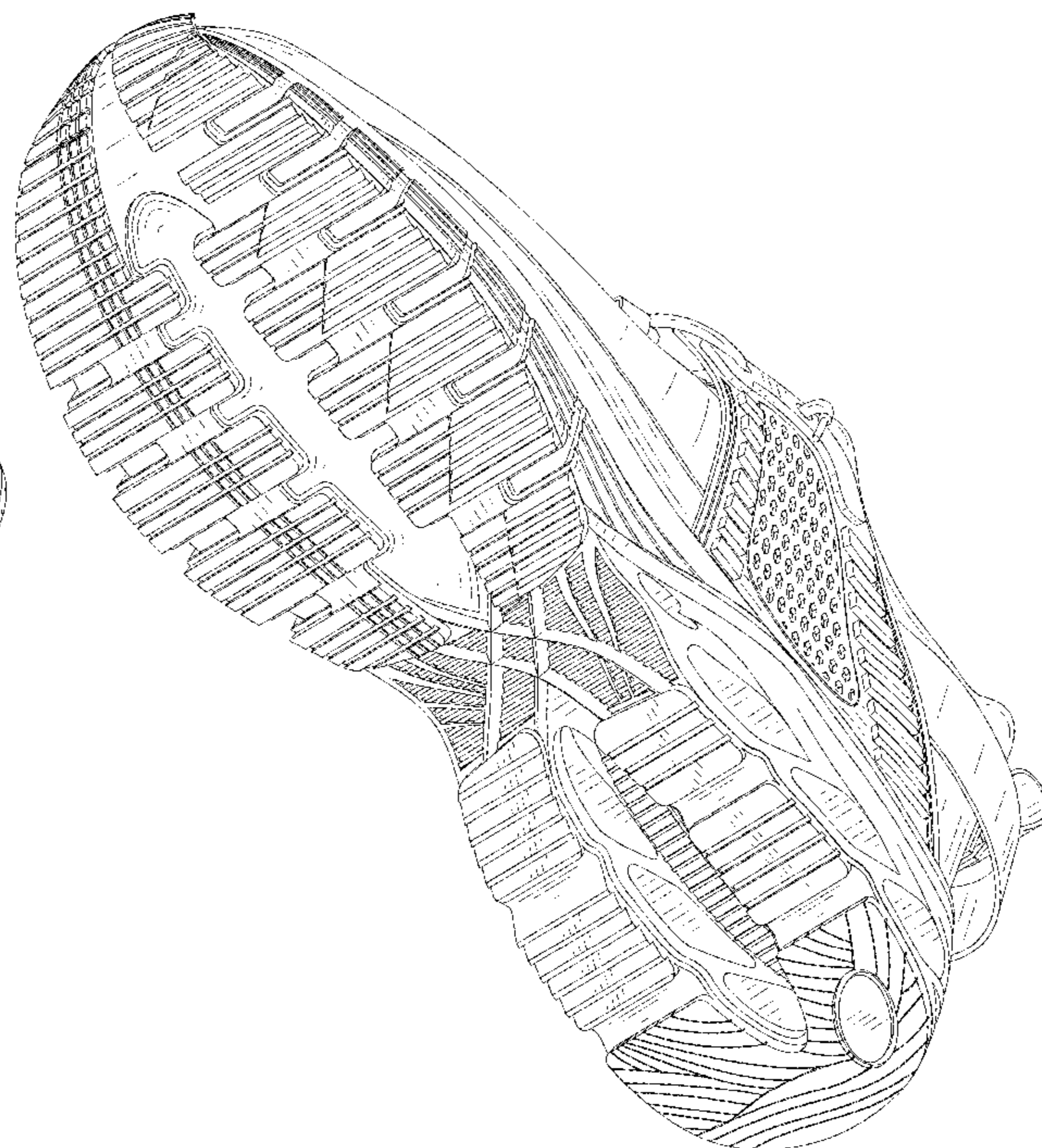




FIG.1

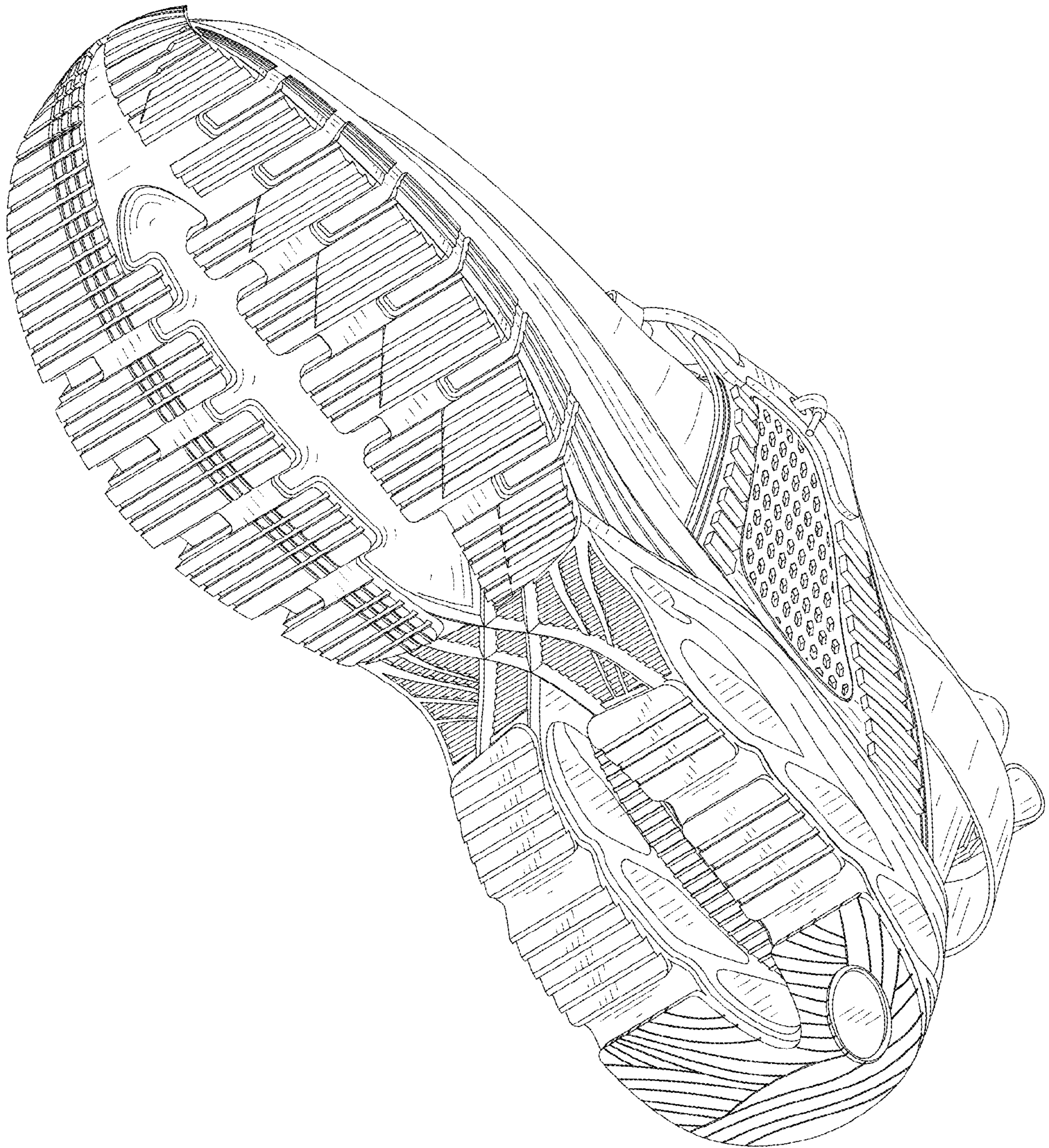


FIG.2

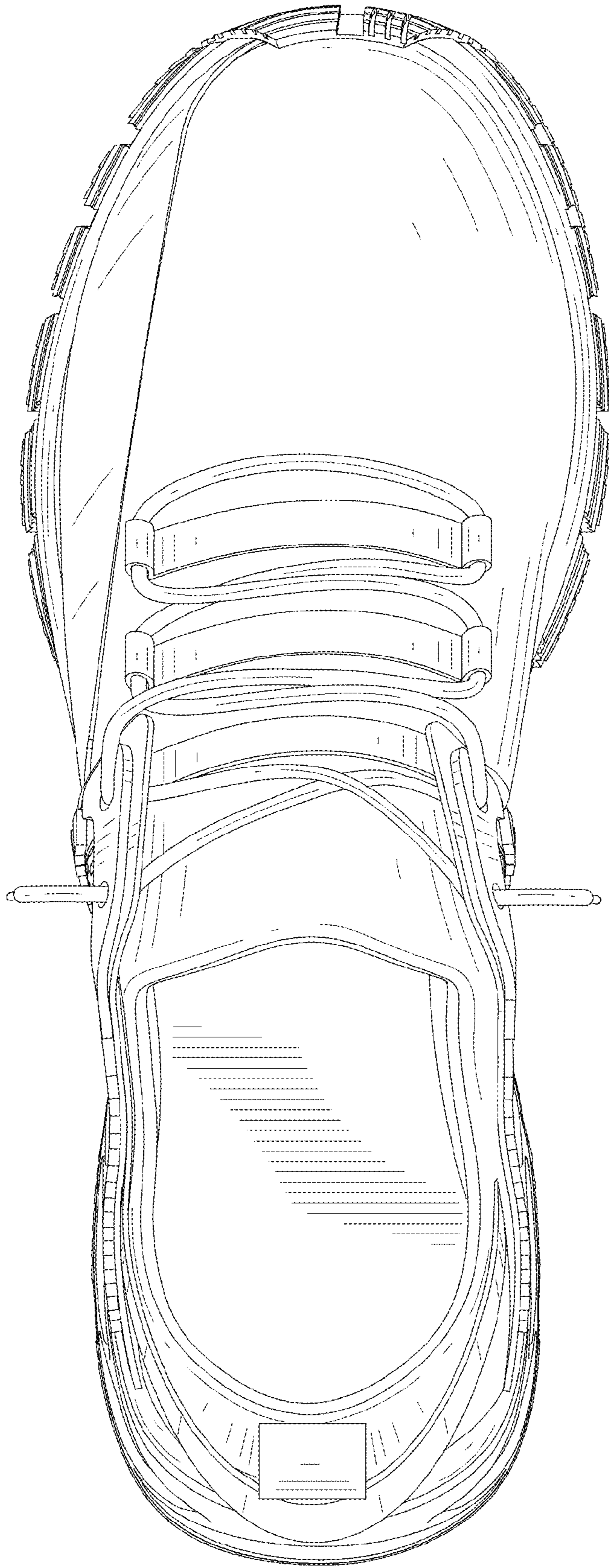


FIG.3

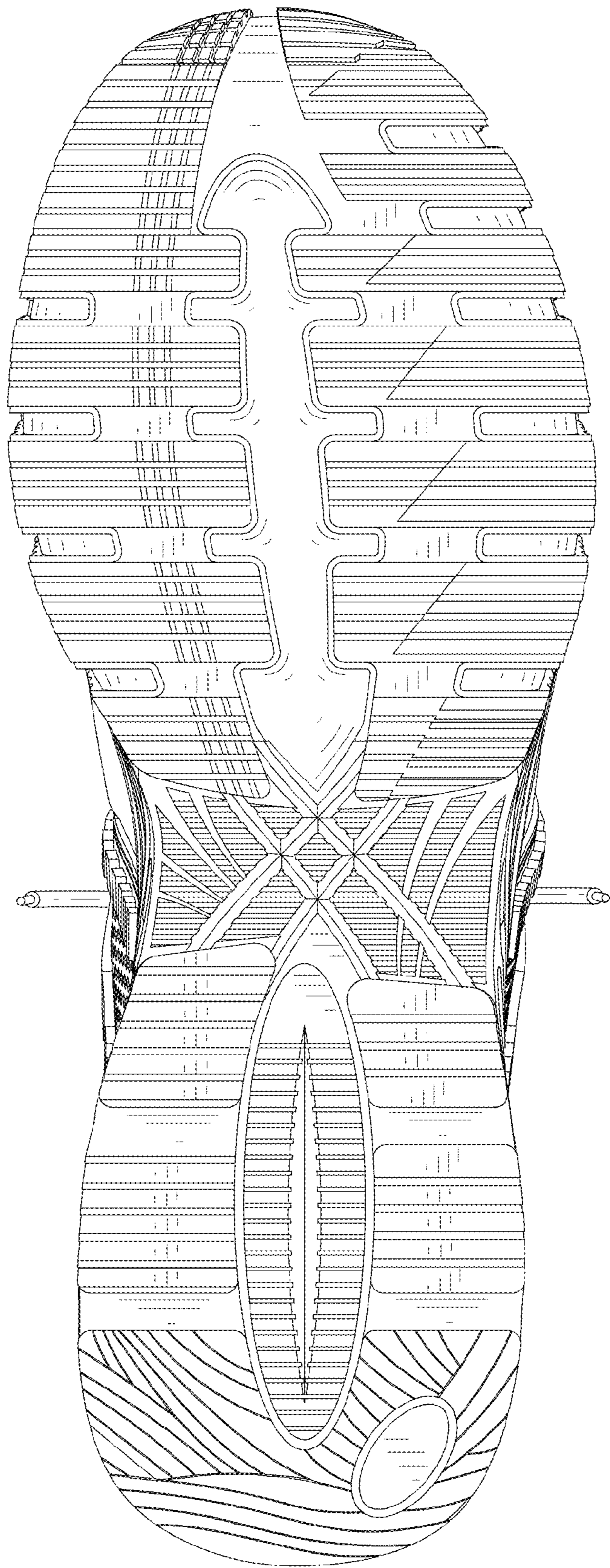


FIG.4

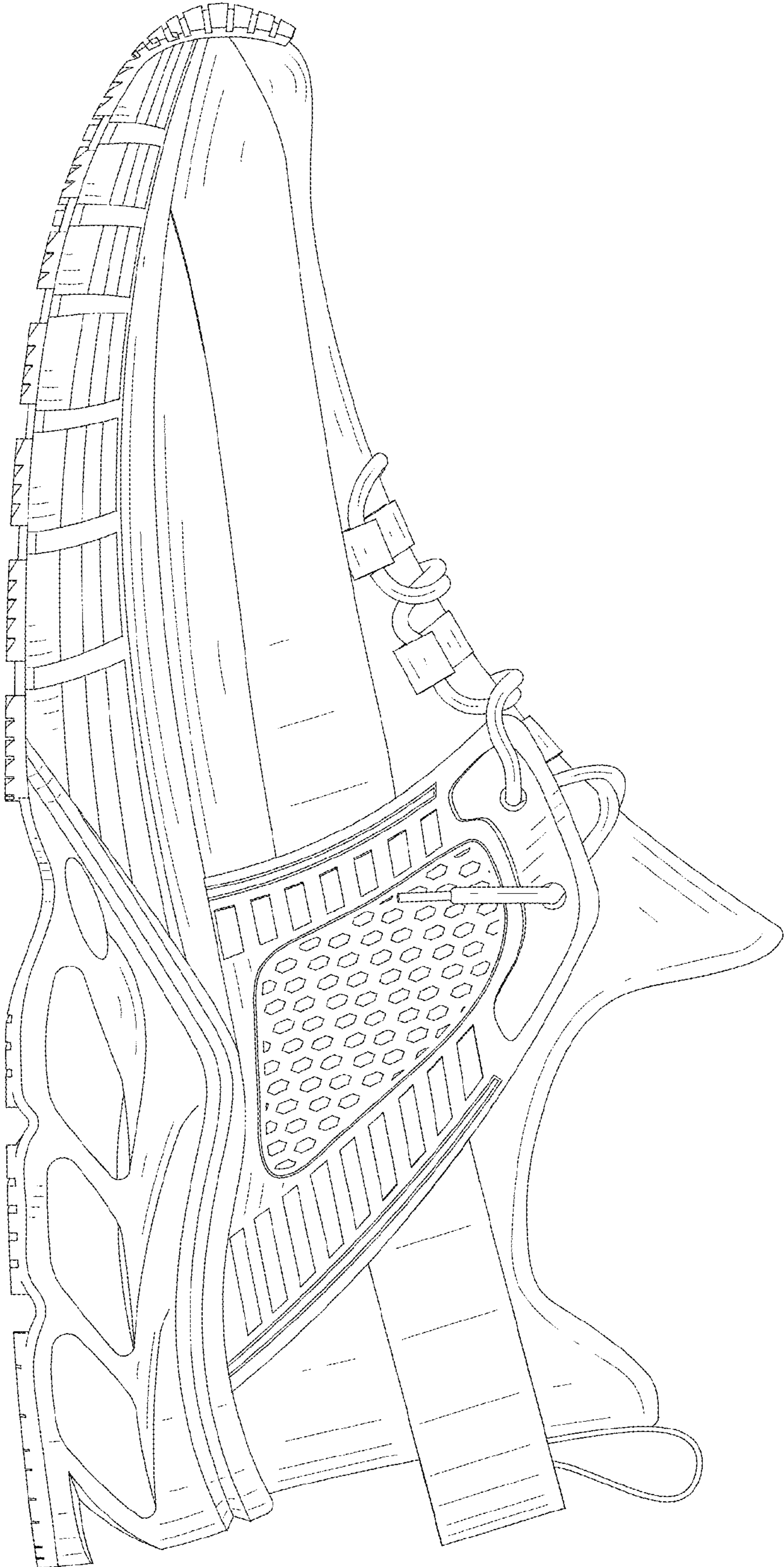


FIG.5

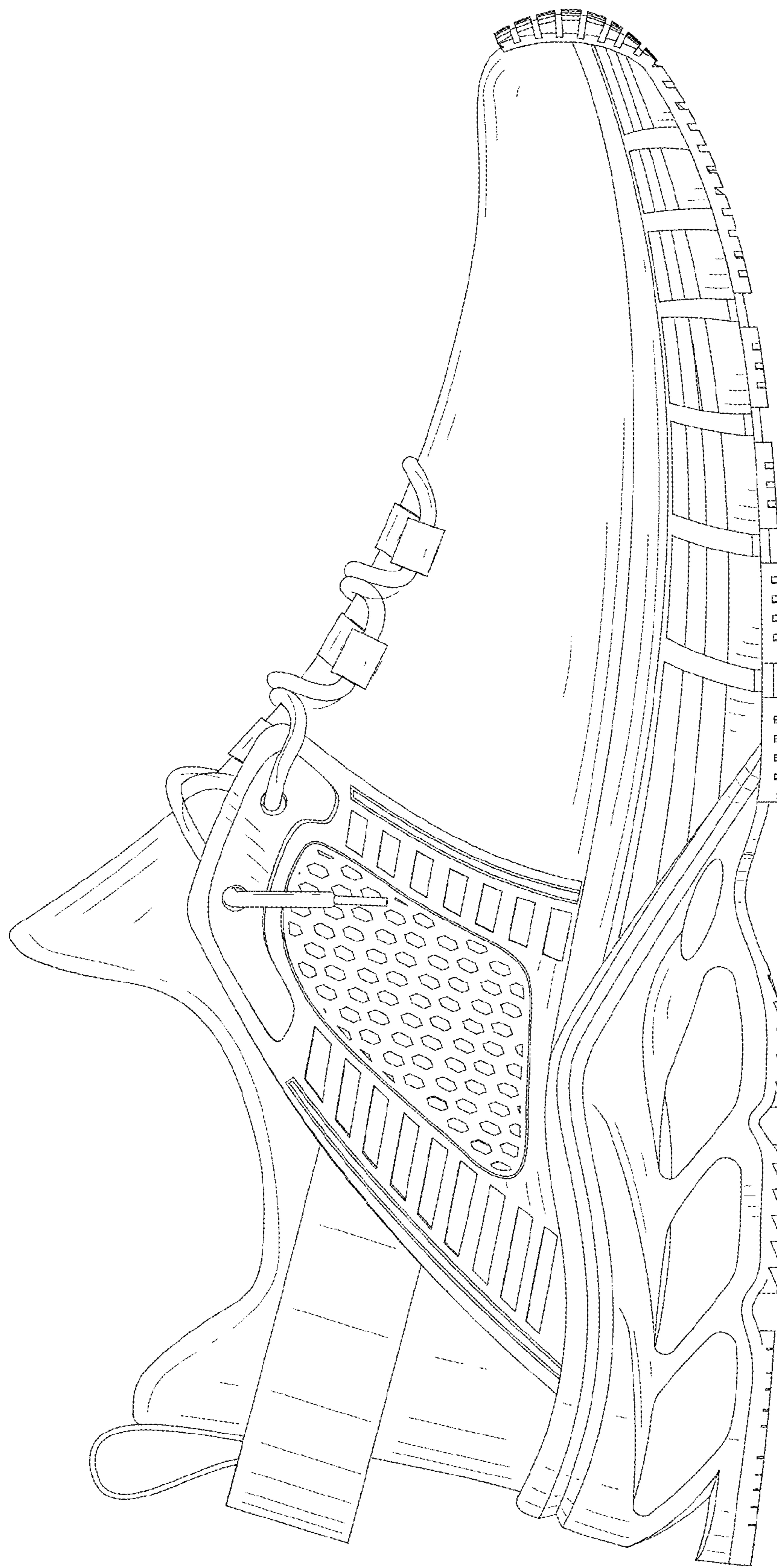


FIG.6

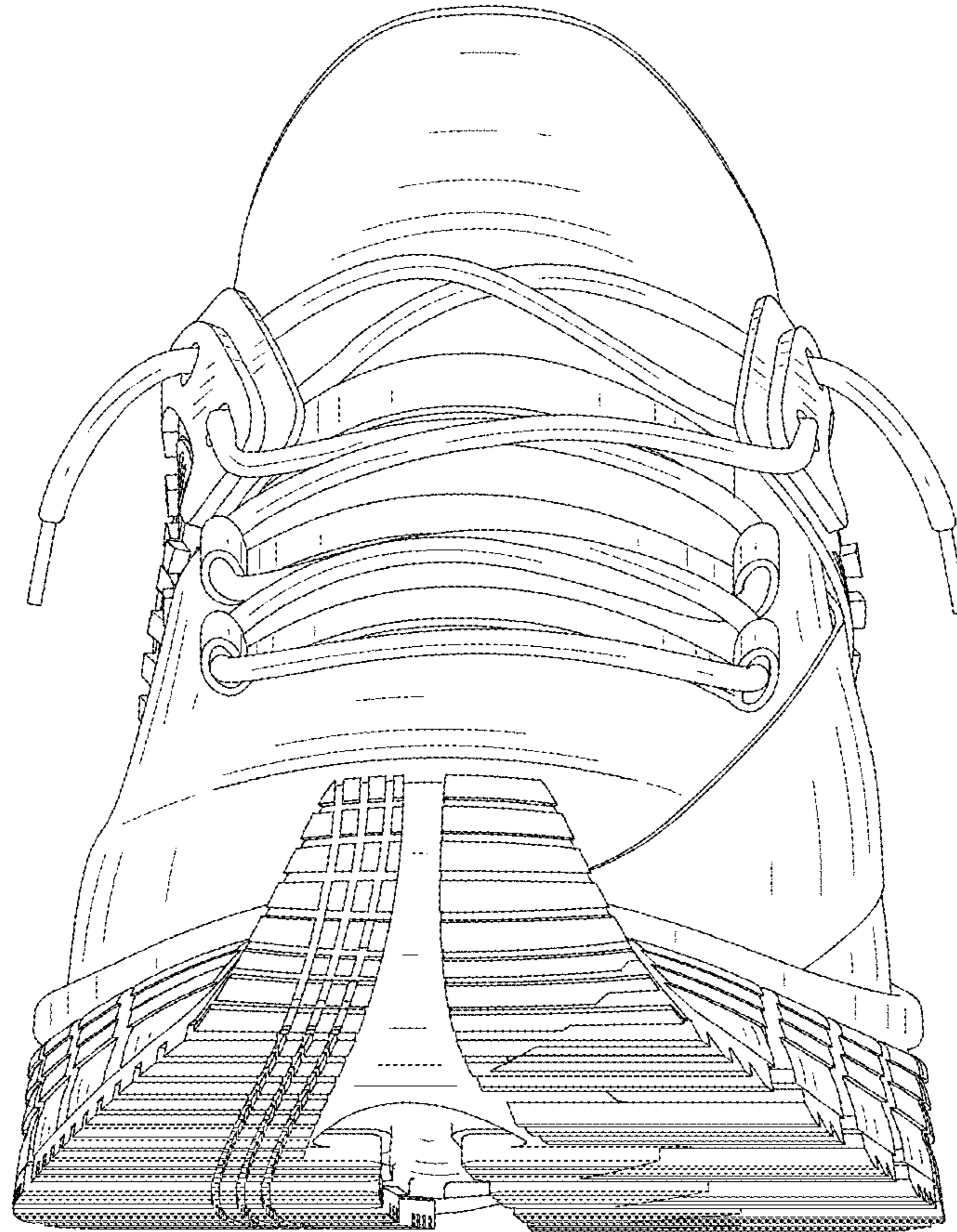


FIG.7

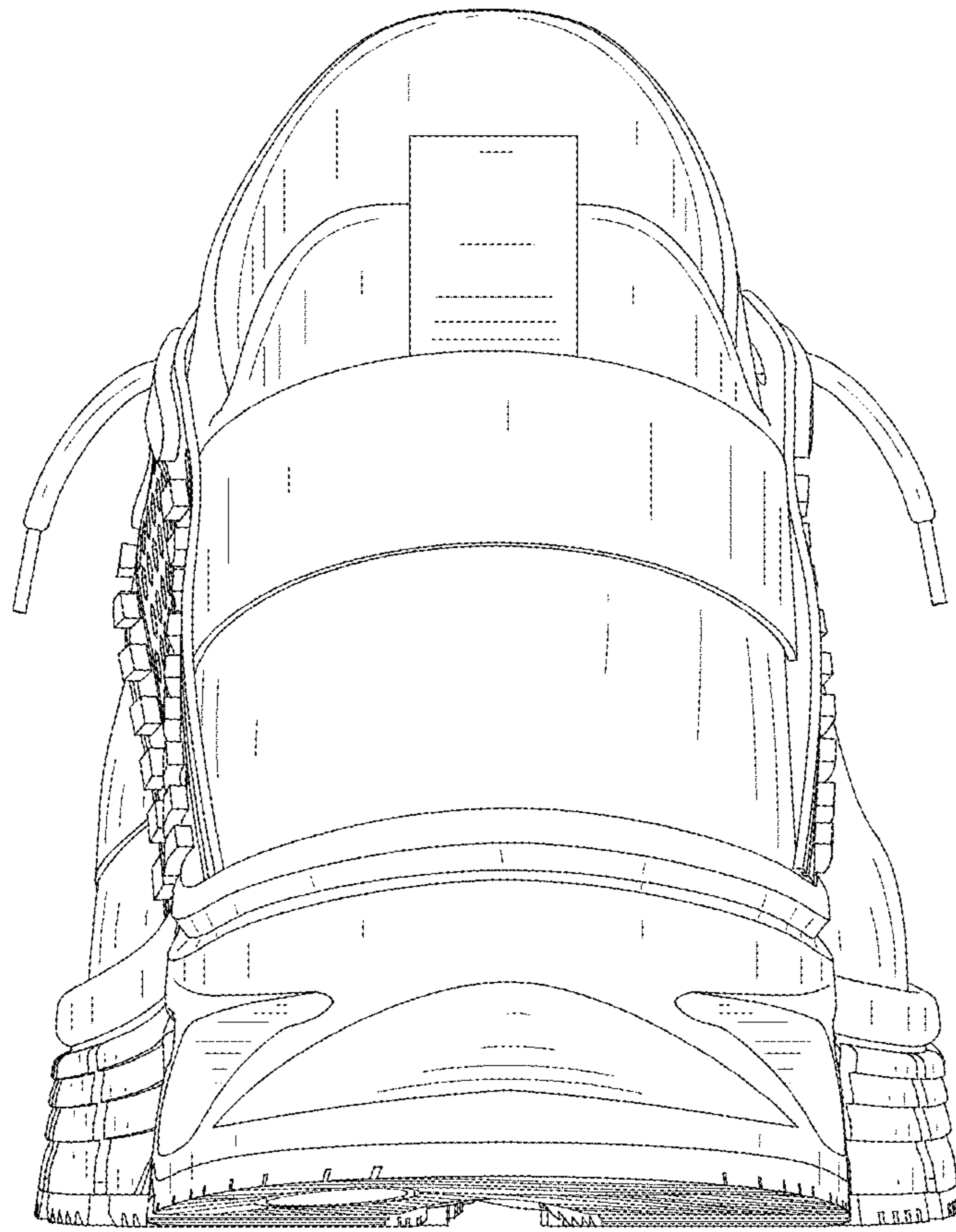


FIG.8