



US00D957786S

(12) **United States Design Patent** (10) **Patent No.:** **US D957,786 S**
Abloh et al. (45) **Date of Patent:** **** Jul. 19, 2022**

(54) **GLOVE**
(71) Applicant: **OFF-WHITE, LLC**, New York, NY (US)
(72) Inventors: **Virgil Abloh**, New York, NY (US); **Maria Giulia Migliore**, Milan (IT)
(73) Assignee: **OFF-WHITE, LLC**, New York, NY (US)
(**) Term: **15 Years**
(21) Appl. No.: **29/737,173**
(22) Filed: **Jun. 5, 2020**
(51) **LOC (13) Cl.** **02-06**
(52) **U.S. Cl.**
USPC **D2/621**
(58) **Field of Classification Search**
USPC D2/610, 617, 621, 622; D29/113, 117.1, D29/117.2, 119
CPC A41D 19/01; A41D 19/015
See application file for complete search history.

(56) **References Cited**
U.S. PATENT DOCUMENTS
D39,685 S * 12/1908 Oliver D2/621
D54,675 S * 3/1920 Perrone D2/621
D479,384 S * 9/2003 Sims D2/617
D710,548 S * 8/2014 Salzman D29/117.1
D712,098 S * 8/2014 Salzman D29/117.1
D824,139 S * 7/2018 Lawrence D2/617
D893,807 S * 8/2020 Eichenbaum D29/117.1

OTHER PUBLICATIONS
Off-white Long Leather Gloves, posted at modesens.com, posting date not given, [online], [site visited Feb. 3, 2022]. Available from

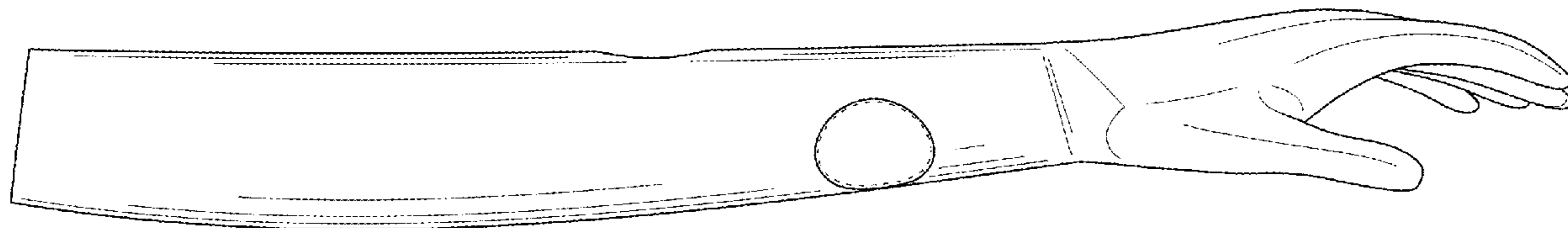
Internet, URL: <https://modesens.com/product/off-white-long-leather-gloves-black-19462151/> (Year: 2022).*
Off-White Virgil Abloh Paris Fashion Week gloves, posted at crfashionbook.com, posting date Sep. 26, 2019, [online], [site visited Feb. 3, 2022]. Available from Internet, URL: <https://www.crfashionbook.com/fashion/g29211814/every-look-off-white-springsummer-2020/?slide=26> (Year: 2019).*

* cited by examiner
Primary Examiner — George D. Kirschbaum
Assistant Examiner — Maria J. Edwards
(74) *Attorney, Agent, or Firm* — Epstein Drangel LLP; Robert L. Epstein

(57) **CLAIM**
The ornamental design for a glove, substantially as shown and described.

DESCRIPTION
FIG. 1 is an isometric view of the glove showing the top, front and right side of our design;
FIG. 2 is an isometric view showing the bottom, rear and left side thereof;
FIG. 3 is a front elevation view thereof;
FIG. 4 is a rear elevation view thereof;
FIG. 5 is an elevation view of the left side thereof;
FIG. 6 is an elevation view of the right side thereof;
FIG. 7 is a top plan view thereof; and,
FIG. 8 is a bottom plan view thereof.
The broken lines in the figures indicate features which are not part of the claimed design.

1 Claim, 5 Drawing Sheets



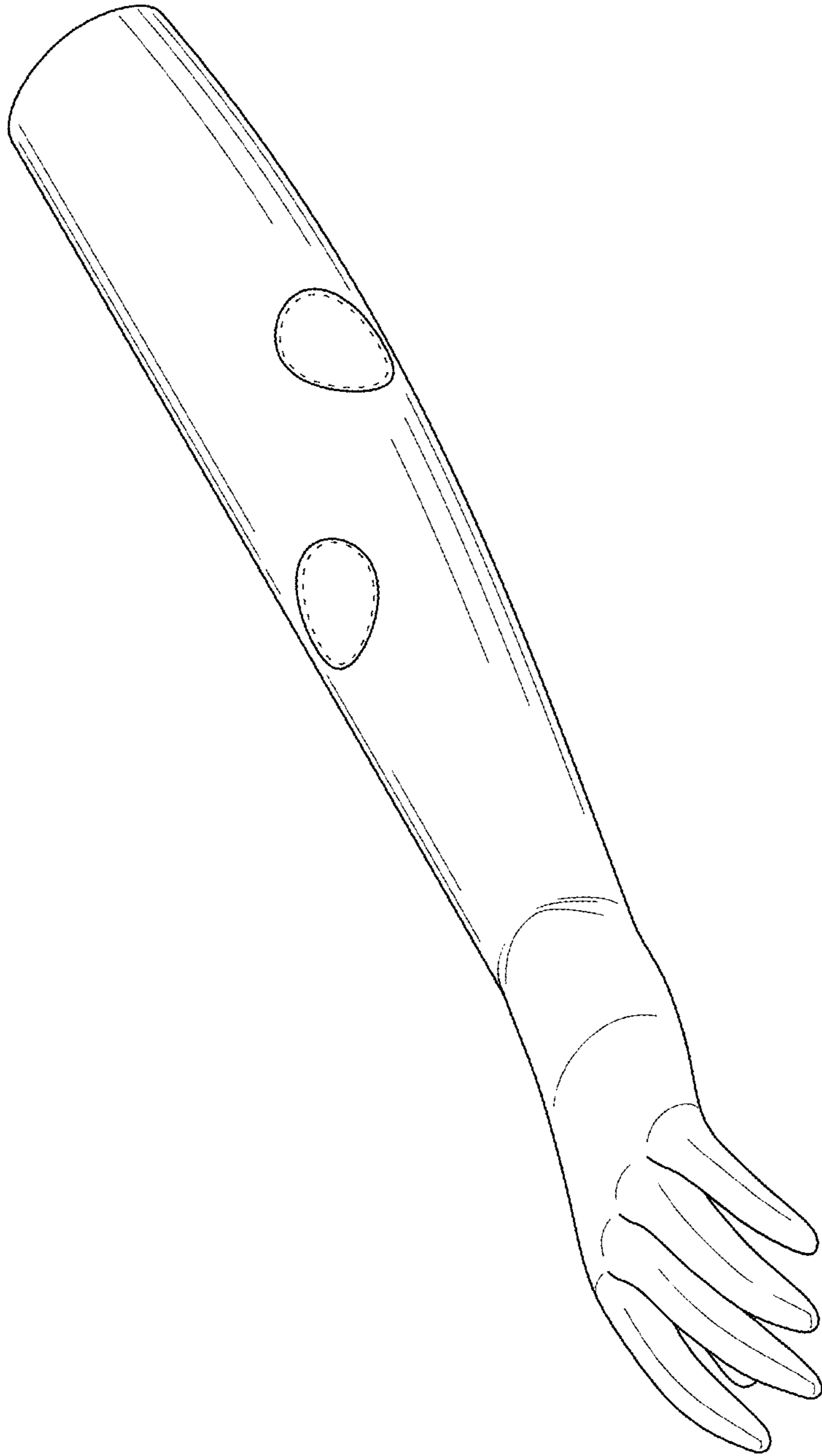


FIG. 1

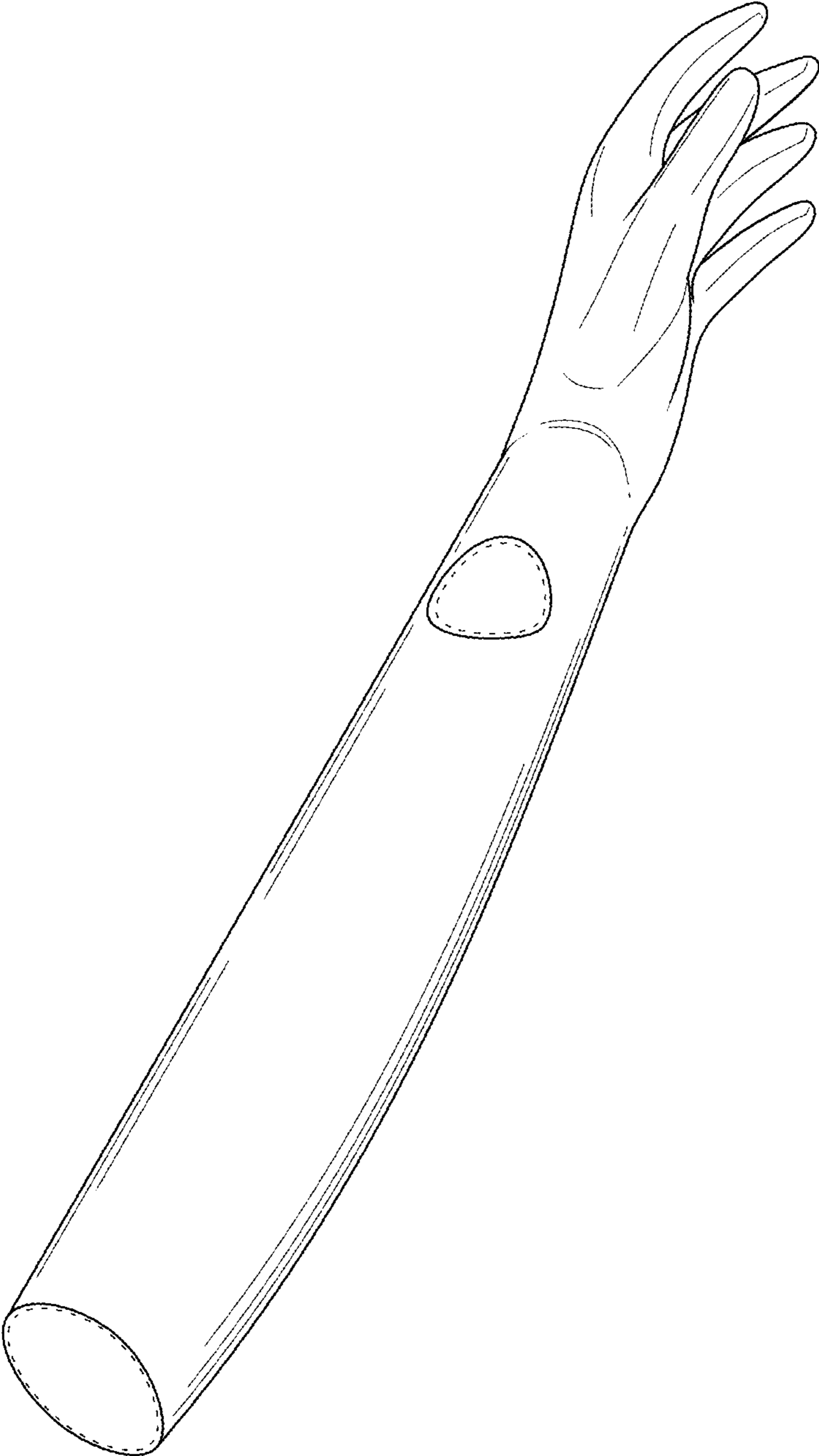


FIG. 2

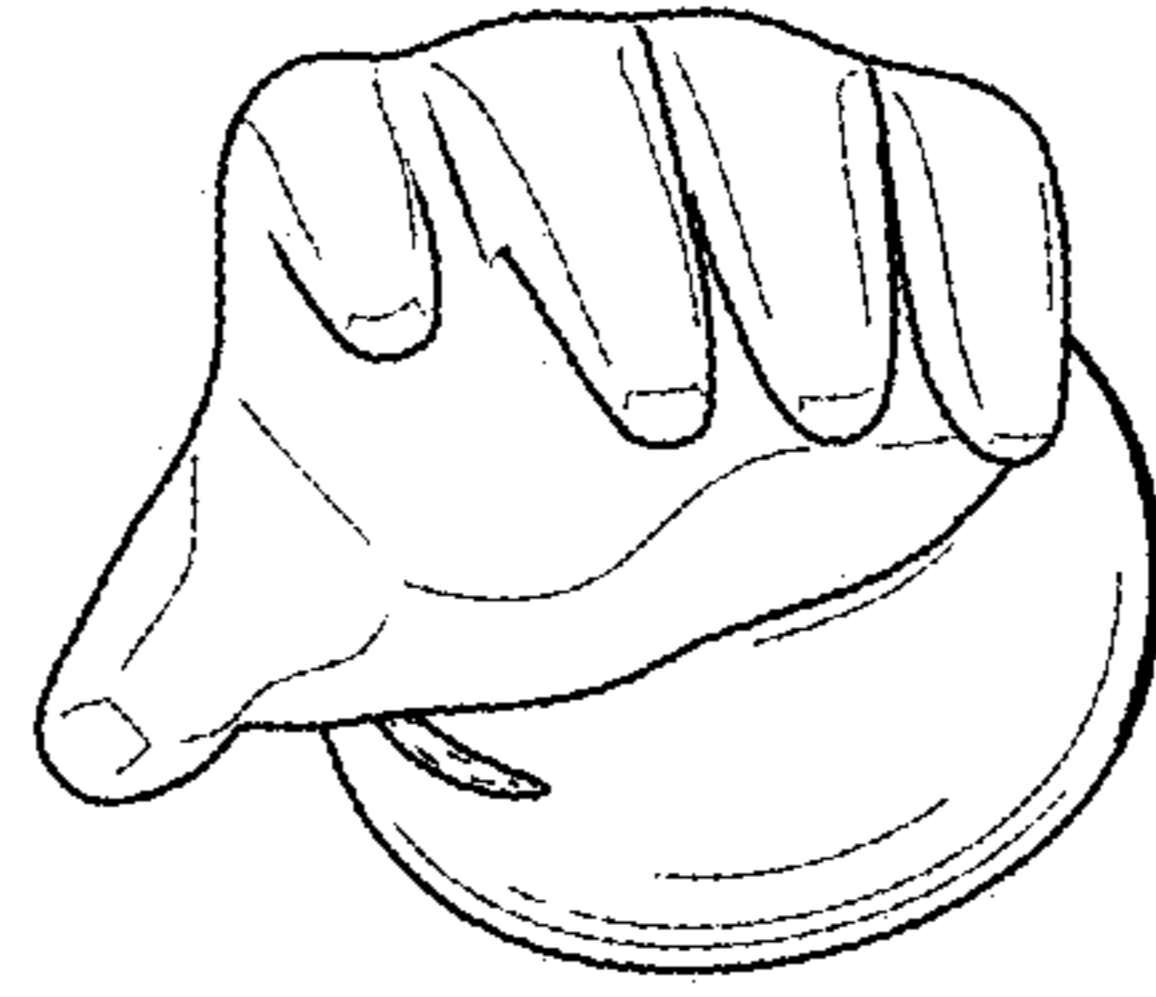


FIG. 3

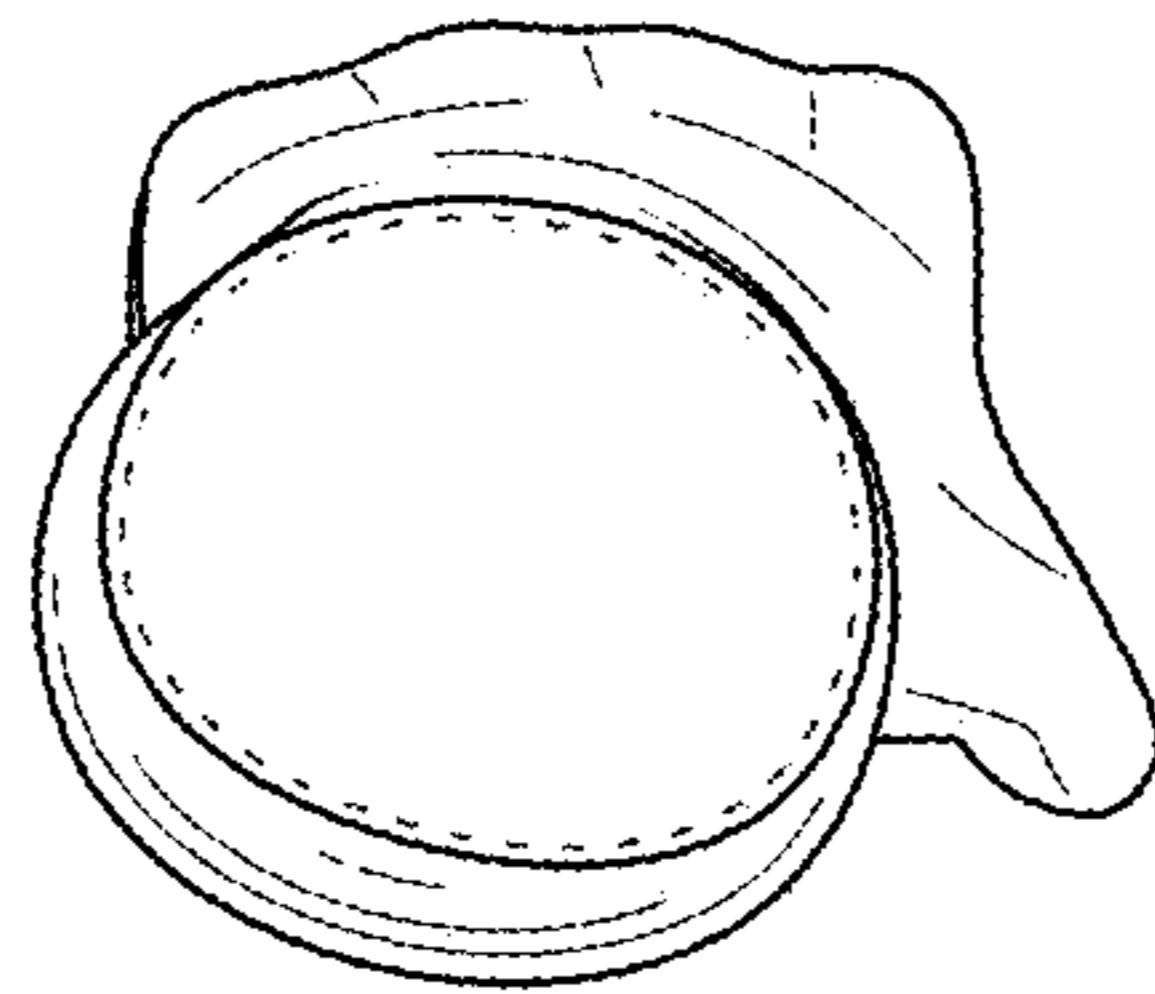


FIG. 4

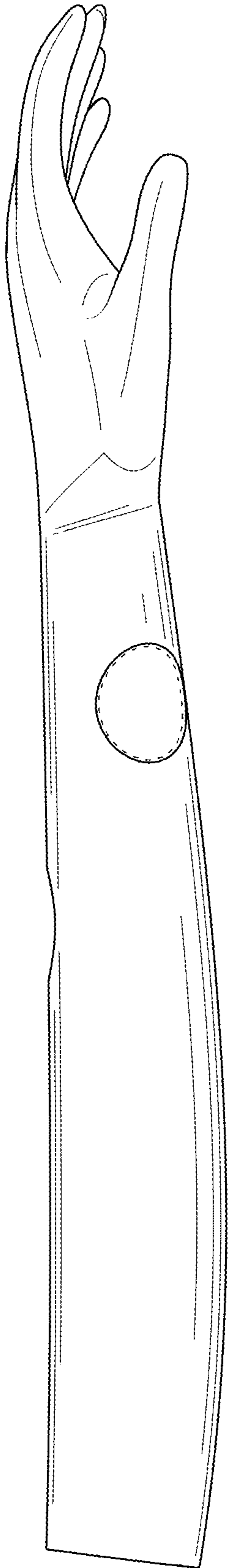


FIG. 5

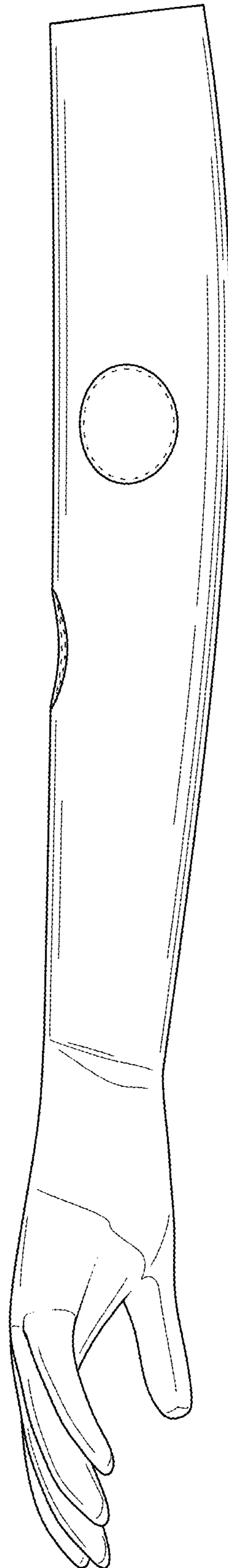


FIG. 6

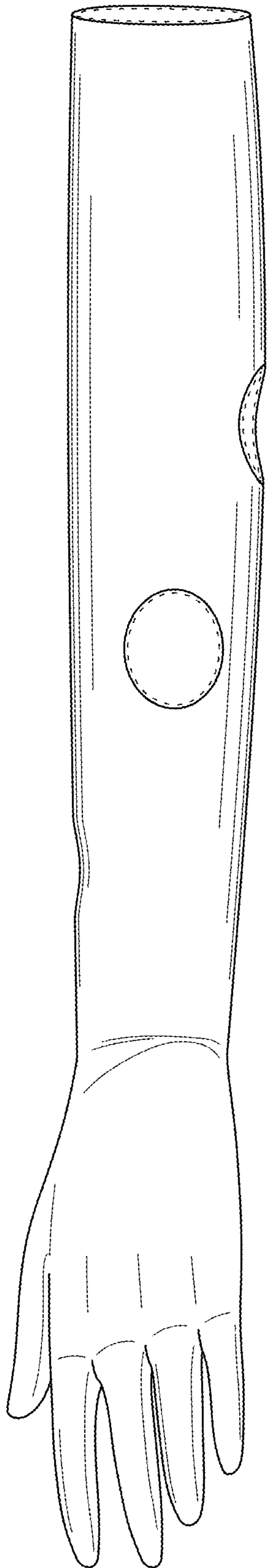


FIG. 7

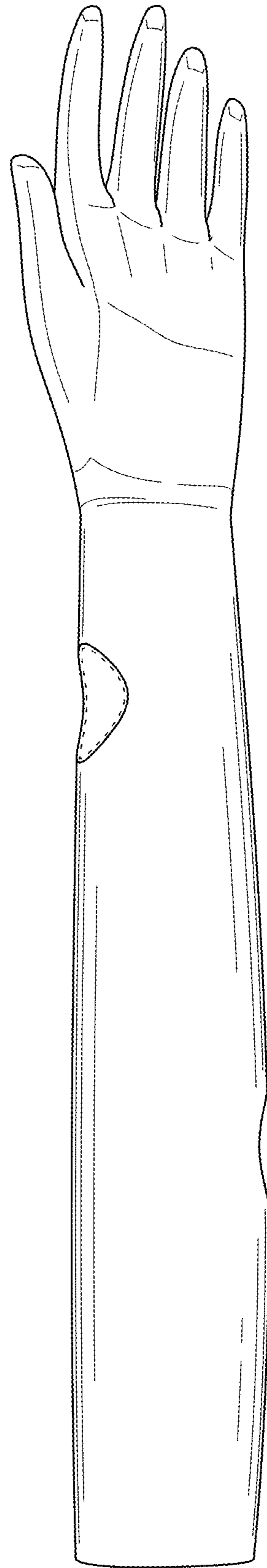


FIG. 8