



US00D957777S

(12) **United States Design Patent** (10) **Patent No.:** **US D957,777 S**
Liu (45) **Date of Patent:** **** Jul. 12, 2022**

(54) **TELESCOPIC ROLL UP DISH DRYING RACK**

(71) Applicant: **Xingjian Liu**, Shenzhen (CN)

(72) Inventor: **Xingjian Liu**, Shenzhen (CN)

(**) Term: **15 Years**

(21) Appl. No.: **29/794,951**

(22) Filed: **Jun. 16, 2021**

(51) **LOC (13) Cl.** **07-05**

(52) **U.S. Cl.**
USPC **D32/55**

(58) **Field of Classification Search**
USPC D6/510, 582, 583; D7/388; D32/55, 57, D32/58
CPC A47J 47/20; A47L 19/02; A47L 19/04; A47G 25/4053
See application file for complete search history.

(56) **References Cited**

U.S. PATENT DOCUMENTS

- 1,492,526 A * 4/1924 Morsen A47L 23/24 D6/583
- 1,835,232 A * 12/1931 Lord A47L 19/02 211/41.6
- 1,890,937 A * 12/1932 Erickson A47L 19/02 248/295.11
- D113,517 S * 2/1939 Mendle D32/58
- 4,370,767 A * 2/1983 Fraser A47C 4/52 5/419
- D286,260 S * 10/1986 Rankin D34/28
- D310,460 S * 9/1990 Vergnano D6/583
- D353,071 S * 12/1994 Roberts D6/583
- D418,354 S * 1/2000 O'Rourke D6/583
- D499,924 S * 12/2004 Lee D6/582
- D594,263 S * 6/2009 Robbins, III D6/582
- D602,733 S * 10/2009 Huber D7/388
- D655,877 S * 3/2012 Greenway D32/58
- D691,400 S * 10/2013 Young D6/601
- D703,409 S * 4/2014 Robbins, III D32/57

- D718,511 S * 11/2014 Ouyang D32/58
- D728,991 S * 5/2015 Hasegawa D7/368
- D741,037 S * 10/2015 Mustari D32/58
- D778,688 S * 2/2017 Mayo D7/624.1
- D827,239 S 8/2018 Xie
- D830,970 S * 10/2018 Qiu D13/108
- D871,009 S 12/2019 Sanduri Cohen
- D871,703 S 12/2019 Huang

(Continued)

FOREIGN PATENT DOCUMENTS

- CN 305502552 * 12/2019
- CN 305857506 * 6/2020
- CN 306362570 * 3/2021

OTHER PUBLICATIONS

QVC.com Total rack <https://www.qvc.com/qvc.product.K49828.html> (Year: 2020).*

Primary Examiner — Michelle E. Wilson
Assistant Examiner — Richard E Yenchesky
(74) *Attorney, Agent, or Firm* — Rumit Ranjit Kanakia

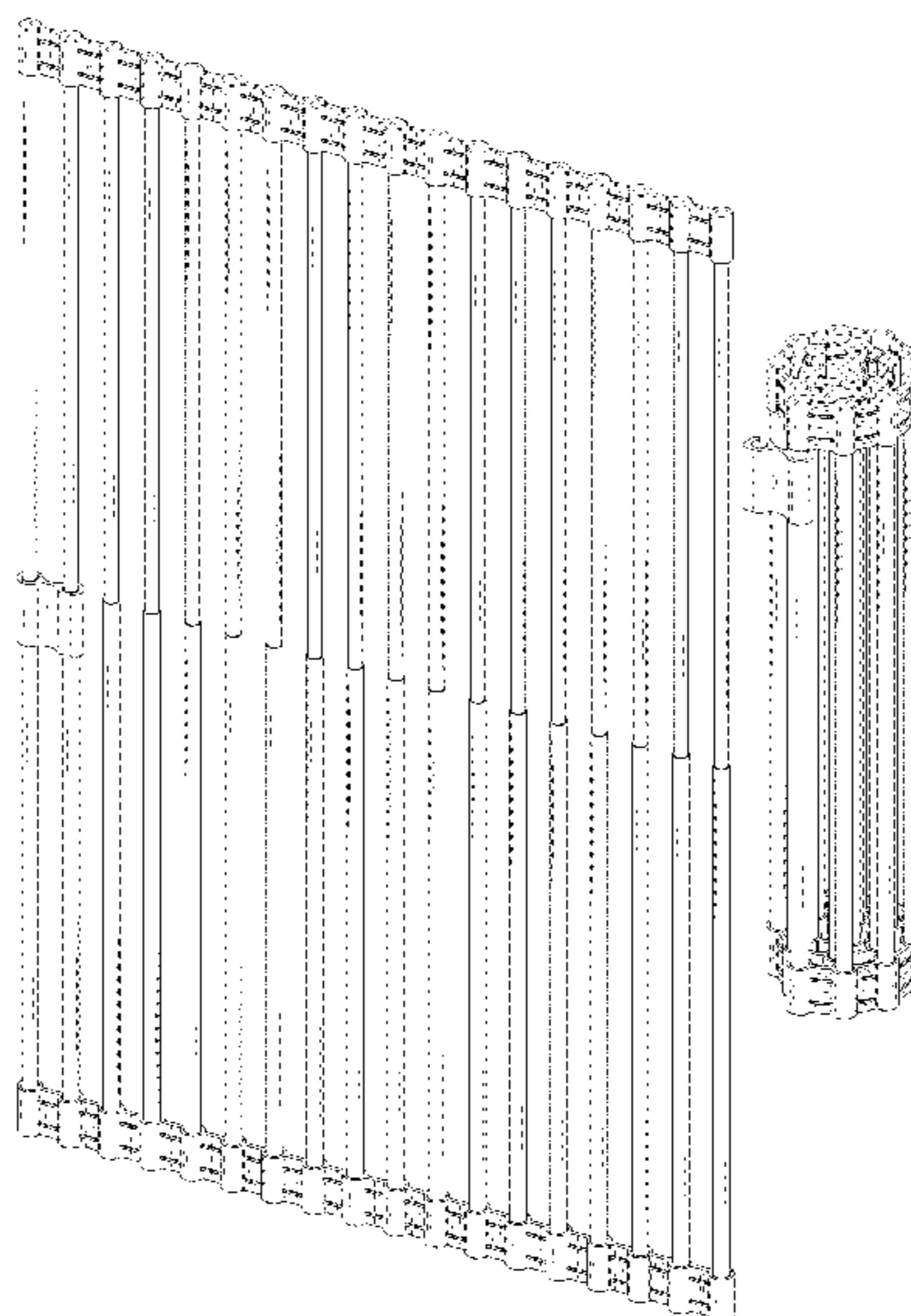
(57) **CLAIM**

The ornamental design for a telescopic roll up dish drying rack, as shown and described.

DESCRIPTION

FIG. 1 is a front elevational view of a telescopic roll up dish drying rack showing my new design; FIG. 2 is a rear elevational view thereof; and FIG. 3 is a left elevational view thereof; FIG. 4 is a right side view thereof; FIG. 5 is a top side view thereof; FIG. 6 is a bottom plan view thereof; FIG. 7 is a perspective view of a telescopic roll up dish drying rack showing my new design; and, FIG. 8 is a perspective view showing the telescopic roll up dish drying rack is in a rolled-up state.

1 Claim, 8 Drawing Sheets



(56)

References Cited

U.S. PATENT DOCUMENTS

D880,259 S * 4/2020 Zhang D7/698
D881,496 S * 4/2020 Eilmus E03C 1/186
D32/57
D891,018 S 7/2020 Evans
D894,511 S * 8/2020 Peng D32/55
D895,220 S 9/2020 Eilmus
D913,617 S 3/2021 Santiago
D914,314 S 3/2021 Shi
D916,412 S 4/2021 Moody Fear
D921,317 S 6/2021 Wood
D924,515 S * 7/2021 Levi D32/57
2016/0206176 A1 * 7/2016 Eilmus A47J 47/20

* cited by examiner




FIG. 1




FIG. 2



FIG. 3

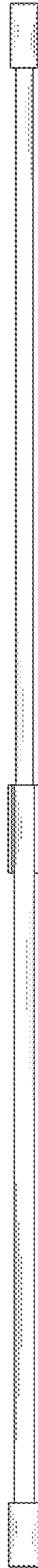


FIG. 4

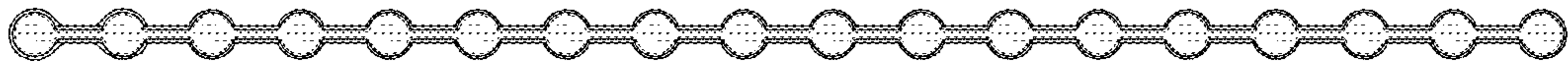


FIG. 5

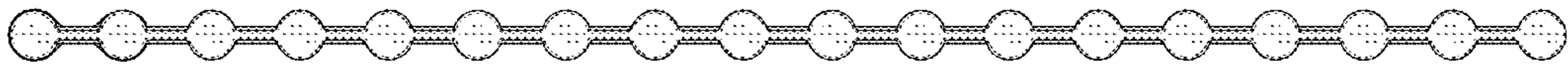


FIG. 6




FIG. 7




FIG. 8