



US00D957771S

(12) **United States Design Patent** (10) **Patent No.:** **US D957,771 S**
Bunch et al. (45) **Date of Patent:** **** *Jul. 12, 2022**

(54) **SPONGE**

FOREIGN PATENT DOCUMENTS

(71) Applicants: **Clinton D. Bunch**, Keller, TX (US);
Joshua A. Bunch, Keller, TX (US)

CN 3519849 * 4/2006
GB 6060138 * 5/2019

(Continued)

(72) Inventors: **Clinton D. Bunch**, Keller, TX (US);
Joshua A. Bunch, Keller, TX (US)

OTHER PUBLICATIONS

(73) Assignee: **Acufloor, LLC**, North Richland Hills,
TX (US)

QEP Grouting, Scrubbing, Cleaning and Washing Sponge, Home Depot review Nov. 17, 2011, <https://www.homedepot.com/p/QEP-7-1-2-in-x-5-1-4-in-Extra-Large-Grouting-Scrubbing-...> site visited May 9, 2020.*

(*) Notice: This patent is subject to a terminal disclaimer.

(Continued)

(**) Term: **15 Years**

Primary Examiner — John R Yeh

(21) Appl. No.: **29/698,632**

(74) *Attorney, Agent, or Firm* — Scott Griggs; Griggs Bergen LLP

(22) Filed: **Jul. 18, 2019**

(57) **CLAIM**

Related U.S. Application Data

The ornamental design for a sponge, as shown and described.

(63) Continuation-in-part of application No. 29/688,514, filed on Apr. 22, 2019, now abandoned.

(51) **LOC (13) Cl.** **07-05**

DESCRIPTION

(52) **U.S. Cl.**
USPC **D32/40**

(58) **Field of Classification Search**
USPC D32/40-43, 46-49
CPC A47L 13/16; A47L 13/10
See application file for complete search history.

FIG. 1 is a perspective view of our new design for a sponge shown in a state of use;
FIG. 2 is another perspective view showing the claimed design in a second state of use thereof;
FIG. 3 is a bottom perspective view showing our new design for a sponge;
FIG. 4 is a top perspective view thereof;
FIG. 5 is a bottom plan view thereof;
FIG. 6 is a top plan view thereof; and
FIG. 7 is a left side elevation view thereof, the right side being a mirror image thereof; and,
FIG. 8 is a front elevation view thereof, the rear being a mirror image thereof.
The broken lines in the drawings illustrate environmental structure that form no part of the claimed design.

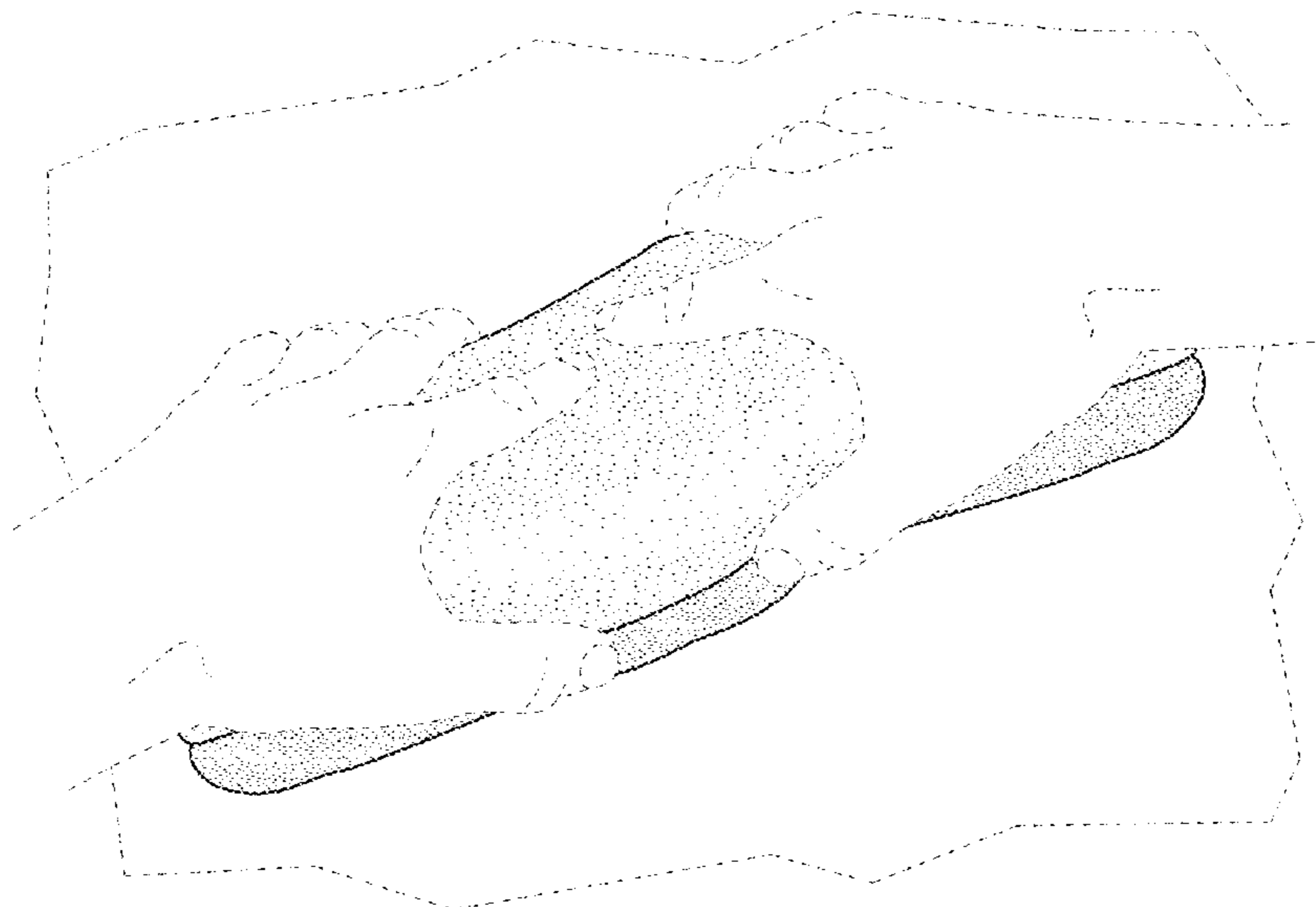
(56) **References Cited**

U.S. PATENT DOCUMENTS

2,054,198 A * 9/1936 Bartlett A47K 7/02
401/201
2,083,871 A * 6/1937 Serewicz A47K 7/03
401/201
2,637,871 A 5/1953 Moser
2,697,847 A * 12/1954 Levinson A47K 7/03
401/8

(Continued)

1 Claim, 3 Drawing Sheets



(56)

References Cited

U.S. PATENT DOCUMENTS

2,845,644 A 8/1958 Wisner
 2,906,643 A 9/1959 Dennis
 3,040,353 A * 6/1962 Gray B29C 66/712
 15/118
 3,083,392 A * 4/1963 Sewell A47L 13/16
 15/118
 3,137,880 A 6/1964 Kubit
 3,171,152 A 3/1965 Corcoran
 3,377,643 A 4/1968 Teng et al.
 3,428,405 A * 2/1969 Posner A47L 17/08
 401/201
 4,055,029 A 10/1977 Kalbow
 4,628,564 A 12/1986 Youssef
 4,888,229 A * 12/1989 Paley A47L 13/16
 428/192
 4,975,999 A 12/1990 Levy
 5,152,809 A 10/1992 Mattesky
 5,596,786 A 1/1997 Kluiters
 D379,698 S * 6/1997 Freudenberg D32/40
 5,640,737 A * 6/1997 Boggs A45D 34/04
 15/118
 D406,681 S 3/1999 Kelly et al.
 5,915,869 A 6/1999 Agosto
 D416,648 S 11/1999 Letherby et al.
 D426,690 S 6/2000 Sakai
 6,146,040 A 11/2000 Dunn et al.
 6,485,822 B1 11/2002 Osiecki et al.
 6,735,809 B2 5/2004 Parks
 D497,092 S 10/2004 McCarthy
 6,857,159 B1 2/2005 Strine
 D509,935 S 9/2005 Burt
 D527,974 S 9/2006 Petersen et al.
 D556,966 S * 12/2007 Herbrand D32/40
 7,621,802 B2 11/2009 McCarthy
 D636,955 S * 4/2011 Armaly, Jr. D32/40
 D641,345 S * 7/2011 Gonzalez D14/250
 D656,808 S 4/2012 Arvinte et al.
 D668,138 S * 10/2012 Aquil D8/402
 8,277,935 B2 * 10/2012 Gonzales A47L 13/16
 428/317.9
 D674,565 S * 1/2013 Koenig D32/40
 D685,962 S 7/2013 Timm
 D685,963 S * 7/2013 Timm D32/40
 D759,450 S 6/2016 Harrington

D811,654 S 2/2018 Nicoline
 10,130,236 B2 11/2018 Klimis et al.
 D869,805 S * 12/2019 Catania D32/40
 10,925,456 B2 * 2/2021 Busby B32B 7/12
 2001/0000503 A1 4/2001 Beaudry
 2003/0208866 A1 11/2003 Parks
 2005/0081870 A1 4/2005 Jancik
 2006/0037166 A1 * 2/2006 Kaltenegger A47L 25/00
 15/244.1
 2007/0256261 A1 * 11/2007 Benitez A47L 19/00
 15/118
 2007/0270322 A1 * 11/2007 Pak C11D 17/0047
 510/141
 2008/0016641 A1 1/2008 Armaly
 2009/0094772 A1 4/2009 Lee et al.
 2011/0239394 A1 10/2011 Pisacane et al.
 2014/0157539 A1 6/2014 Megerdichian
 2014/0317866 A1 10/2014 Burt
 2015/0059804 A1 * 3/2015 Bergez B32B 5/26
 134/6
 2016/0296095 A1 10/2016 Klimis et al.
 2020/0268230 A1 * 8/2020 Bunch B32B 5/18

FOREIGN PATENT DOCUMENTS

JP D1213178 * 8/2004
 KR 300658734.0000 9/2012

OTHER PUBLICATIONS

Cube Of Sponge Stock Photo—Download Image Now—iStock, upload date Oct. 14, 2016, <https://www.istockphoto.com/in/photo/cube-of-sponge-gm613879094-106060375>, site visited Oct. 27, 2019.*
www.askthebuilder.com/excess-grout-removal/, site visited Jun. 5, 2021, tineye image date Apr. 17, 2017.*
Made-in-china.com/product/two-layer-flowers-shape-melamine-foam-sponge . . . site visited May 8, 2021, tineye image date Feb. 20, 2018.*
 DH Gate website 2022, Tire Polishing curved sponge, site visited Feb. 19, 2022, <https://www.dhgate.com/product/u-shape-car-tire-waxing-polishing-tyre-brush/411795734.html>. *
 Amazon.com : ForPro Beauty Wedges, Trianglular Sponge, reviews 2013, <https://www.amazon.com/ForPro-Beauty-Wedges-75-inches-1-00-Count/dp/B00011JTI2#customerReviews>, site visited Apr. 27, 2020.

* cited by examiner

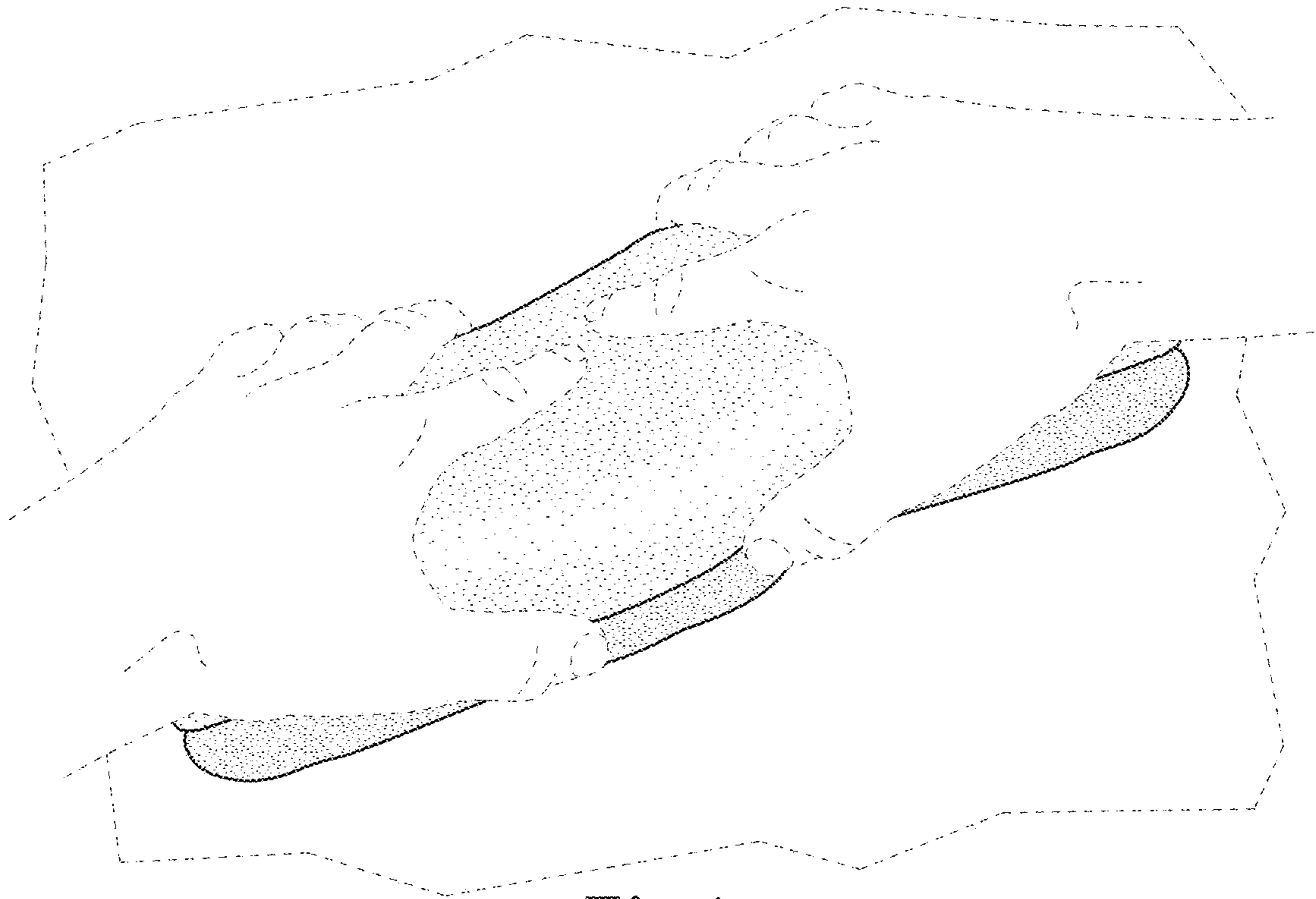


Fig.1

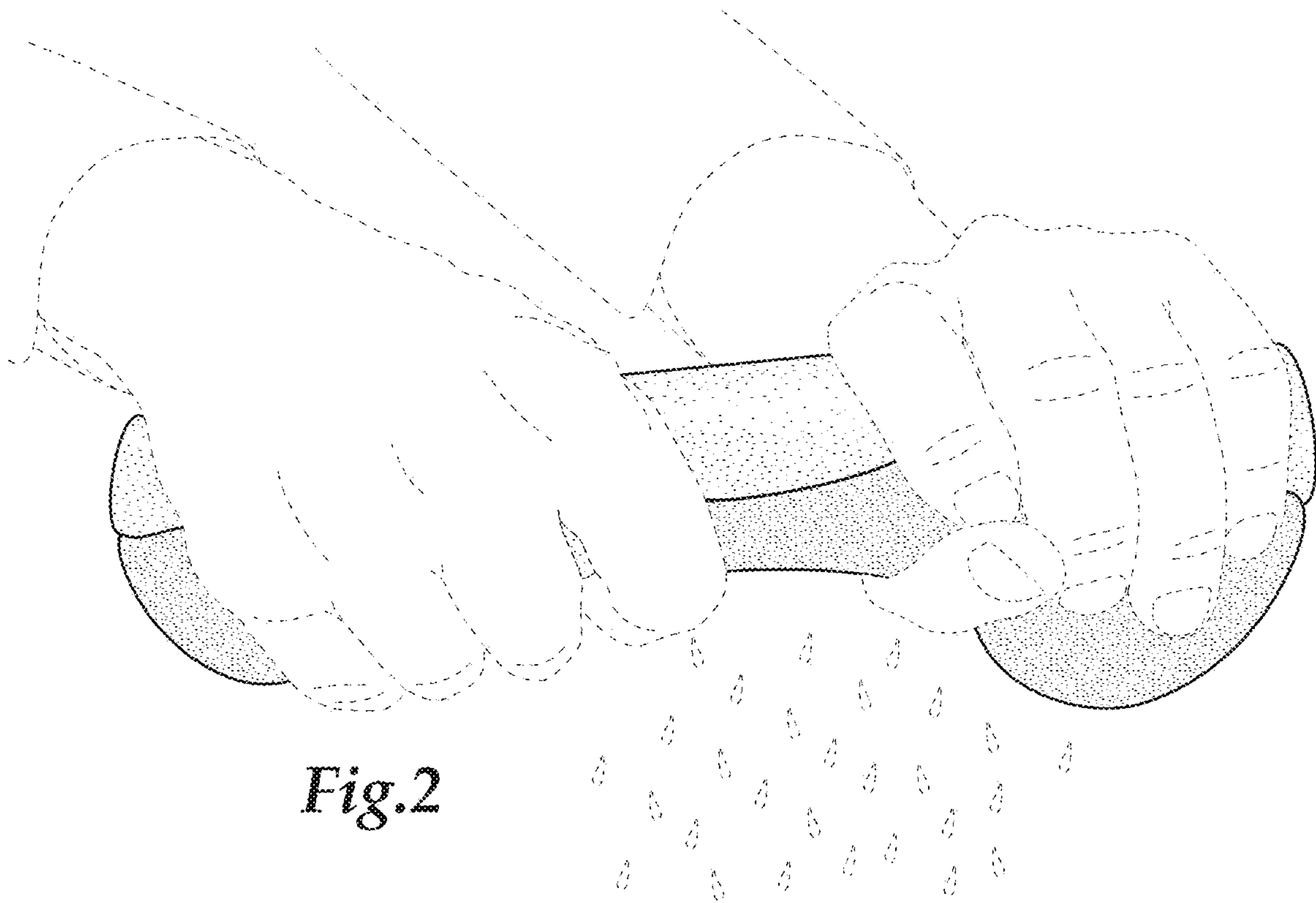


Fig.2

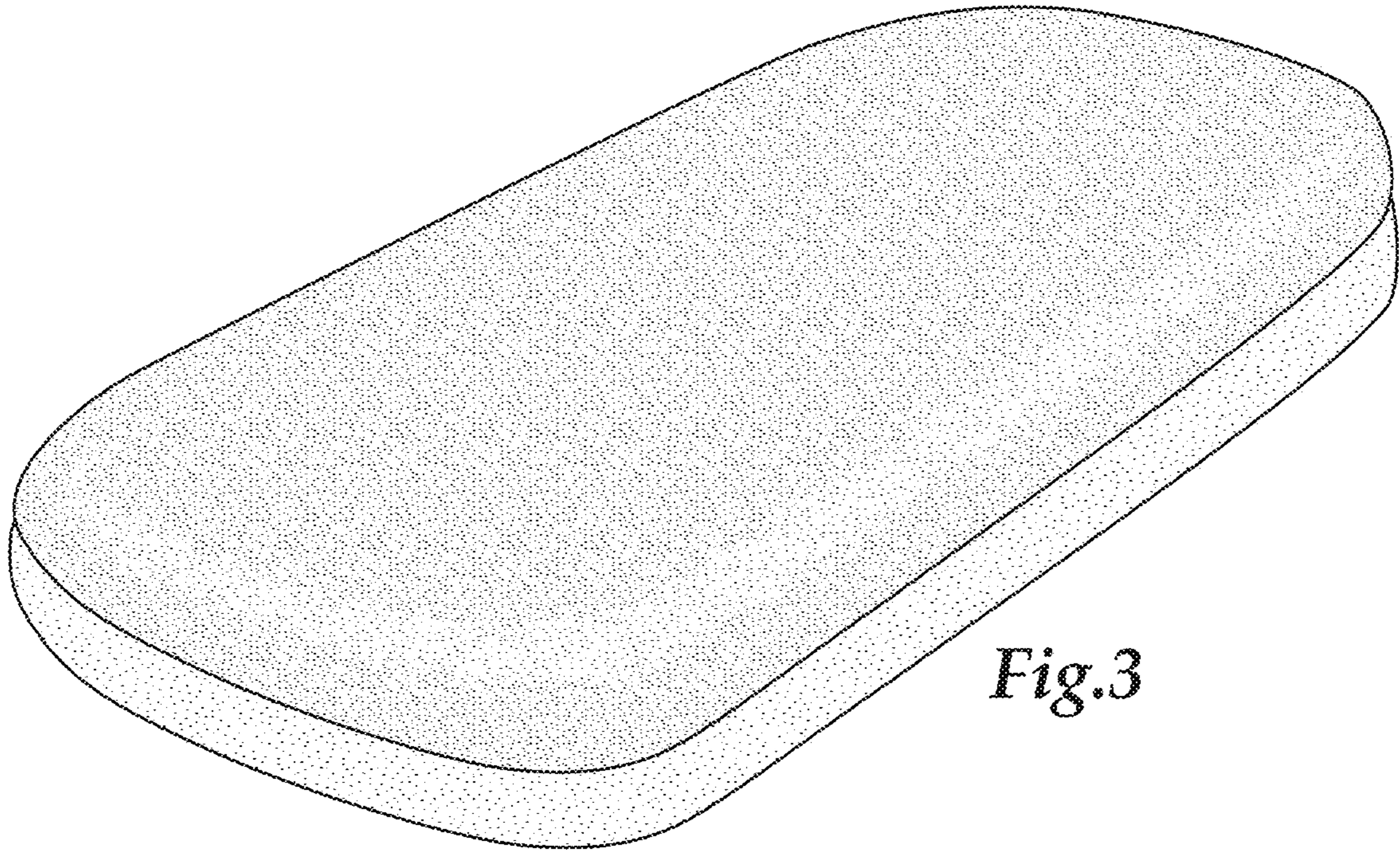


Fig.3

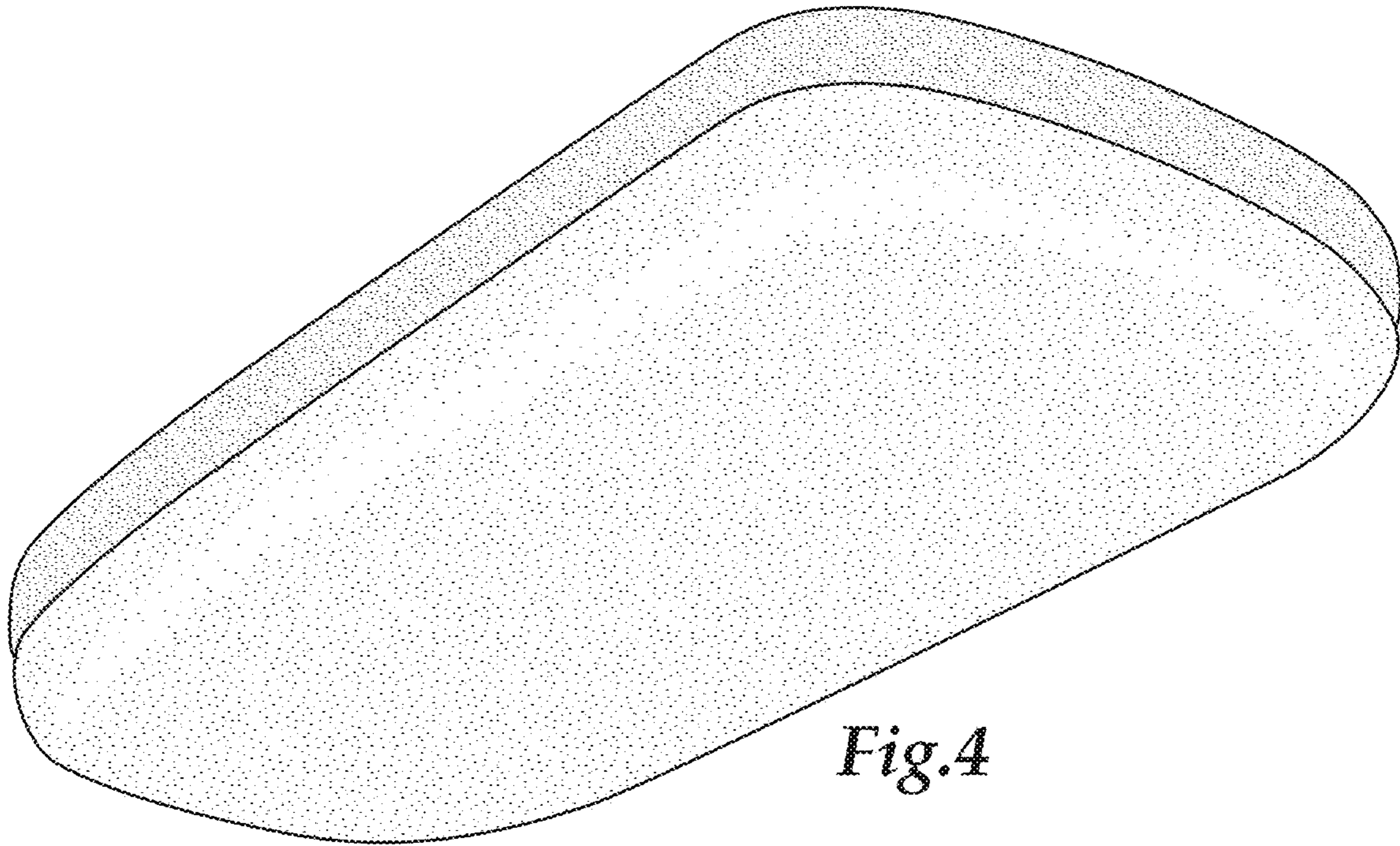


Fig.4




Fig.5




Fig.6




Fig.7

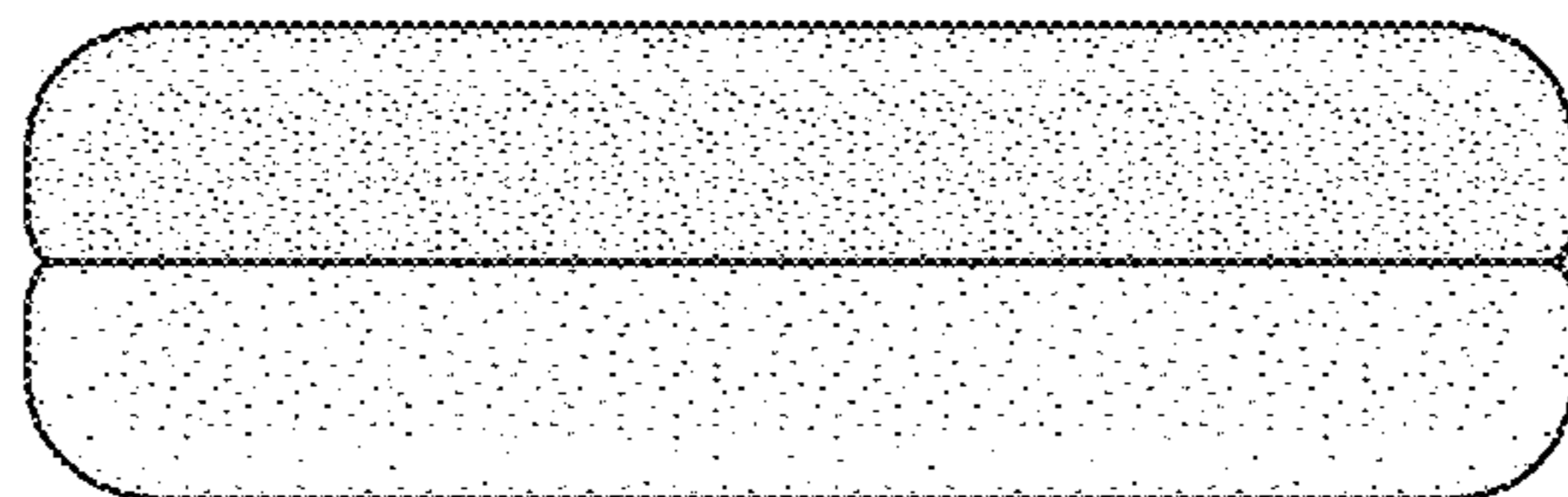


Fig.8