



US00D957766S

(12) **United States Design Patent** (10) **Patent No.:** **US D957,766 S**
Ayers et al. (45) **Date of Patent:** **** Jul. 12, 2022**

(54) **FABRIC CARE APPLIANCE**
(71) Applicant: **WHIRLPOOL CORPORATION**,
Benton Harbor, MI (US)
(72) Inventors: **Kevin B. Ayers**, St. Joseph, MI (US);
Andrew C. Kubasiak, St. Joseph, MI
(US); **Anna C. Schelling**, Stevensville,
MI (US); **Mark W. Schulz**, Benton
Harbor, MI (US)
(73) Assignee: **Whirlpool Corporation**, Benton
Harbor, MI (US)

D341,737 S 11/1993 Shepherd
5,365,959 A 11/1994 Favaro
D359,402 S 6/1995 Tisbo et al.
5,453,586 A 9/1995 Stottmann
5,496,104 A 3/1996 Arnold et al.
D388,986 S 1/1998 Dittberner et al.
D438,352 S * 2/2001 Jeong D32/2
(Continued)

FOREIGN PATENT DOCUMENTS

CN 302497340 S 7/2013
CN 303692014 S 6/2016
(Continued)

(**) Term: **15 Years**
(21) Appl. No.: **29/812,812**
(22) Filed: **Oct. 25, 2021**

OTHER PUBLICATIONS

Dishwashers I Stainless Steel & Energy Efficient, Samsung
website 2020, <https://www.samsung.com/us/home-appliances/dishwashers/all-dishwashers/>, site visited Jun. 11, 2020.
(Continued)

Related U.S. Application Data

(62) Division of application No. 29/764,487, filed on Dec.
30, 2020, now Pat. No. Des. 938,110, which is a
division of application No. 29/682,855, filed on Mar.
8, 2019, now Pat. No. Des. 909,694.

Primary Examiner — John R Yeh
(74) *Attorney, Agent, or Firm* — Price Heneveld LLP

(51) **LOC (13) Cl.** **15-05**
(52) **U.S. Cl.**
USPC **D32/6**

(57) **CLAIM**

The ornamental design for a fabric care appliance, as shown
and described.

(58) **Field of Classification Search**
USPC D32/1-3, 6, 8, 10, 25, 29.1
CPC D06F 58/24; D06F 58/206; F28F 19/02;
A46B 17/00
See application file for complete search history.

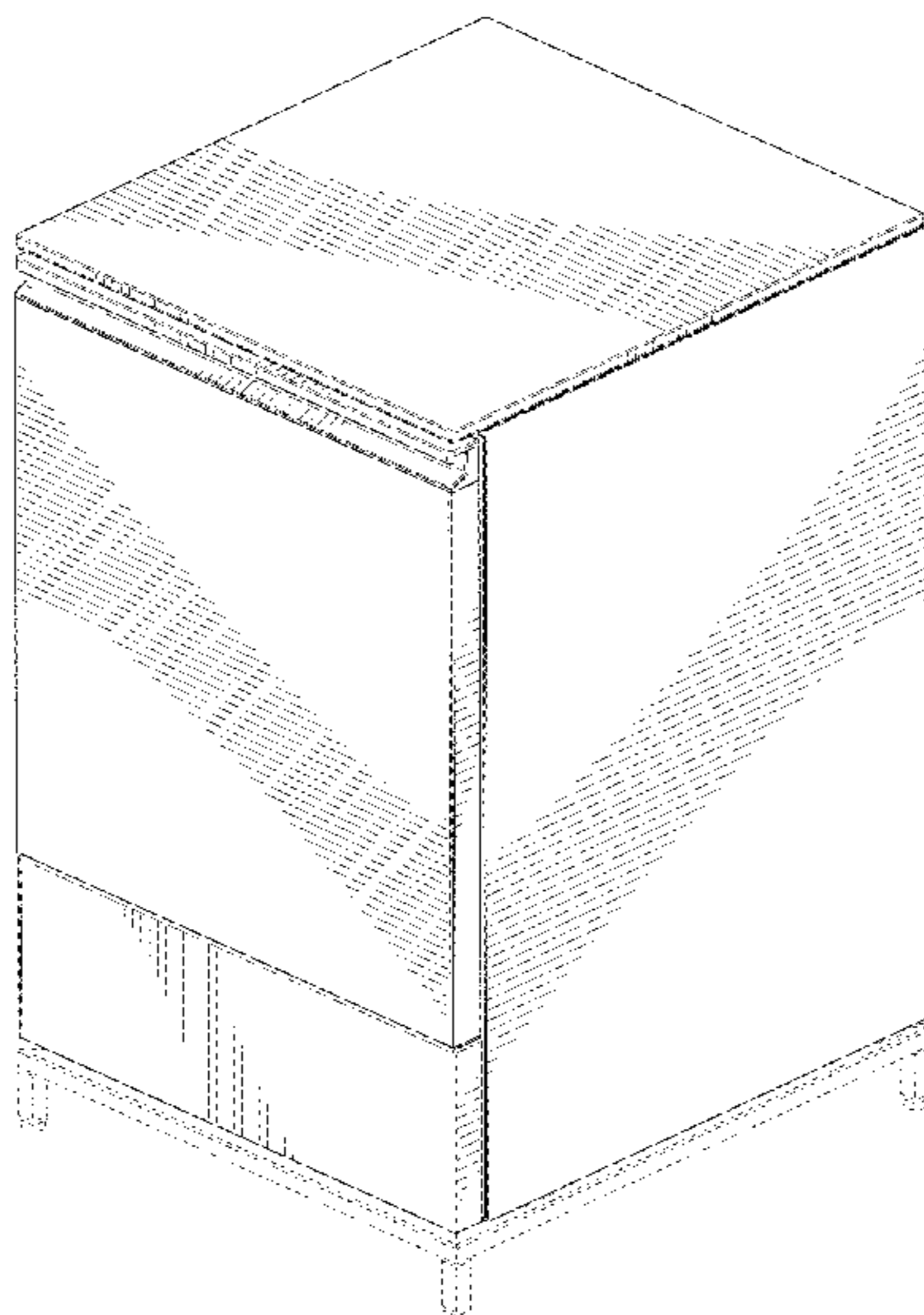
DESCRIPTION

FIG. 1 is a front perspective view of a fabric care appliance
according to the design;
FIG. 2 is a front elevation view thereof;
FIG. 3 is a rear elevation view thereof;
FIG. 4 is a left side elevation view thereof;
FIG. 5 is a right side elevation view thereof;
FIG. 6 is a top plan view thereof; and,
FIG. 7 is a bottom plan view thereof.
The portions of the article shown in broken line form no part
of the claimed design.

(56) **References Cited**
U.S. PATENT DOCUMENTS

D224,492 S 8/1972 Inhelder
D288,639 S 3/1987 Johansson
D314,090 S 1/1991 Stephens et al.
D326,381 S 5/1992 Heiligenthal et al.
D336,806 S 6/1993 Zoellner

1 Claim, 7 Drawing Sheets



(56)

References Cited

U.S. PATENT DOCUMENTS

D451,936 S 12/2001 Ma et al.
 D478,696 S 8/2003 Wang et al.
 D493,582 S 7/2004 Ott et al.
 D493,583 S 7/2004 Kaczmarek
 D507,384 S * 7/2005 Tsuruha D32/3
 D510,781 S 10/2005 Seo et al.
 D517,754 S * 3/2006 Paik D32/2
 D517,755 S * 3/2006 Seo D32/2
 D518,249 S 3/2006 Seo
 7,201,175 B2 4/2007 Deboer et al.
 D543,320 S * 5/2007 Jeon D32/2
 D543,321 S 5/2007 Jeon et al.
 D544,657 S 6/2007 Jung et al.
 D549,404 S 8/2007 Jeon et al.
 D591,915 S * 5/2009 Lee D7/323
 D616,161 S 5/2010 Tridello et al.
 D619,832 S 7/2010 Zalewski et al.
 D627,937 S 11/2010 Kim
 D627,938 S * 11/2010 Kim D32/2
 7,928,857 B2 4/2011 Olesen et al.
 D656,692 S 3/2012 Kim et al.
 D658,828 S 5/2012 Kim et al.
 D660,462 S 5/2012 Chen
 D663,495 S * 7/2012 Song D32/8
 D674,742 S 1/2013 Krier et al.
 D677,023 S 2/2013 Borjesson
 D682,491 S 5/2013 Kim et al.
 D683,503 S * 5/2013 Helm D32/1
 D688,839 S * 8/2013 Helm D32/1
 D694,560 S 12/2013 Hernanz et al.
 D694,965 S * 12/2013 Lee D32/6
 8,622,487 B2 1/2014 Jung
 D704,909 S * 5/2014 Jeon D32/25
 D716,852 S 11/2014 Seo et al.
 8,876,228 B2 11/2014 Laible et al.
 D730,954 S 6/2015 Choi et al.
 D741,633 S 10/2015 Leduc et al.
 D745,298 S 12/2015 Workman et al.
 D746,003 S * 12/2015 Shin D32/2
 9,303,916 B2 4/2016 Ozyuksel et al.
 D758,031 S * 5/2016 Bixby D32/25
 D790,609 S 6/2017 Kim et al.
 D790,883 S 7/2017 Schonherr et al.
 D799,860 S 10/2017 Schmitt

D801,600 S * 10/2017 Kim D32/2
 D806,960 S 1/2018 Tong et al.
 D808,205 S * 1/2018 Cunningham D32/25
 D811,688 S 2/2018 Spears et al.
 D827,225 S 8/2018 Lee et al.
 D839,513 S * 1/2019 Ayers D32/25
 D839,932 S 2/2019 Choi et al.
 D872,224 S 1/2020 Hildebrand et al.
 D884,997 S * 5/2020 Kim D32/6
 D885,695 S 5/2020 Kim
 D894,653 S 9/2020 Smith et al.
 D903,213 S 11/2020 Nam et al.
 D909,694 S 2/2021 Ayers et al.
 D911,638 S 2/2021 Yoon et al.
 D914,305 S 3/2021 Yoon et al.
 D924,501 S * 7/2021 Xie D32/6
 2007/0119483 A1 5/2007 Gunnerson et al.
 2008/0011342 A1 1/2008 Ryu et al.
 2016/0201252 A1 * 7/2016 Lee D06F 58/24
 34/130

FOREIGN PATENT DOCUMENTS

EP 406115 A1 1/1991
 EP 1741822 A1 1/2007
 EP 2108729 A1 10/2009
 FR 2521182 A1 8/1983
 GB 2114432 A 8/1983
 GB 8209920000-1000 * 8/2020
 WO 2017133782 A1 8/2017
 WO 2017212373 A1 12/2017

OTHER PUBLICATIONS

Whirlpool WDF560SAFB Dishwasher, website 2021, <https://www.peterboroughappliances.com/products/view/whirlpool-dishwasher-with-adapti> . . . site visited Mar. 27, 2021.
 Amazon.com: YITAHOME 3 Drawer Mobile File Cabinet, reviews 2020, <https://www.amazon.com/YIT-AH-OM-E-Cabinet-Storage-Casters-Organization/dp/8085-N-7> . . . site visited Mar. 27, 2021.
 Quadra Office I Office drawer unit, archiproducts website 2021, <https://www.archiproducts.com/en/products/oliver-b/wooden-office-drawer-unit-with-cast> . . . site visited Mar. 27, 2021.

* cited by examiner

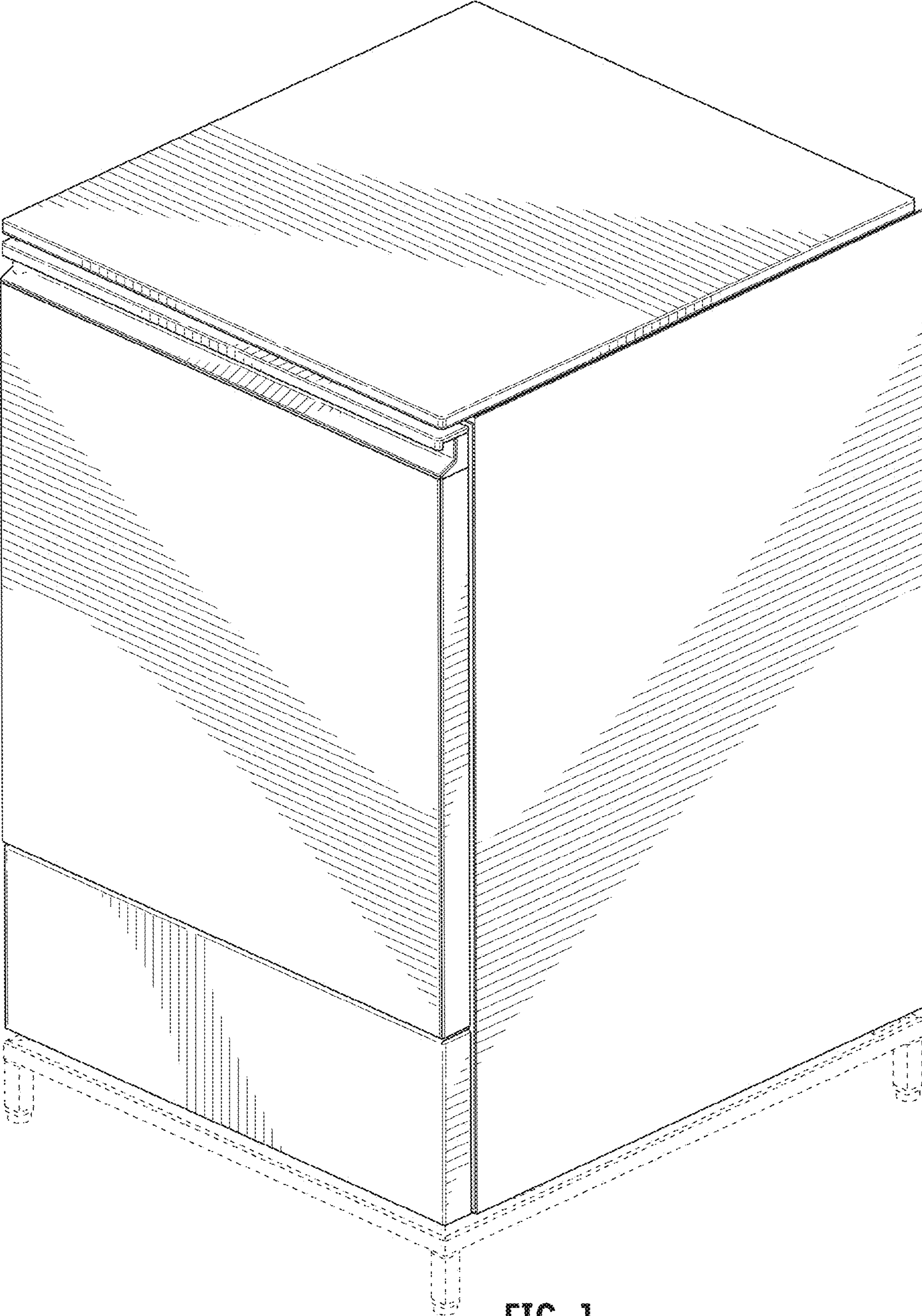


FIG. 1




FIG. 2

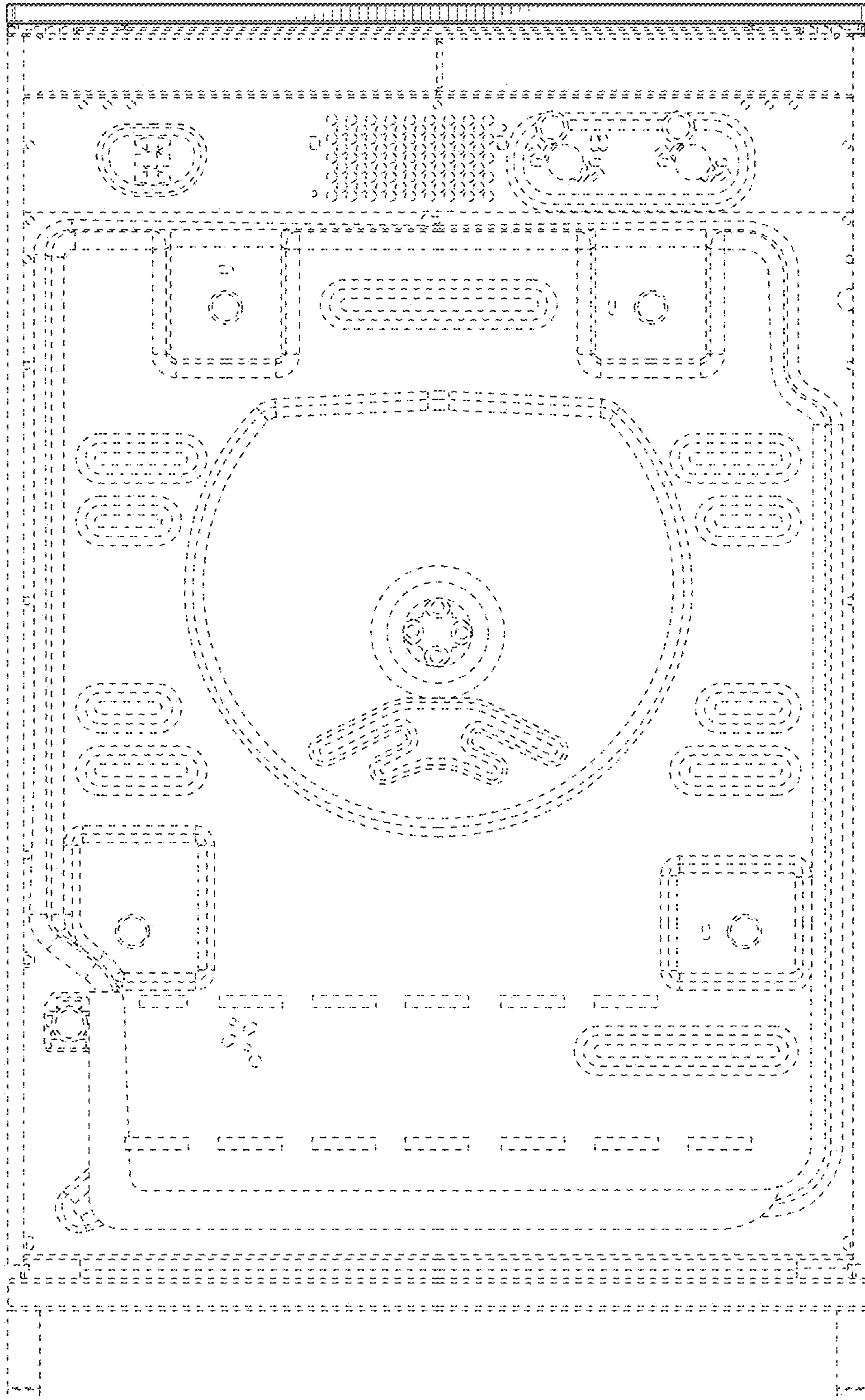


FIG. 3

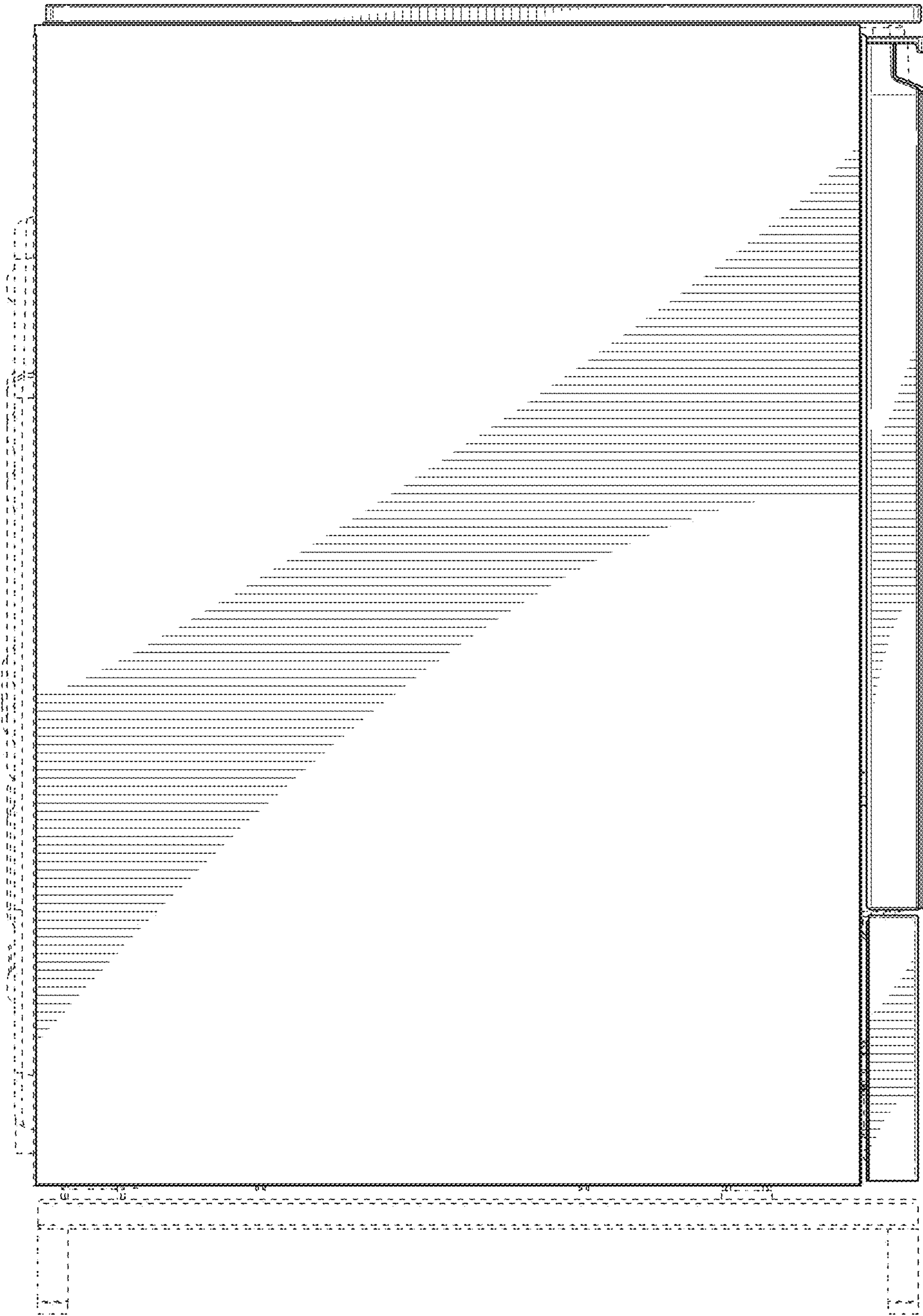


FIG. 4




FIG. 5




FIG. 6

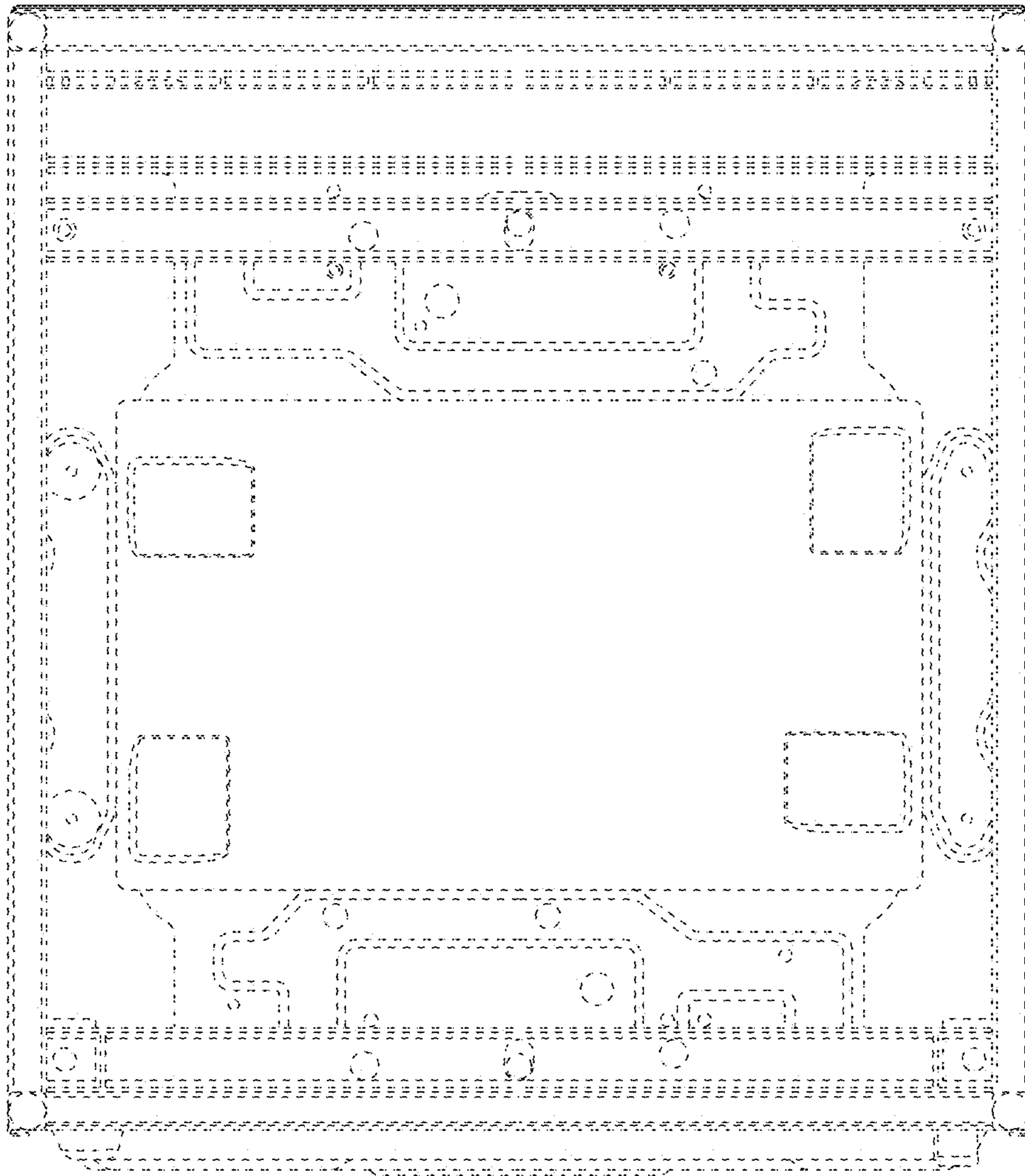


FIG. 7