



US00D957747S

(12) **United States Design Patent** (10) **Patent No.:** **US D957,747 S**  
**Xie** (45) **Date of Patent:** **\*\* Jul. 12, 2022**

(54) **DOG BED**  
(71) Applicant: **ROLLING STONE TRADING (HANGZHOU) CO., LTD.**, Hangzhou (CN)  
(72) Inventor: **Zhigang Xie**, Hangzhou (CN)  
(73) Assignee: **ROLLING STONE TRADING (HANGZHOU) CO., LTD.**, Hangzhou (CN)  
(\*\*) Term: **15 Years**  
(21) Appl. No.: **29/776,826**  
(22) Filed: **Apr. 1, 2021**  
(51) **LOC (13) Cl.** ..... **30-01**  
(52) **U.S. Cl.**  
USPC ..... **D30/118**  
(58) **Field of Classification Search**  
USPC ..... D30/118, 119; 119/28.5  
CPC ..... A01K 1/0353  
See application file for complete search history.

2004/0134433 A1\* 7/2004 Holder ..... A01K 1/0353  
119/28.5  
2015/0237824 A1\* 8/2015 Cantwell ..... A01K 1/035  
119/482  
2016/0106061 A1\* 4/2016 Nelson ..... A01K 1/0353  
119/28.5  
2020/0375144 A1\* 12/2020 Autenrieth ..... A01K 1/0082  
2021/0368736 A1\* 12/2021 Yoo ..... B68G 7/10

**OTHER PUBLICATIONS**

“Orthopedic Dog Bed” available Dec. 12, 2020, [online], [site visited Feb. 16, 2022]. Retrieved from Internet, URL:https://www.amazon.com/Orthopedic-Platform-Lounger-Pets-Washable-Mattress/dp/B08QD68N5V/ref=sr\_1\_146\_sspa (Year: 2020).\*  
“Petco Brand” available Jan. 26, 2021, [online], [site visited Feb. 16, 2022]. Retrieved from Internet, URL:https://www.amazon.com/Petco-Brand-Double-Pillowtop-Lounger-Orthopedic/dp/B08VHBN5WC/ref=sr\_1\_209 (Year: 2021).\*

\* cited by examiner

*Primary Examiner* — W. A. Teddy Falloway  
*Assistant Examiner* — Katrina N Gonzalez

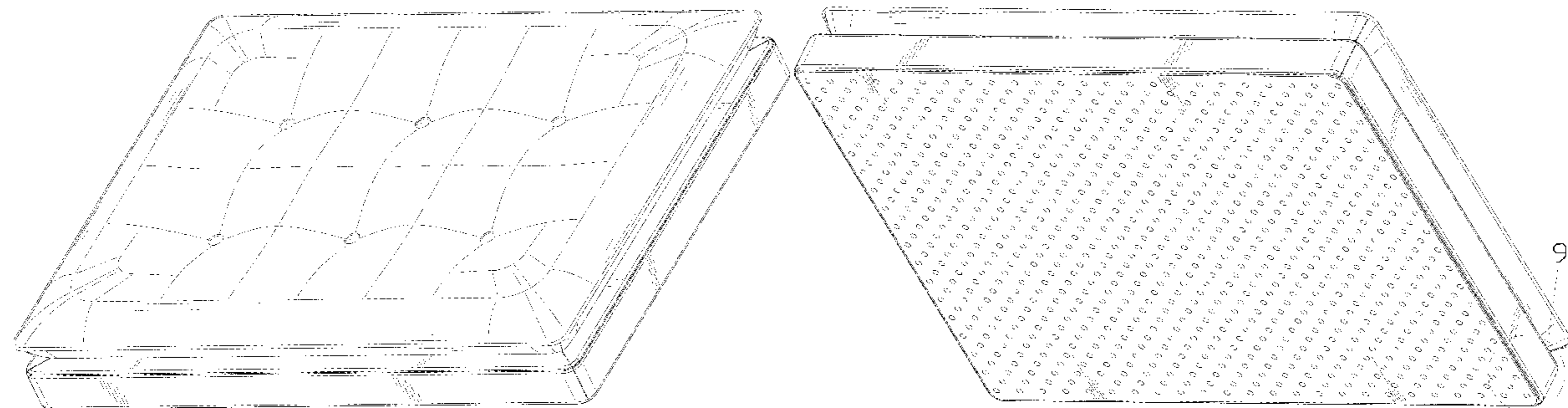
(57) **CLAIM**

The ornamental design for a dog bed, as shown and described.

**DESCRIPTION**

FIG. 1 is a perspective view of a dog bed showing my new design;  
FIG. 2 is another perspective view thereof;  
FIG. 3 is a front elevational view thereof;  
FIG. 4 is a rear elevational view thereof;  
FIG. 5 is a left side elevational view thereof;  
FIG. 6 is a right side elevational view thereof;  
FIG. 7 is a top plan view thereof;  
FIG. 8 is a bottom plan view thereof; and,  
FIG. 9 is an enlarged view of portion 9 shown in FIG. 2.

**1 Claim, 9 Drawing Sheets**






FIG. 1

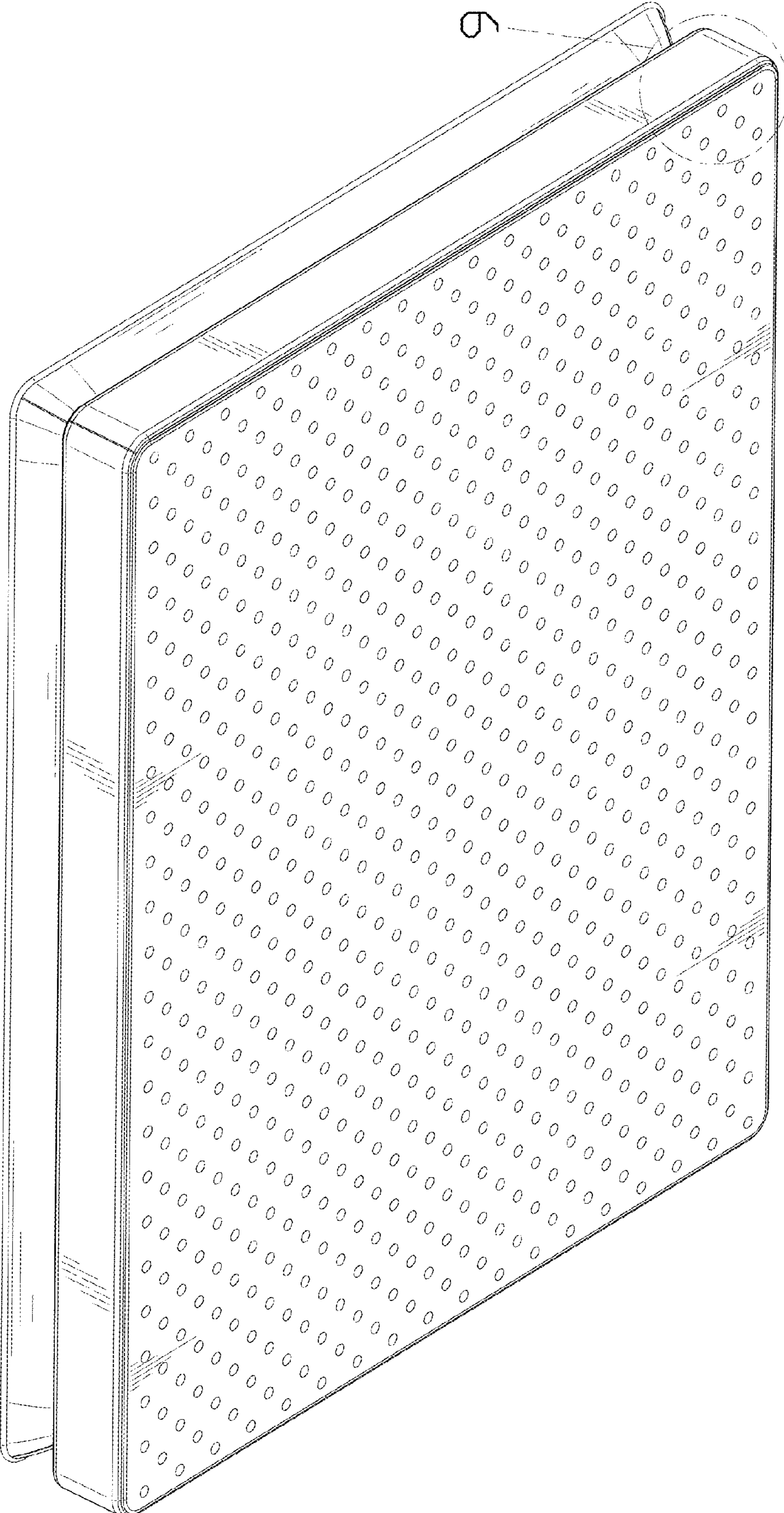


FIG. 2

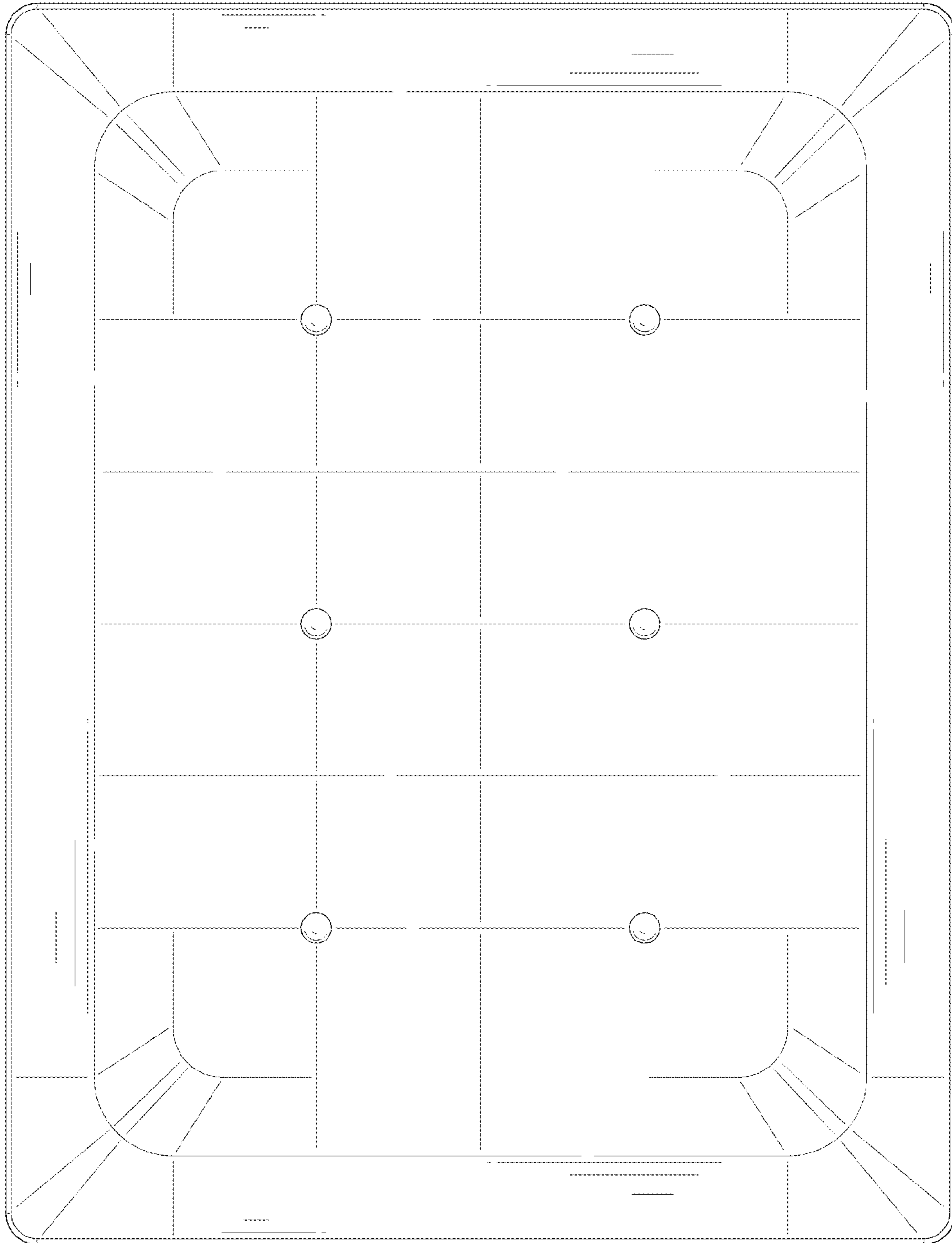


FIG. 3




FIG. 4

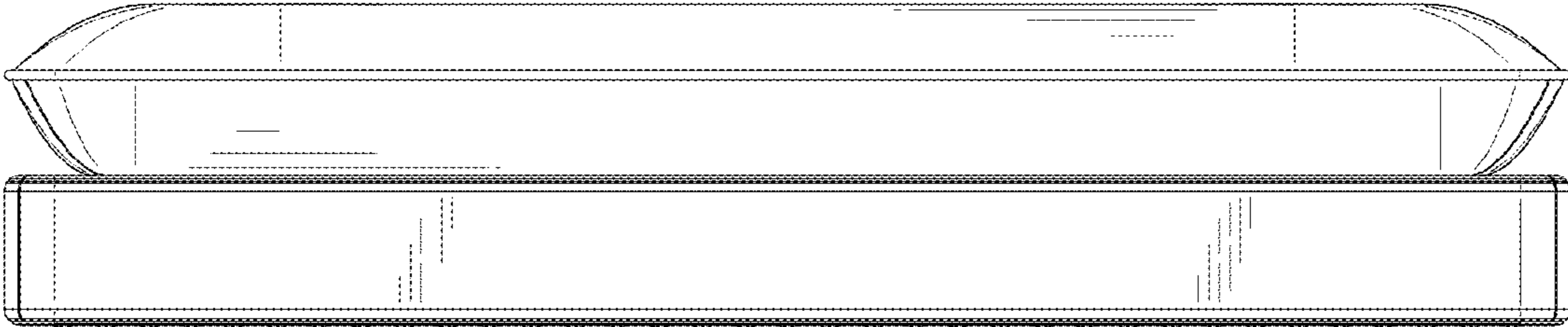


FIG. 5




FIG. 6

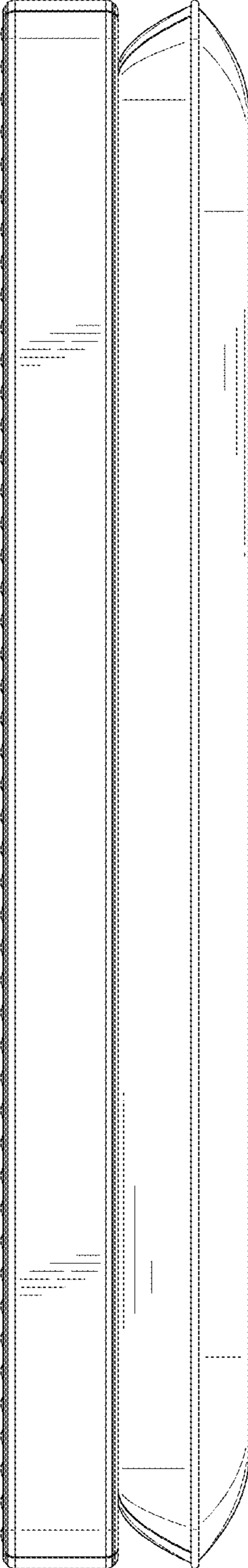


FIG. 7






FIG. 8

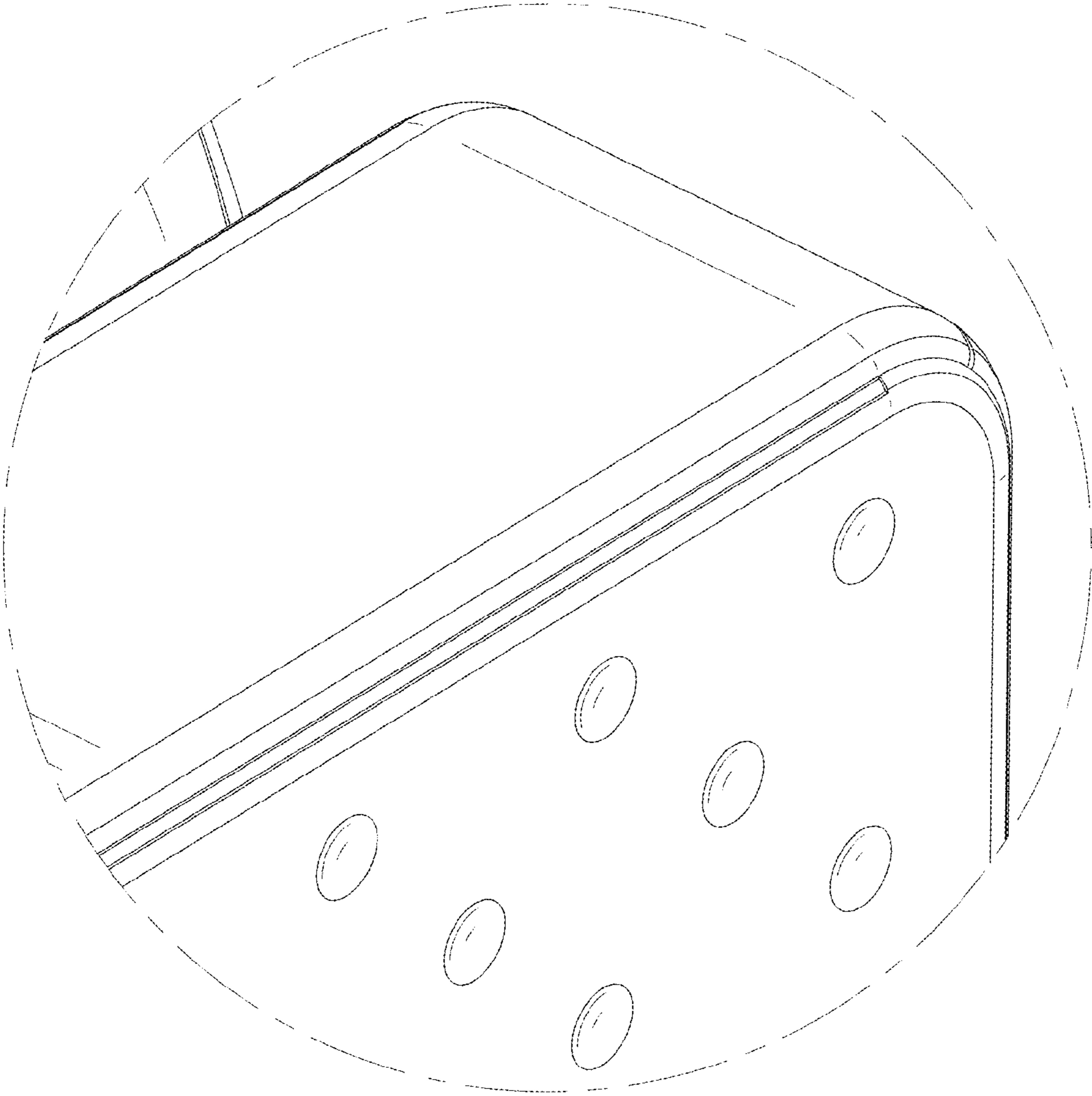


FIG. 9