



US00D957743S

(12) **United States Design Patent**
Dickson

(10) **Patent No.:** **US D957,743 S**

(45) **Date of Patent:** **** Jul. 12, 2022**

(54) **HEAT RESISTANT SLEEVE FOR A
DESCENT CONTROLLER**

(71) Applicant: **Tech Safety Lines, Inc.**, Carrollton, TX
(US)

(72) Inventor: **Johnny Dickson**, Van Alstyne, TX (US)

(73) Assignee: **Tech Safety Lines, Inc.**, Carrollton, TX
(US)

(**) Term: **15 Years**

(21) Appl. No.: **29/709,731**

(22) Filed: **Oct. 16, 2019**

(51) **LOC (13) Cl.** **02-99**

(52) **U.S. Cl.**
USPC **D29/122**

(58) **Field of Classification Search**

USPC D3/201, 203.1, 203.6, 203.7, 203.8, 247,
D3/248, 249, 303; D8/2, 21, 22, 23, 24,
D8/25, 26, 27, 28, 29, 71, 72, 107, 30,
D8/303, 306, 349, 354, 355, 356, 382,
D8/394, 395, 396, 397, 398, 499;
D29/124, 125, 126, 128, 129, 130, 122;
D10/104.1, 109.1, 109.2, 121

(Continued)

(56) **References Cited**

U.S. PATENT DOCUMENTS

263,775 A * 9/1882 Emmert A62B 1/14
188/65.1
300,857 A * 6/1884 Evans A62B 1/14
182/192

(Continued)

FOREIGN PATENT DOCUMENTS

CN 203631161 U 6/2014

OTHER PUBLICATIONS

Youtube, "Tech Safety Lines' Aerial Platform (MEWP) Rescue Solutions", first available Apr. 18, 2019. (https://www.youtube.com/watch?v=PFYbeU3DBXw&feature=emb_title) (Year: 2019).*

(Continued)

Primary Examiner — Lauren D McVey

Assistant Examiner — Justin A Johnson

(74) *Attorney, Agent, or Firm* — Vincent J. Allen;
Carstens & Cahoon, LLP

(57) **CLAIM**

The ornamental design for a heat resistant sleeve for a descent controller, as shown and described herein.

DESCRIPTION

FIG. 1 is a front perspective view of the heat resistant sleeve; FIG. 2 is a bottom perspective view of the heat resistant sleeve;

FIG. 3 is a top view of the heat resistant sleeve;

FIG. 4 is a bottom view of the heat resistant sleeve;

FIG. 5 is a front elevation view of the heat resistant sleeve;

FIG. 6 is a rear elevation view of the heat resistant sleeve;

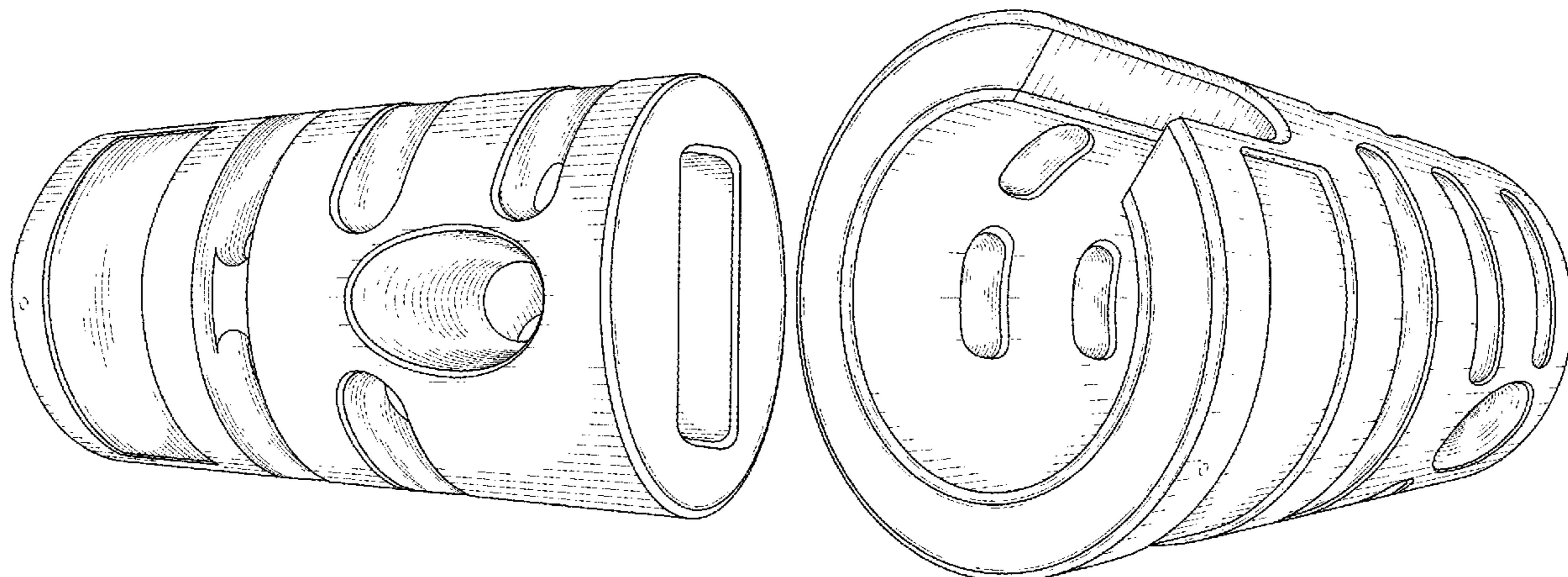
FIG. 7 is a left side elevation view of the heat resistant sleeve;

FIG. 8 is a right side elevation view of the heat resistant sleeve; and,

FIG. 9 is a front perspective view of the heat resistance sleeve with descent controller.

The broken lines illustrate portions of the environment and illustrate portions of the heat resistant sleeve for a descent controller. None of the broken lines form part of the claimed design.

1 Claim, 4 Drawing Sheets



(58) **Field of Classification Search**

CPC .. A61F 17/00; A62B 1/00; A62B 1/08; A62B 1/10; A62B 1/12; A62B 1/14; A62B 1/16; A62B 1/18; A62B 1/20; A62B 17/00; A62B 25/00; A62B 25/005; A62B 1/06; A62C 2/00; A62C 3/00; A62C 3/07; A62C 8/00; A62C 11/00; A62C 11/005; A62C 13/00; A62C 13/003; A62C 13/006; A62C 13/02; A62C 13/04; A62C 13/06; A62C 13/08; A62C 13/10; A62C 13/12; A62C 13/14; A62C 13/16; A62C 13/18; A62C 13/20; A62C 13/22; A62C 13/62; A62C 13/64; A62C 13/66; A62C 13/68; A62C 13/70; A62C 13/72; A62C 13/74; A62C 13/76; A62C 13/78; A62C 35/20; A62C 99/00; A62C 99/0009; A62C 99/0018; A62C 99/0027; A62C 99/0036; A62C 99/0045; A62C 99/0054; A62C 99/0063; A62C 99/0072; A62C 99/0081; A62C 99/009; B60R 2011/0071; F23N 5/18; F23N 2005/181; F23N 2005/182; F23N 5/184; F23N 2005/185; F23N 5/187; F23N 5/188; G08B 5/00; G08B 5/002; B63G 8/40

See application file for complete search history.

(56) **References Cited**

U.S. PATENT DOCUMENTS

D28,992 S * 7/1898 Eldon D8/303
 3,335,469 A 8/1967 Shand et al.
 3,949,832 A 4/1976 Hunter
 4,040,627 A 8/1977 Useldinger
 4,474,262 A 10/1984 Himmelrich
 4,508,193 A * 4/1985 Forrest A62B 1/06
 182/5
 4,651,351 A * 3/1987 Endo A62B 1/14
 182/129
 4,883,146 A 11/1989 Varner et al.
 5,038,888 A * 8/1991 Varner A62B 1/06
 182/5

5,090,503 A 2/1992 Bell
 5,131,491 A 7/1992 Varner et al.
 D385,936 S * 11/1997 Nakazaki A62B 1/14
 D21/756
 5,738,046 A 4/1998 Williams et al.
 5,848,667 A 12/1998 Davidson
 D422,200 S * 4/2000 Maruyama A62B 1/14
 D8/382
 6,800,007 B2 10/2004 Calkin
 6,814,185 B1 11/2004 Ostrobrod
 7,036,628 B2 5/2006 Wilcox et al.
 7,131,515 B2 11/2006 Gartsbeyn et al.
 D533,813 S * 12/2006 Fujiwara B62J 33/00
 D12/114
 D599,961 S * 9/2009 Arshadi D29/122
 7,650,717 B2 1/2010 Drayer
 D616,950 S * 6/2010 Hersee B62J 33/00
 D21/682
 7,942,241 B2 5/2011 Botti
 8,353,386 B2 1/2013 Helms
 9,320,925 B2 4/2016 Wise
 9,643,034 B2 5/2017 Wise
 D854,395 S * 7/2019 Meyer D8/303
 D933,308 S * 10/2021 Dickson D29/122
 2003/0057018 A1 3/2003 Dodson et al.
 2003/0057023 A1 3/2003 Gartsbeyn et al.
 2005/0230184 A1 10/2005 Ansaldo
 2006/0113147 A1 6/2006 Harris, Jr.
 2007/0007266 A1 * 1/2007 Sasaki B62J 33/00
 219/202
 2007/0272484 A1 11/2007 Helms
 2010/0051381 A1 3/2010 Wydner et al.
 2020/0330799 A1 * 10/2020 Dickson F16D 65/0979

OTHER PUBLICATIONS

Open Tip, "Sky Genie DS-L Descender Sky Genie", First accessed Feb. 23, 2021. (https://www.opentip.com/Sky-Genie-DS-L-Descender-Sky-Genie-p-4180457.html?ad=rc_related) (Year: 2021).*
 Instagram, "Highnovate", first available Jan. 1, 2021. (<https://www.instagram.com/p/CJgf5BJhKi/>) (Year: 2021).*
 Tech Safety Lines, "SRK-15", first accessed Feb. 23, 2021. (https://www.techsafetylines.com/app/uploads/2019/12/TSL_SRK-15_Global-Kit.pdf) (Year: 2021).*

* cited by examiner

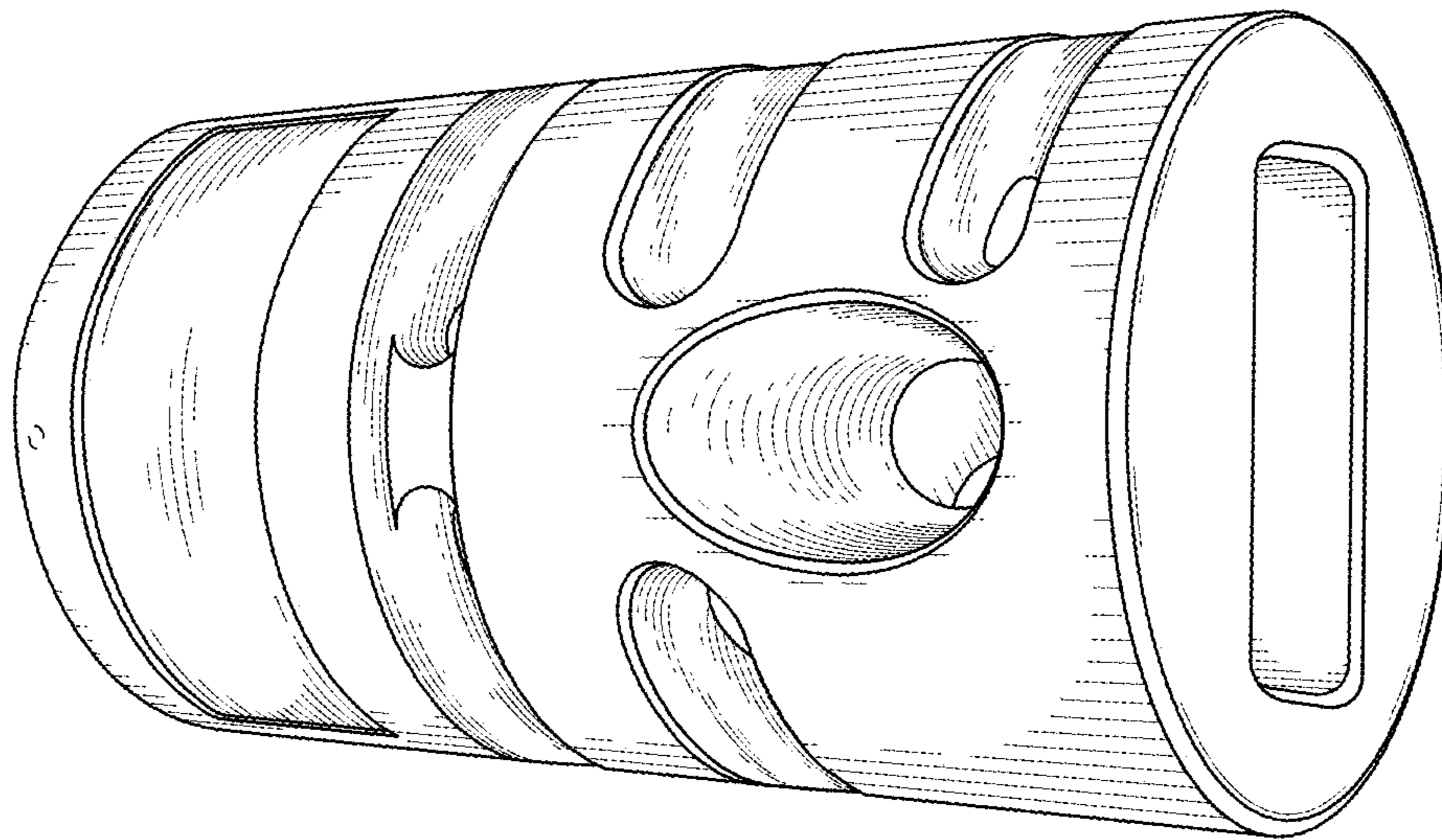


FIG. 1

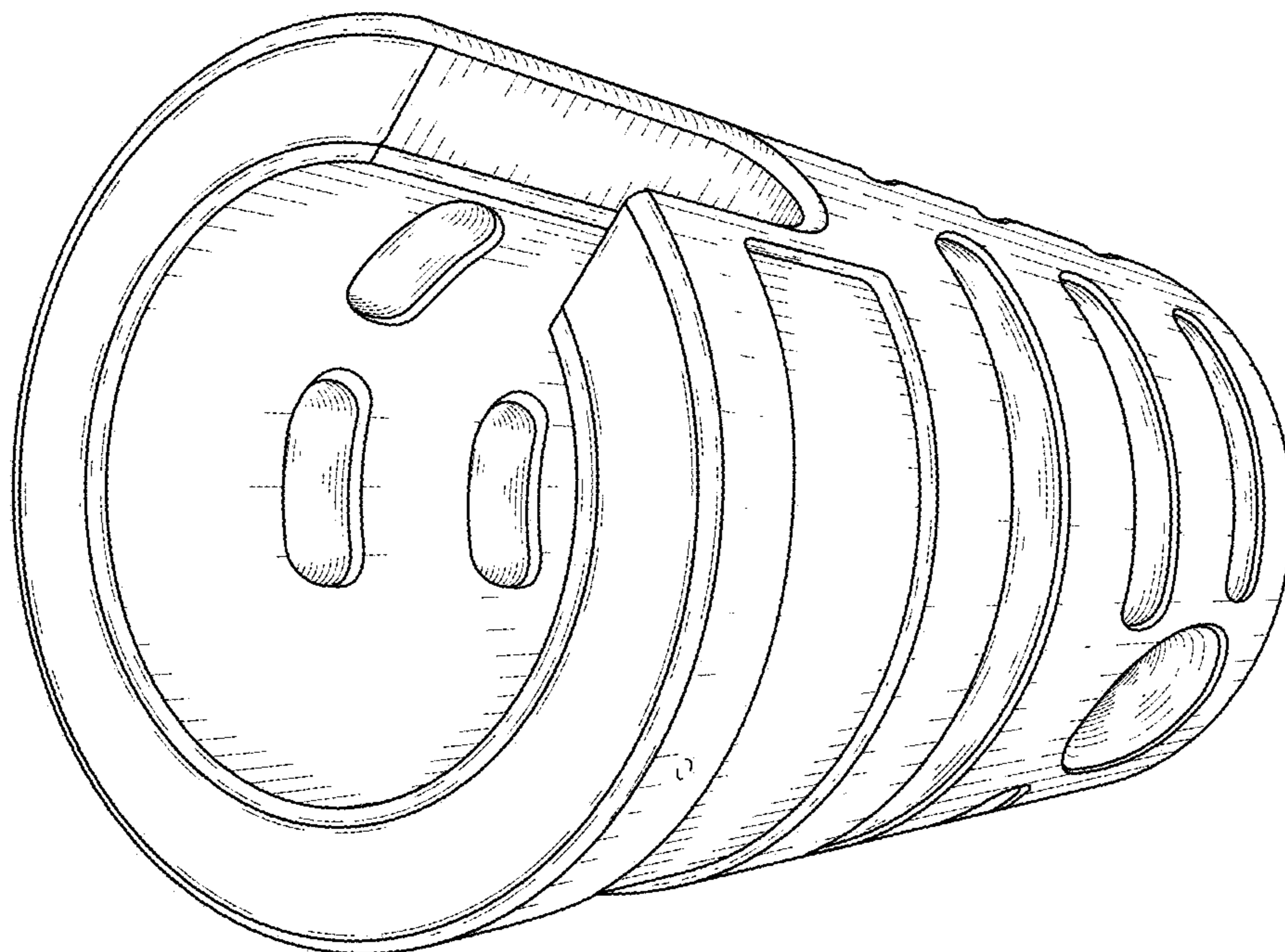


FIG. 2

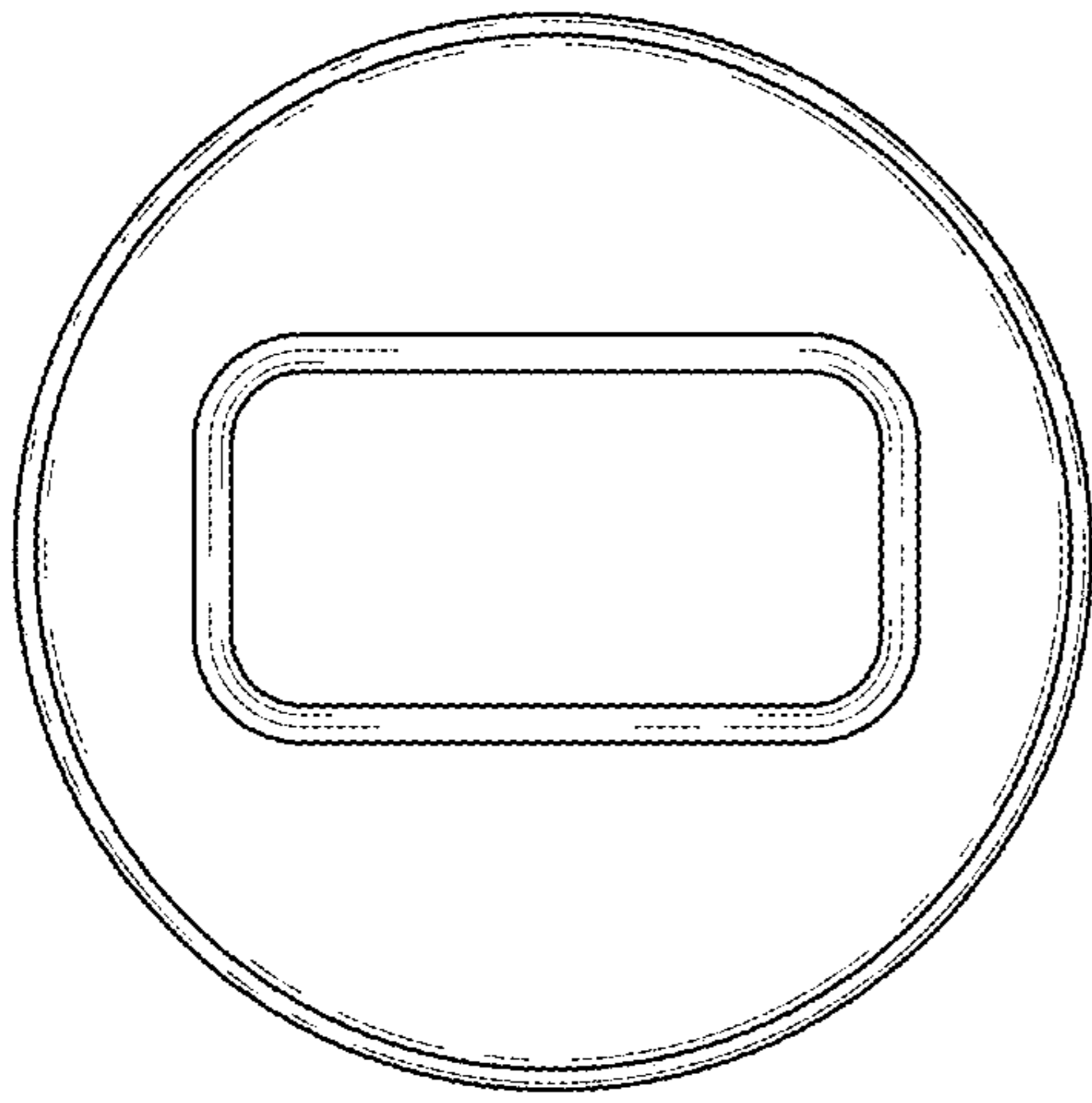


FIG. 3

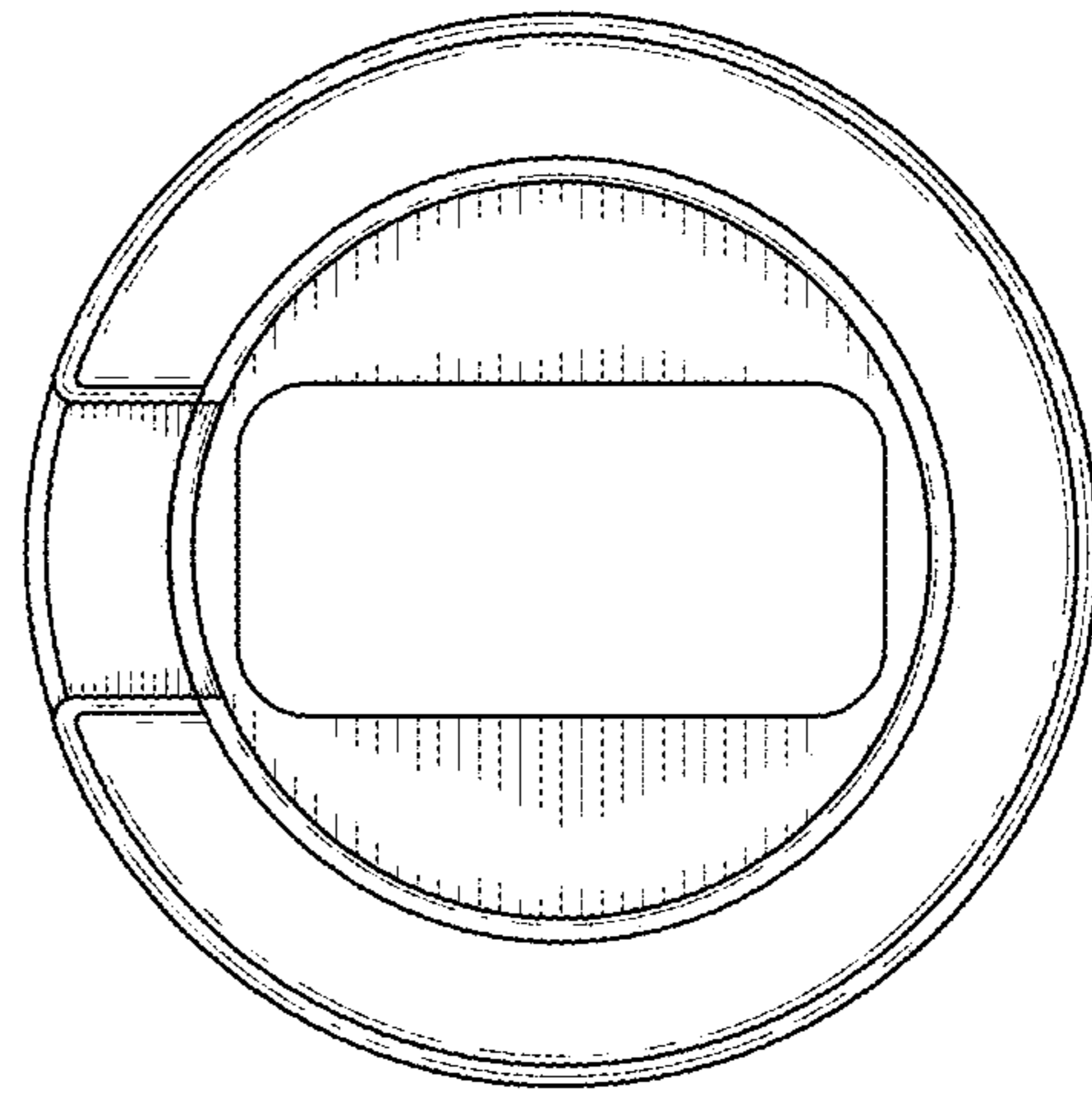


FIG. 4

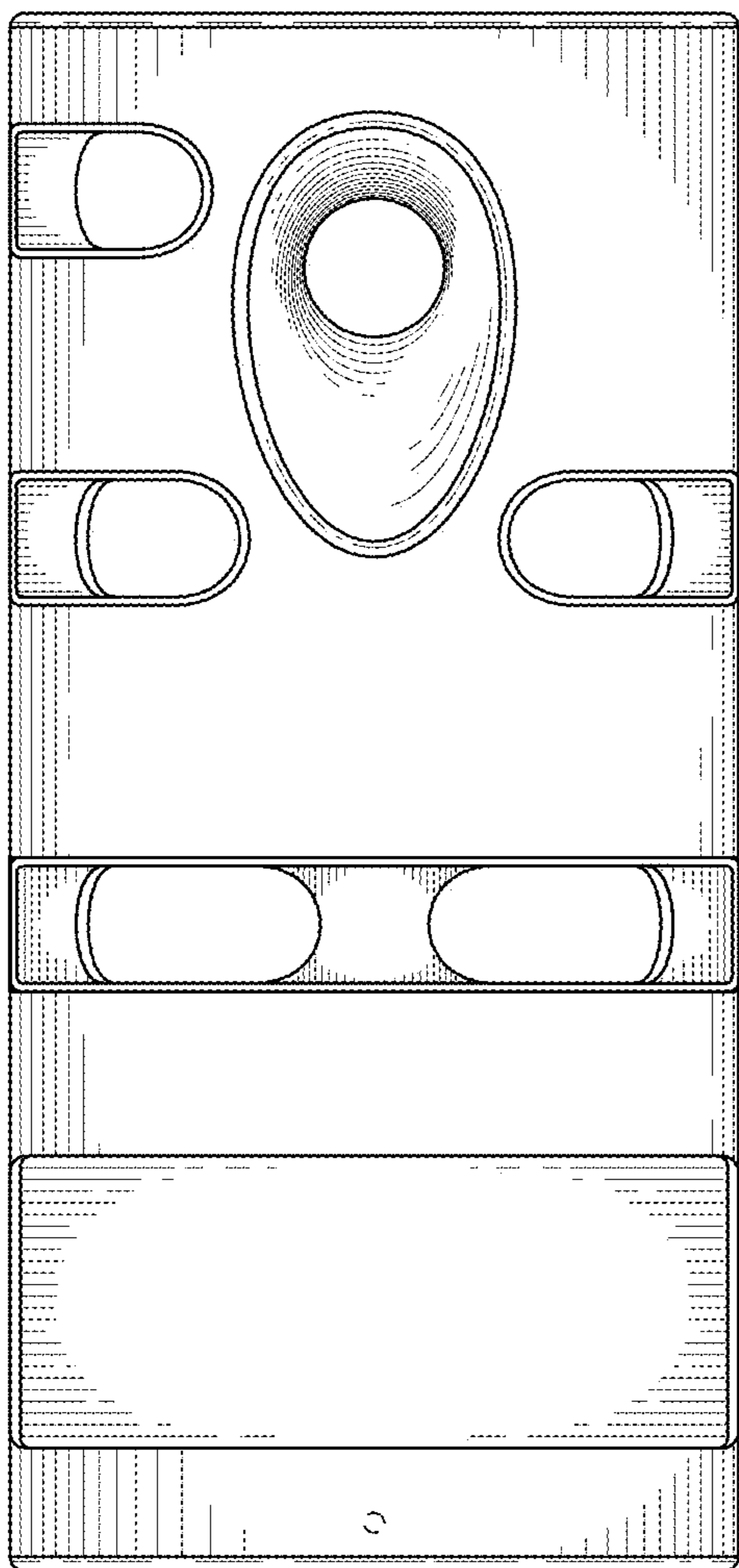


FIG. 5

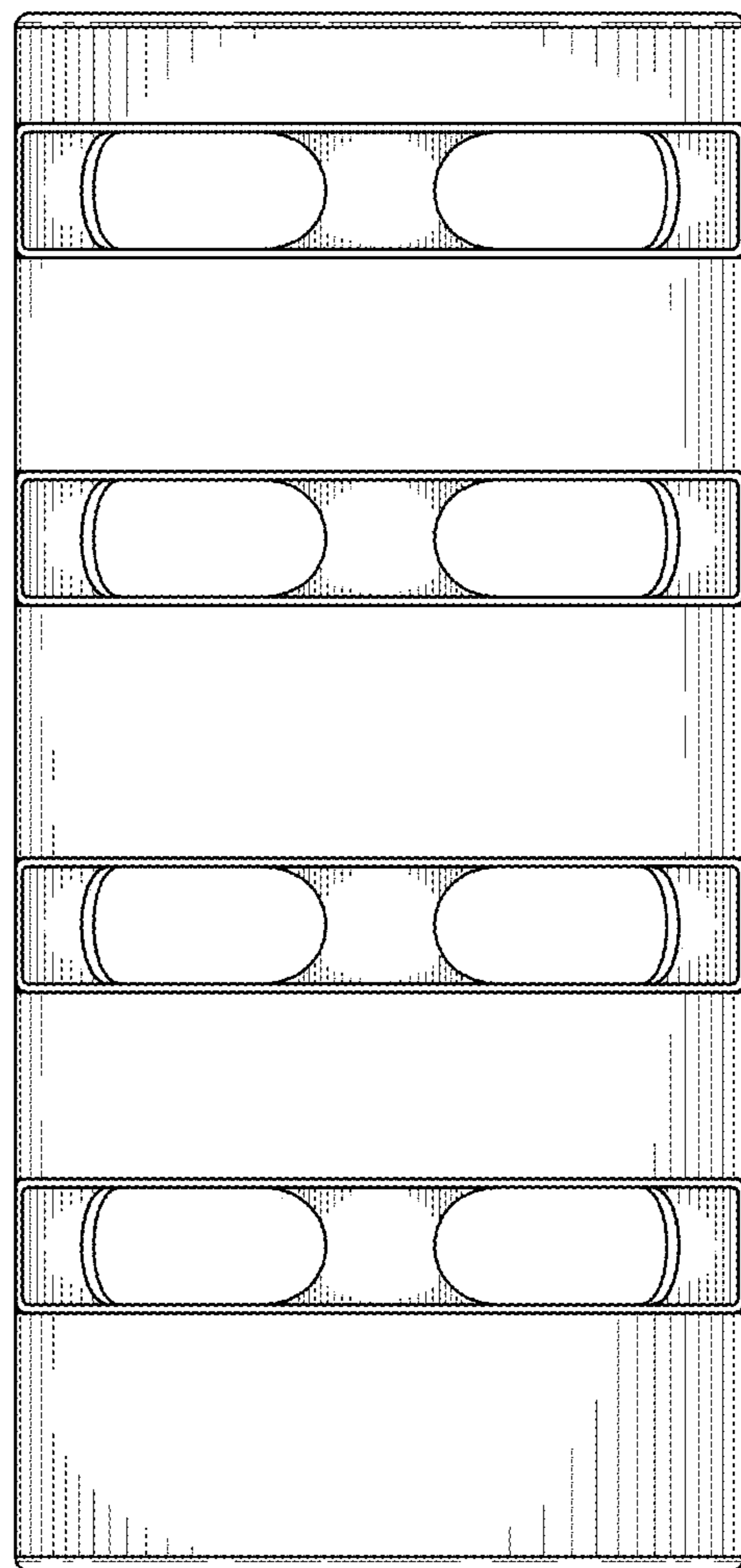


FIG. 6

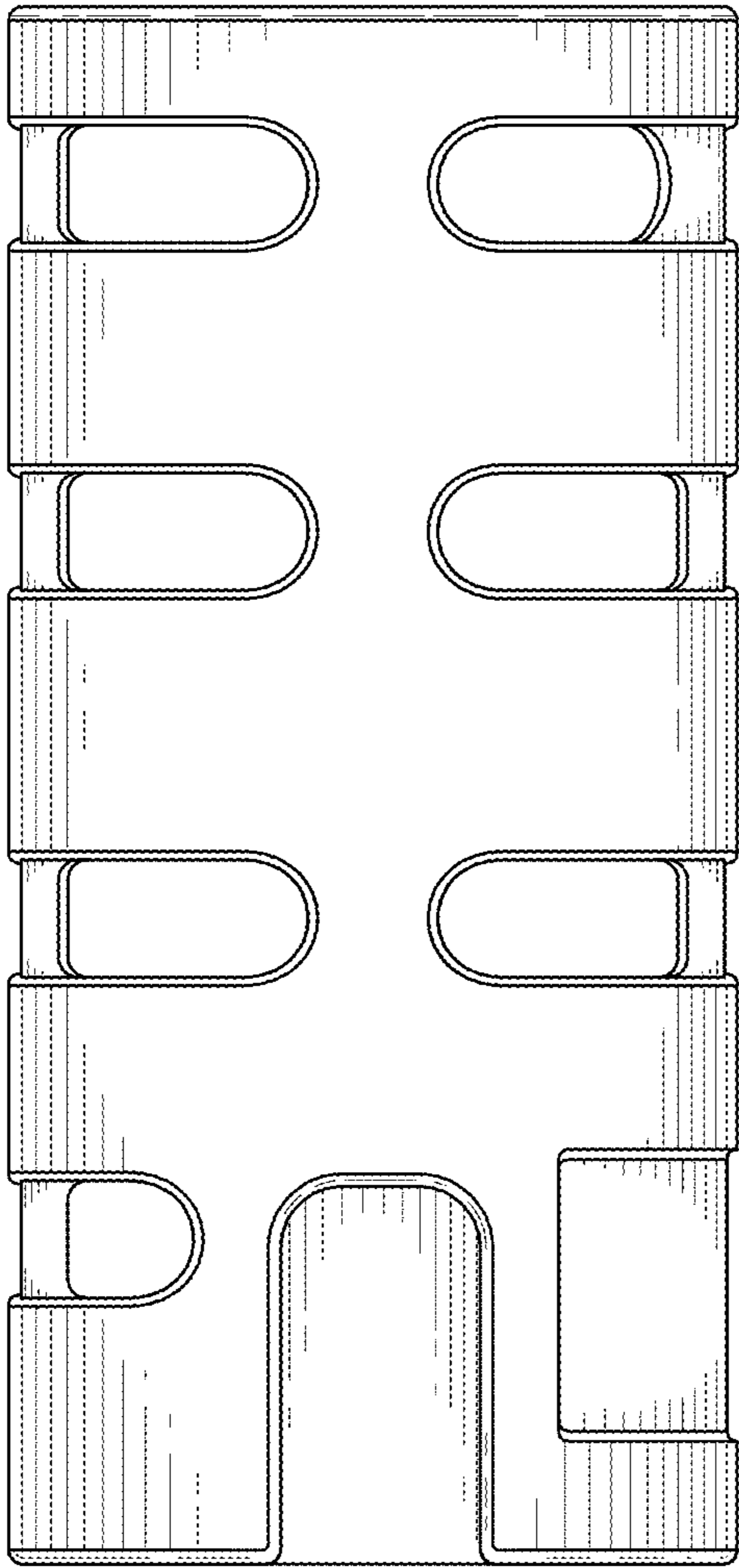


FIG. 7

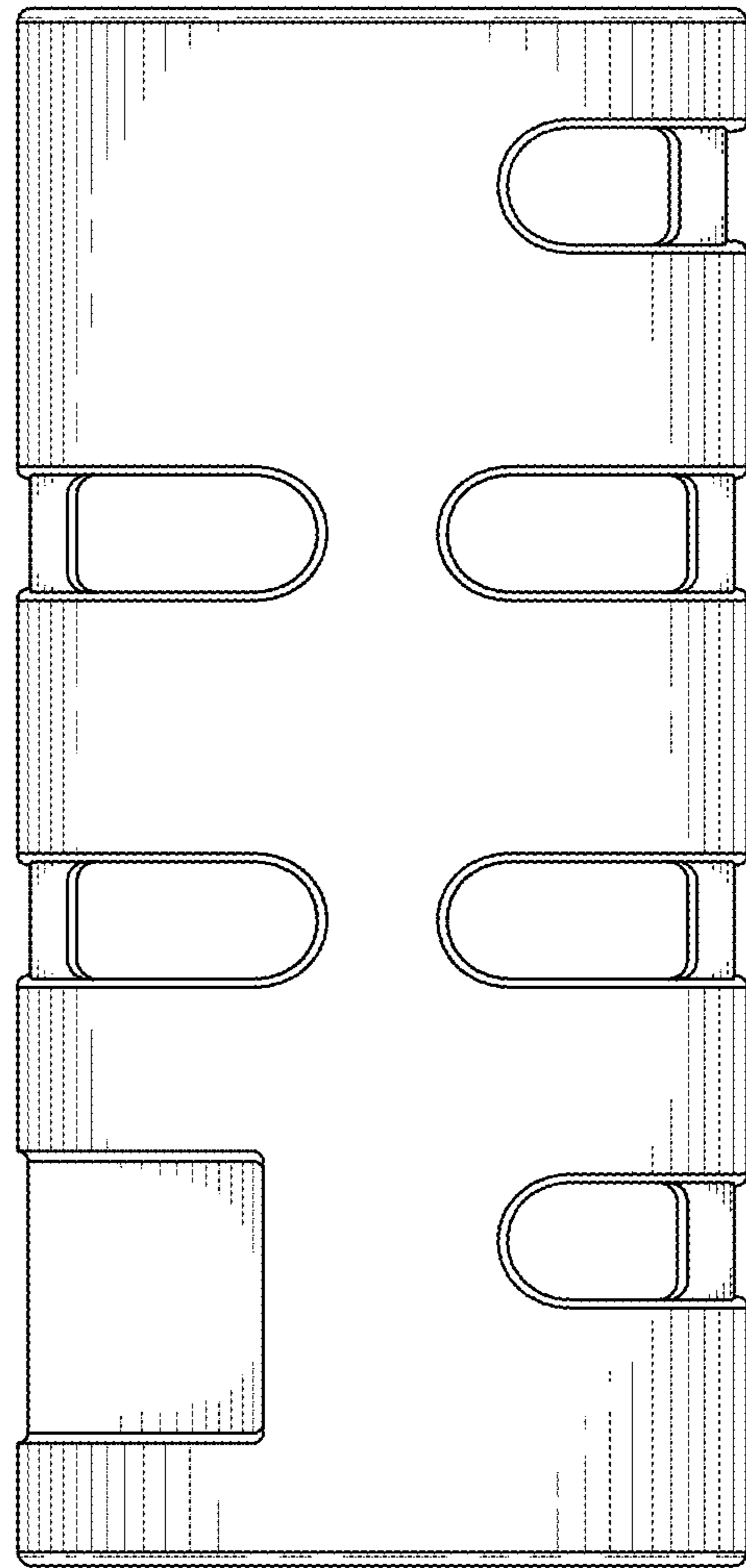


FIG. 8

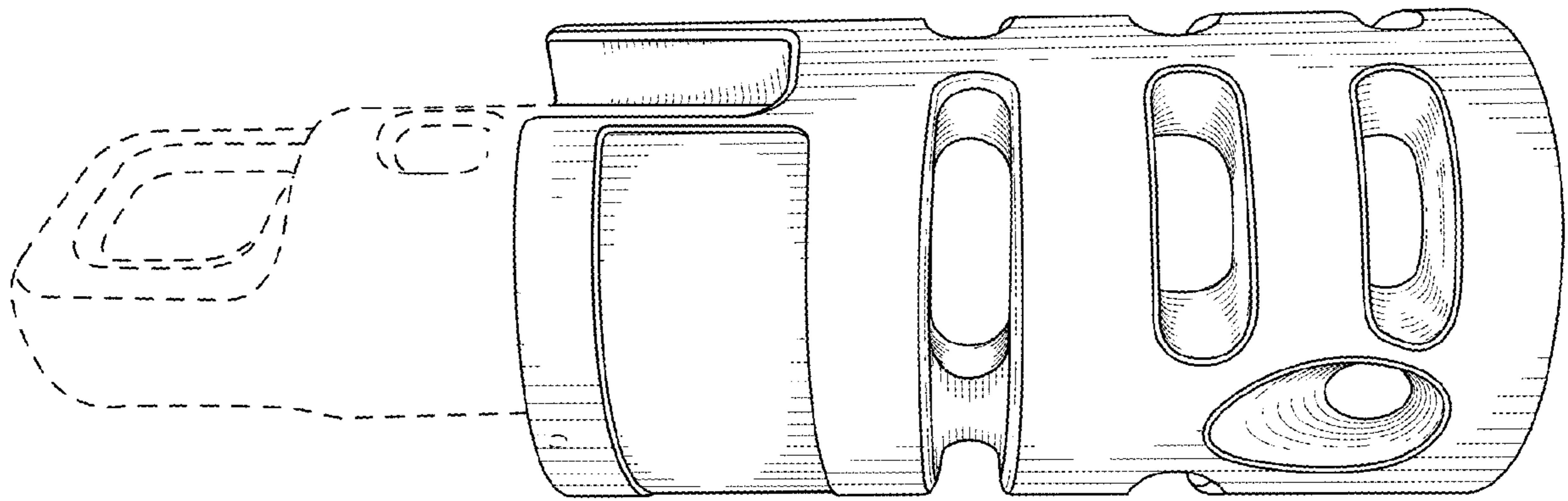


FIG. 9