



US00D957737S

(12) **United States Design Patent** (10) **Patent No.:** **US D957,737 S**
Park (45) **Date of Patent:** **** Jul. 12, 2022**

(54) **COMB**
(71) Applicant: **PARK WAY Co., Ltd.**, Tokyo (JP)
(72) Inventor: **Young-soo Park**, Tokyo (JP)
(73) Assignee: **PARKWAY CO., LTD.**, Tokyo (JP)
(**) Term: **15 Years**

D703,879 S * 4/2014 Green D30/158
D793,622 S * 8/2017 Villarreal D28/21
2015/0136166 A1* 5/2015 Rhineberger A45D 24/22
132/200

(21) Appl. No.: **29/704,928**
(22) Filed: **Sep. 9, 2019**

FOREIGN PATENT DOCUMENTS

JP 1399539 S 10/2010
JP 1478302 S 9/2013
JP 1494068 S 4/2014

(30) **Foreign Application Priority Data**
Mar. 11, 2019 (JP) 2019-005040
(51) **LOC (13) Cl.** **28-03**
(52) **U.S. Cl.**
USPC **D28/34**
(58) **Field of Classification Search**
USPC D28/7, 20-34, 39, 43; D30/158, 159
CPC A45D 24/00; A45D 24/005; A45D 24/02;
A45D 24/04; A45D 24/06; A45D 24/14;
A45D 24/22
See application file for complete search history.

* cited by examiner

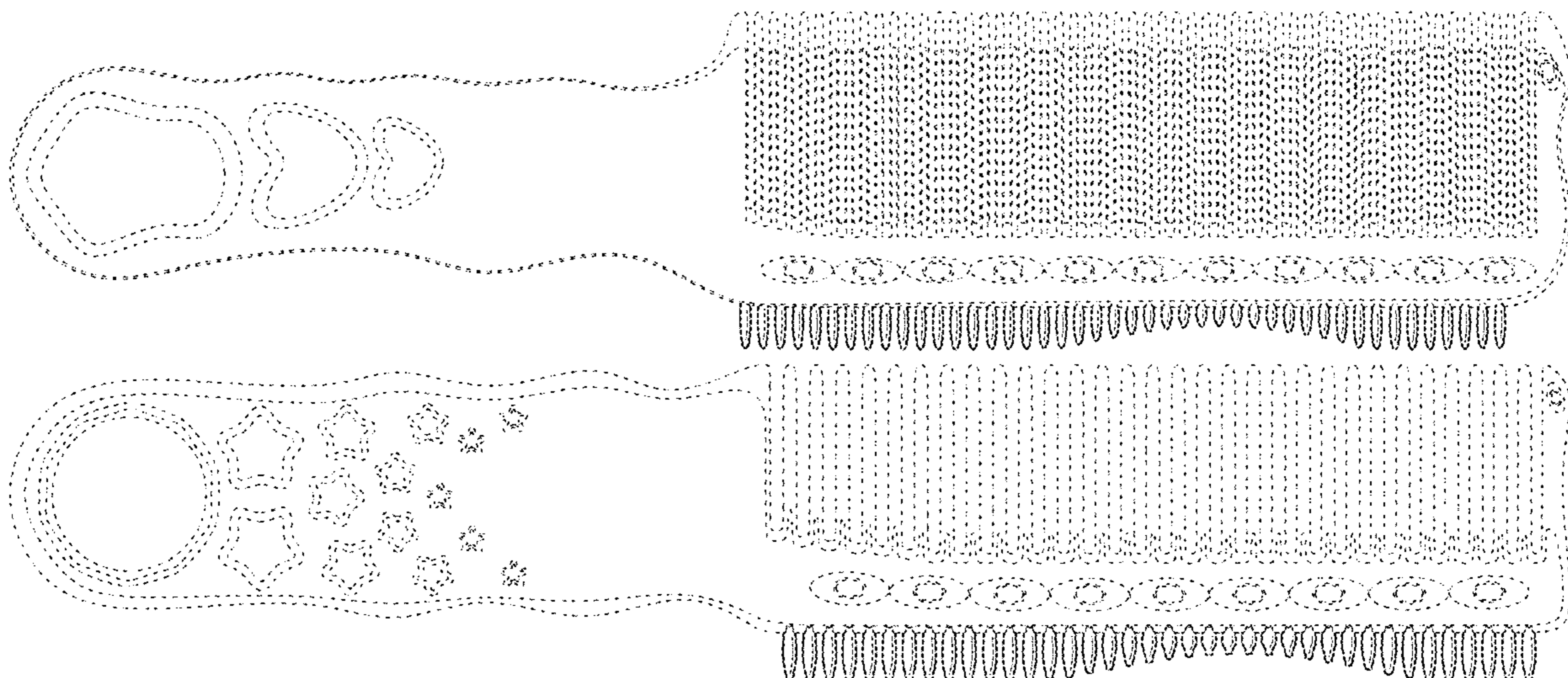
Primary Examiner — Zenia I Bennett
(74) *Attorney, Agent, or Firm* — Alleman Hall Creasman & Tuttle LLP

(56) **References Cited**
U.S. PATENT DOCUMENTS
3,628,545 A * 12/1971 Moody A45D 24/02
132/219
D275,329 S * 8/1984 Giuliano D28/30
D282,291 S * 1/1986 Harvey D28/21
D575,000 S * 8/2008 Warnett D28/21
D596,352 S * 7/2009 Germano-Cataldo D28/31

(57) **CLAIM**
The ornamental design for a comb, as shown and described.
DESCRIPTION

FIG. 1 is a front view of a comb showing my new design.
FIG. 2 is a left side view of the comb of FIG. 1.
FIG. 3 is a right side view of the comb of FIG. 1.
FIG. 4 is a top view of the comb of FIG. 1.
FIG. 5 is a bottom view of the comb of FIG. 1.
FIG. 6 is a front perspective view of the comb of FIG. 1.
FIG. 7 is a front view of a second embodiment of the comb of FIG. 1.
FIG. 8 is a left side view of the comb of FIG. 7.
FIG. 9 is a right side view of the comb of FIG. 7.
FIG. 10 is a top view of the comb of FIG. 7.
FIG. 11 is a bottom view of the comb of FIG. 7; and,
FIG. 12 is a front perspective view of the comb of FIG. 7.
The broken lines illustrating portions of the comb form no part of the claimed design.

1 Claim, 8 Drawing Sheets



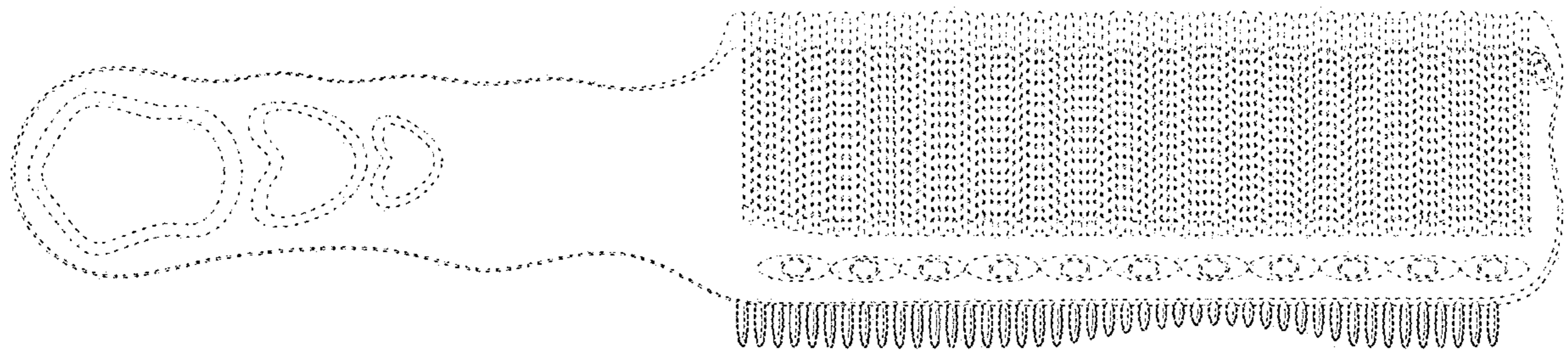


FIG. 1

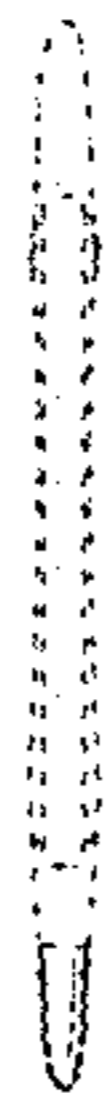


FIG. 2

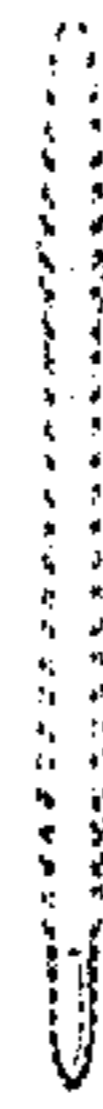


FIG. 3

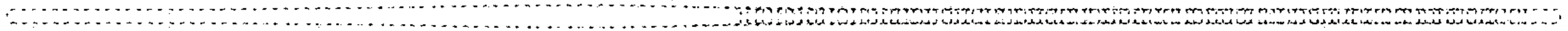


FIG. 4

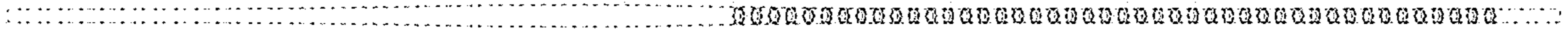


FIG. 5

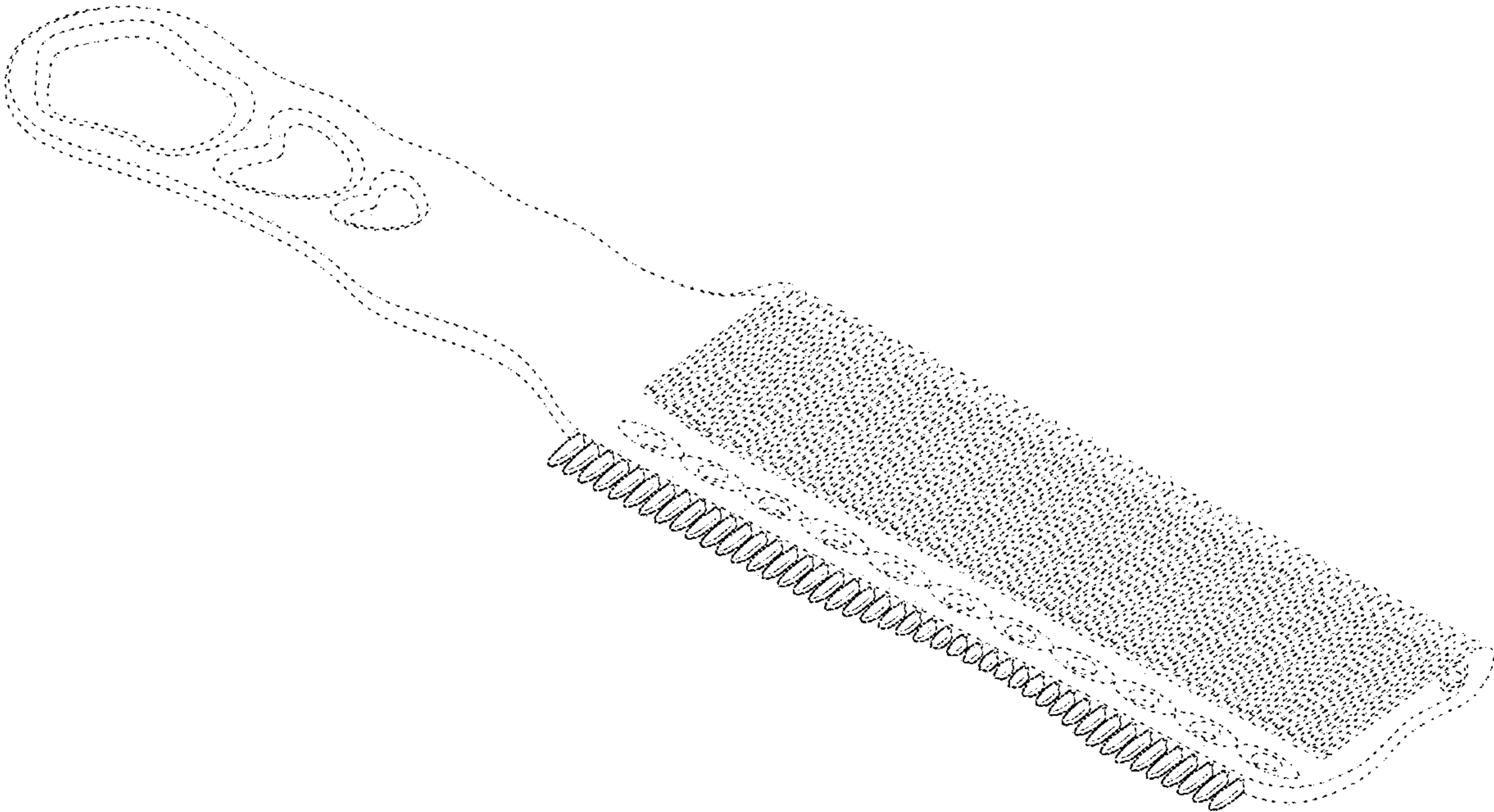


FIG. 6

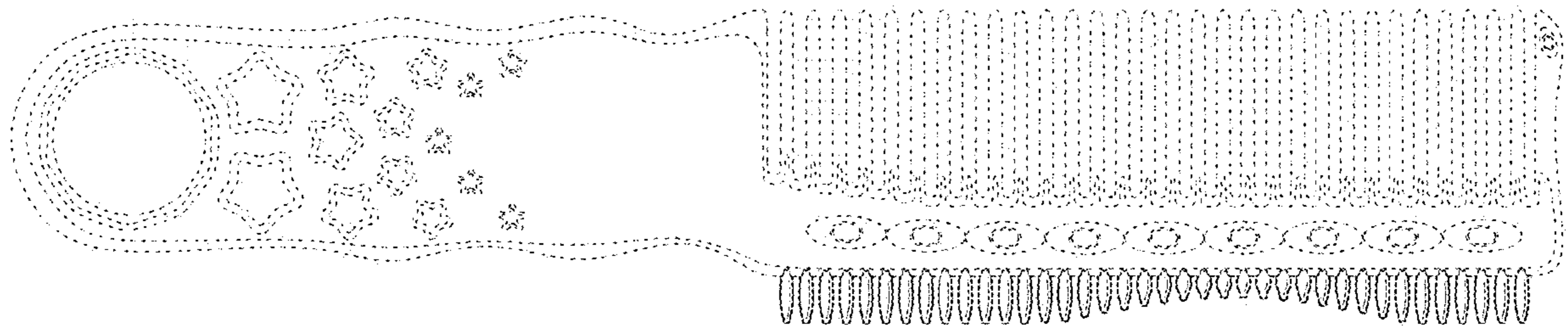


FIG. 7




FIG. 8

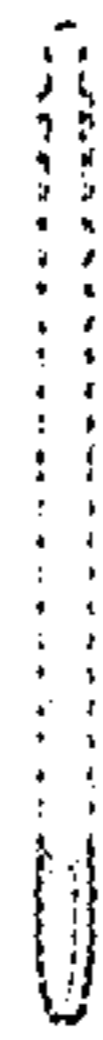


FIG. 9

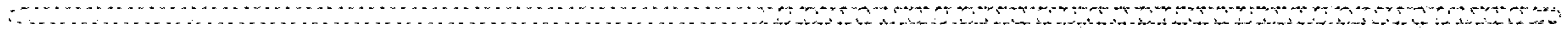


FIG. 10

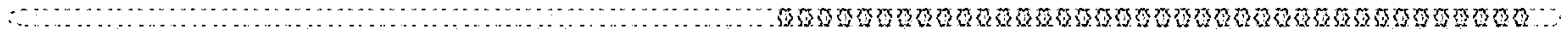


FIG. 11

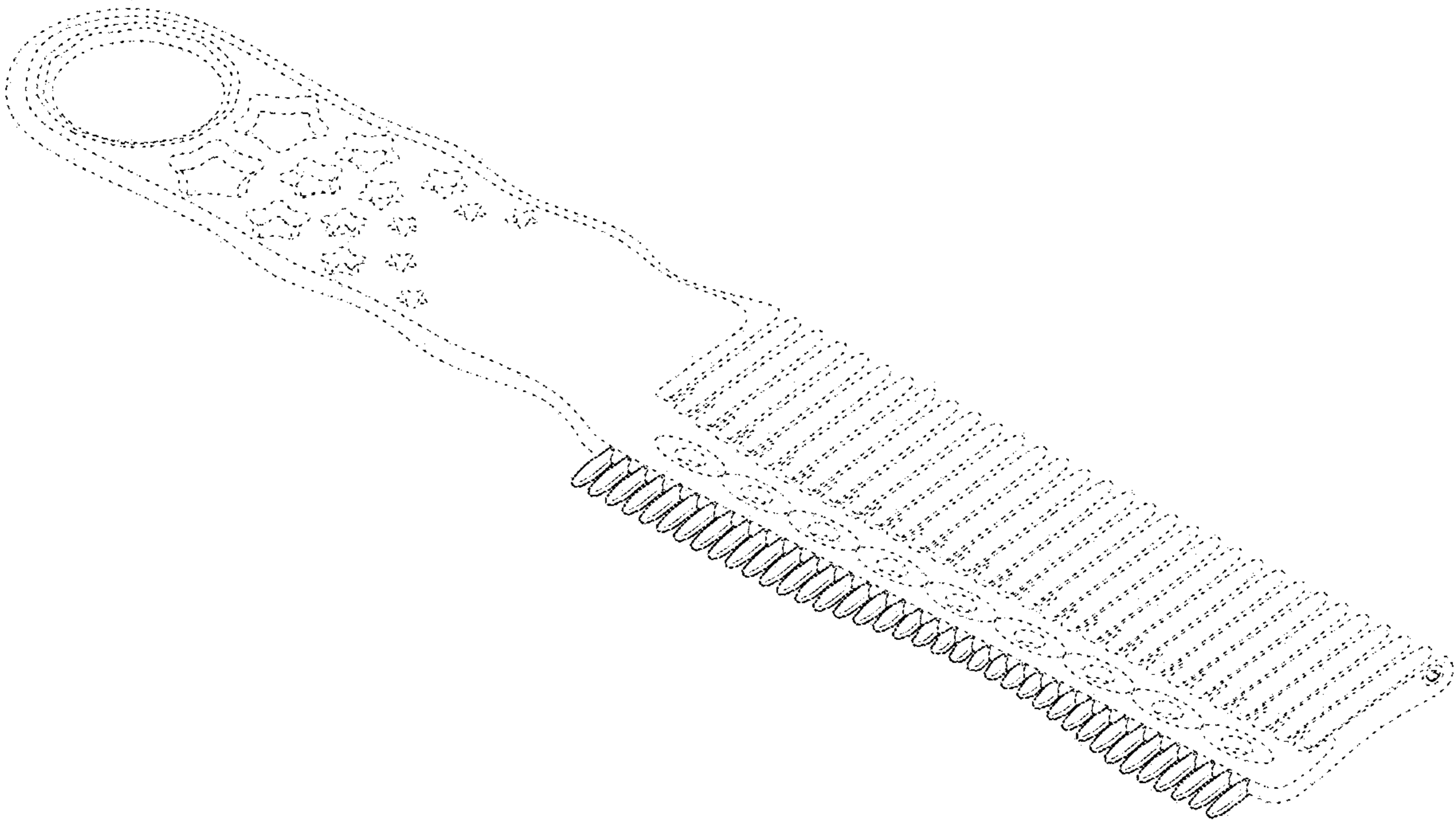


FIG. 12