



US00D957691S

(12) **United States Design Patent** (10) **Patent No.:** **US D957,691 S**
Taraczky (45) **Date of Patent:** **** Jul. 12, 2022**

(54) **WALL**
(71) Applicant: **Art1st Design Studio Kft.**, Budapest (HU)
(72) Inventor: **Daniel Taraczky**, Budapest (HU)
(73) Assignee: **Art1st Design Studio Kft.**, Budapest (HU)
(**) Term: **15 Years**
(21) Appl. No.: **29/733,534**
(22) Filed: **May 4, 2020**
(30) **Foreign Application Priority Data**
Nov. 4, 2019 (EM) 007182688
(51) **LOC (13) Cl.** **25-02**
(52) **U.S. Cl.**
USPC **D25/58**
(58) **Field of Classification Search**
USPC D6/329, 332, 553, 559, 672, 673, 675;
D25/58, 138, 199
CPC E04B 2/00; E04B 2/72; E04B 2/74
See application file for complete search history.

(56) **References Cited**
U.S. PATENT DOCUMENTS
4,043,086 A * 8/1977 Kaulfuss E04B 2/7405
52/71
4,047,342 A * 9/1977 Boulva E04B 2/7431
52/239
D264,001 S * 4/1982 Ankarswed D25/113
D301,170 S * 5/1989 Quinn D25/138
D411,626 S * 6/1999 Hoyle D25/58
6,718,709 B2 * 4/2004 Koutras E04B 2/7405
160/135
D533,284 S * 12/2006 Bledsoe D25/138

D546,476 S * 7/2007 Tressoff D25/58
D593,215 S * 5/2009 Bohler D25/58
D687,571 S * 8/2013 Gates D25/58
D711,012 S * 8/2014 Jorge D25/58
D805,069 S * 12/2017 Won D14/371
D837,417 S * 1/2019 Britton D25/138

OTHER PUBLICATIONS

New Magenta flagship store in the Donau Zentrum <https://newsroom.magenta.at/2020/09/18/magenta-flagshipstore-im-donau-zentrum/> Sep. 18, 2020 (Year: 2020).*
Telekom <https://www.telekom.com/en/blog/group/article/does-the-future-belong-to-the-flagship-585816> Nov. 18, 2019 (Year: 2019).*

* cited by examiner

Primary Examiner — Leanne Was-Englehart
(74) *Attorney, Agent, or Firm* — Millen, White, Zelano & Branigan, PC; Ryan Pool

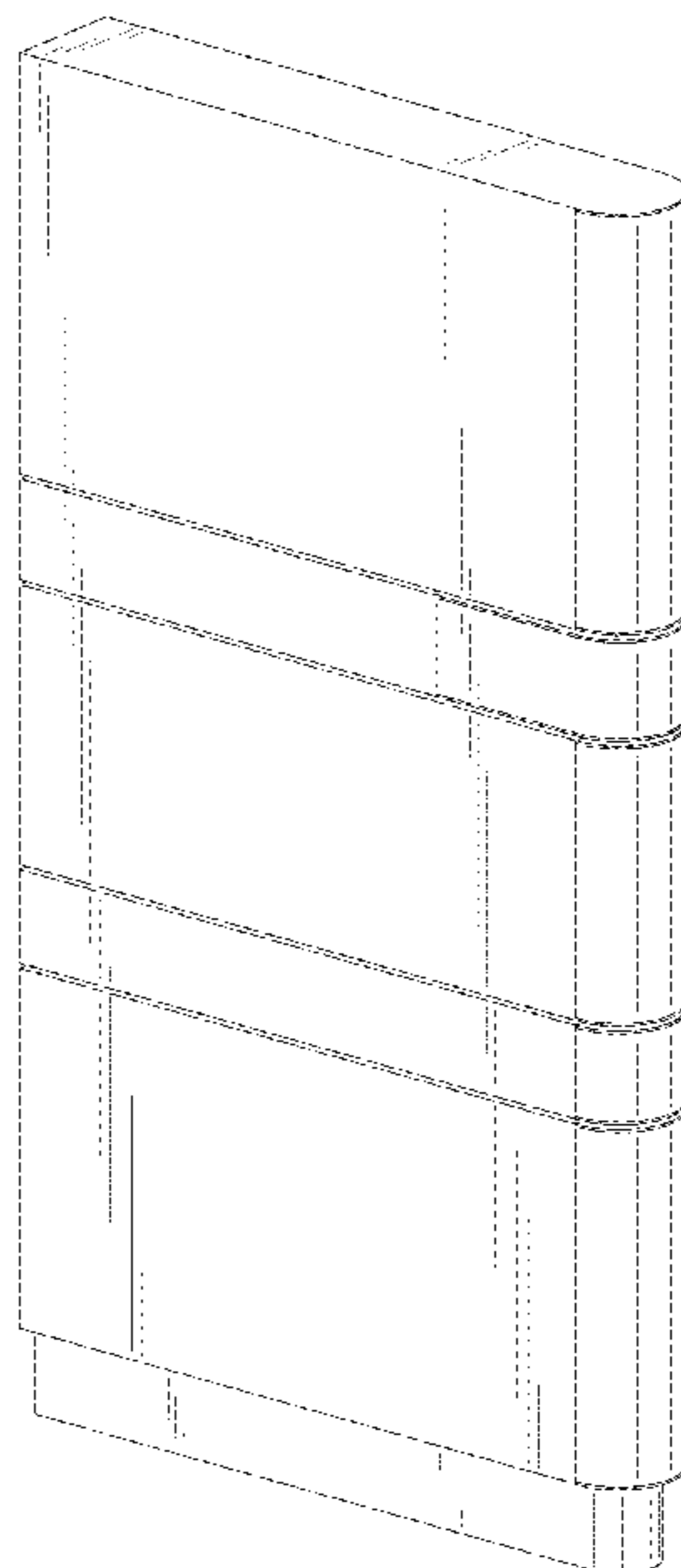
(57) **CLAIM**

The ornamental design for a wall, as shown and described.

DESCRIPTION

FIG. 1 is a front perspective view of the wall showing my new design.
FIG. 2 is a back perspective view thereof.
FIG. 3 is a top view thereof.
FIG. 4 is a back view thereof.
FIG. 5 is a front view thereof.
FIG. 6 is side view thereof.
FIG. 7 is another side view thereof; and,
FIG. 8 is bottom view thereof.
The broken lines depict portions of the wall that form no part of the claimed design.

1 Claim, 8 Drawing Sheets



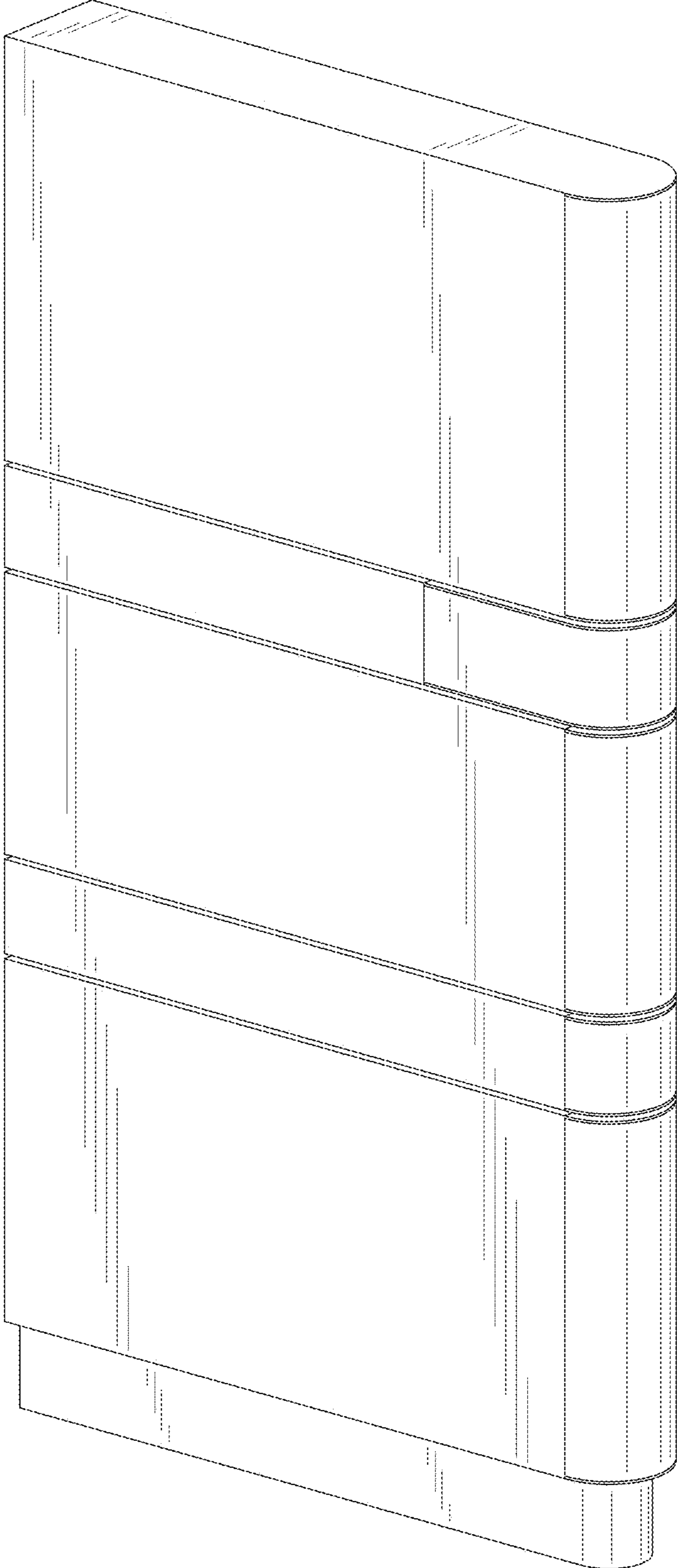


FIG.1

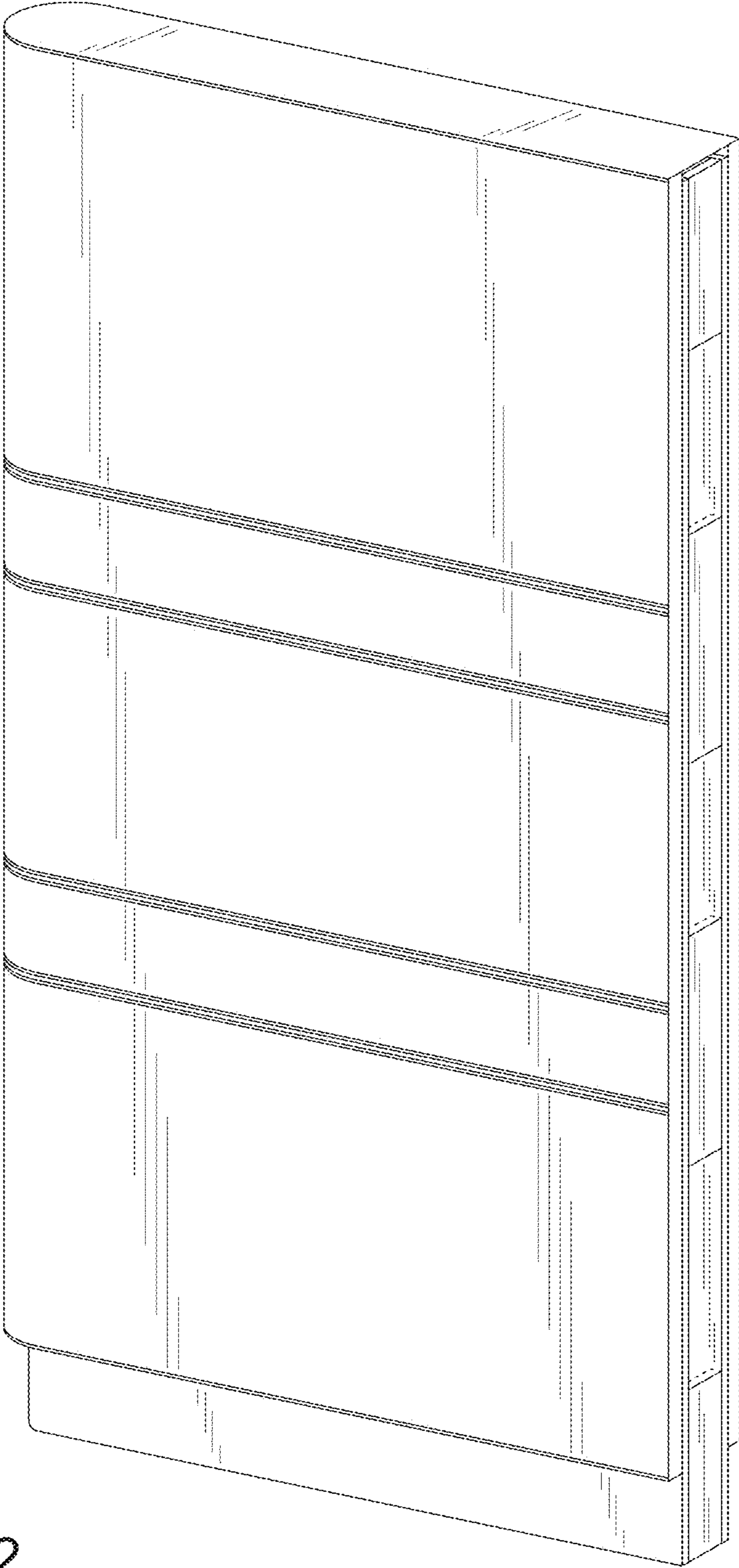


FIG.2



FIG.3



FIG. 4




FIG. 5




FIG.6




FIG.7




FIG. 8