



US00D957688S

(12) **United States Design Patent**
Kim et al.

(10) **Patent No.:** **US D957,688 S**

(45) **Date of Patent:** **** Jul. 12, 2022**

(54) **DOOR**

(71) Applicant: **LG ELECTRONICS INC.**, Seoul (KR)

(72) Inventors: **Hyunchul Kim**, Seoul (KR); **Insun Yeo**, Seoul (KR); **Kiyeal Seo**, Seoul (KR); **Junghoon Lee**, Seoul (KR)

(73) Assignee: **LG ELECTRONICS INC.**, Seoul (KR)

(**) Term: **15 Years**

(21) Appl. No.: **29/730,823**

(22) Filed: **Apr. 8, 2020**

(30) **Foreign Application Priority Data**

Nov. 28, 2019 (KR) 30-2019-0057437

(51) **LOC (13) Cl.** **25-02**

(52) **U.S. Cl.**
USPC **D25/48.3**

(58) **Field of Classification Search**
USPC D15/79-91; D25/48.1, 48.3, 48.4;
D6/663, 664, 671
CPC ... E06B 7/28; E06B 1/528; E06B 3/00; H01R
13/74; A47G 29/141; A47G 2029/147;
E05Y 2900/132

See application file for complete search history.

(56) **References Cited**

U.S. PATENT DOCUMENTS

- 3,263,370 A * 8/1966 Martinez E06B 3/822
49/501
- 3,271,919 A * 9/1966 Olton E06B 3/88
52/800.13
- D225,944 S * 1/1973 Klein D6/663
- D513,328 S * 12/2005 Lualdi D25/48.3

- D520,644 S * 5/2006 Lualdi D25/48.3
- D672,574 S * 12/2012 Wilson, Jr. D6/663
- D809,739 S * 2/2018 Spears D99/28
- D824,043 S * 7/2018 Gerhardt D25/48.3
- D846,151 S * 4/2019 Cicos D25/48.3

(Continued)

FOREIGN PATENT DOCUMENTS

- CN 300779555 * 5/2008
- CN 304727739 * 7/2018

(Continued)

OTHER PUBLICATIONS

LG Smart Door YouTube <https://www.youtube.com/watch?v=LGyTrxMYdvY> Jan. 9, 2020 (Year: 2020).*

(Continued)

Primary Examiner — Leanne Was-Englehart

(74) *Attorney, Agent, or Firm* — Birch, Stewart, Kolasch & Birch, LLP


(57) **CLAIM**

We claim the ornamental design for a door, as shown and described.

DESCRIPTION

FIG. 1 is a perspective view of a door showing the new design;
 FIG. 2 is a front elevation view thereof;
 FIG. 3 is a rear elevation view thereof;
 FIG. 4 is a left-side elevation view thereof;
 FIG. 5 is a right-side elevation view thereof;
 FIG. 6 is a top plan view thereof;
 FIG. 7 is a bottom plan view thereof;
 FIG. 8 is a perspective view showing a state of the delivery storage, refrigerator and laundry storage opened respectively; and,
 FIG. 9 is a perspective view showing a state of the rear laundry storage opened.

1 Claim, 9 Drawing Sheets



(56)

References Cited

U.S. PATENT DOCUMENTS

D917,070 S * 4/2021 Seo D25/48.3
D925,619 S * 7/2021 Kim D15/91
D928,853 S * 8/2021 Kim D15/91
2021/0207424 A1* 7/2021 Kim E06B 7/32
2021/0207429 A1* 7/2021 Kim E06B 1/524
2021/0207431 A1* 7/2021 Kim A47G 29/141
2021/0207879 A1* 7/2021 Kim F25B 21/02
2021/0209878 A1* 7/2021 Kim F25D 13/00

FOREIGN PATENT DOCUMENTS

CN 305487177 * 12/2019
GB 8205065000-1000 * 10/2019
JP D1629932 * 4/2019
KR 3009373610004 * 12/2017
KR 301032225.0000 * 11/2019

OTHER PUBLICATIONS

Samsung SHP-DR708 _ Smart IoT, WiFi Digital Door Lock <https://www.samsungdigitallife.com/shp-dr708/> Feb. 2019 (Year: 2019).*

* cited by examiner

FIG. 1




FIG. 2

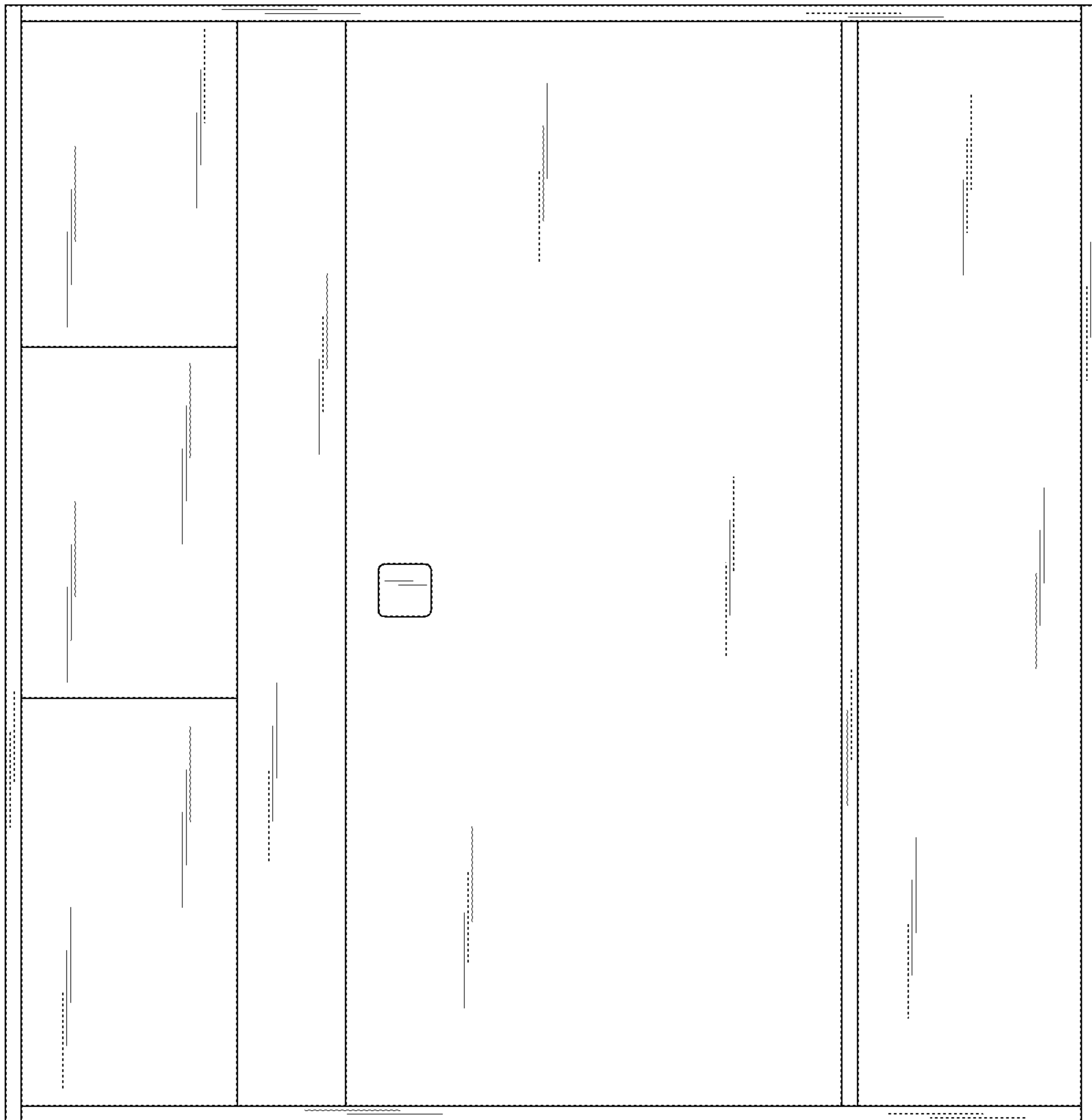


FIG. 3




FIG. 4




FIG. 5

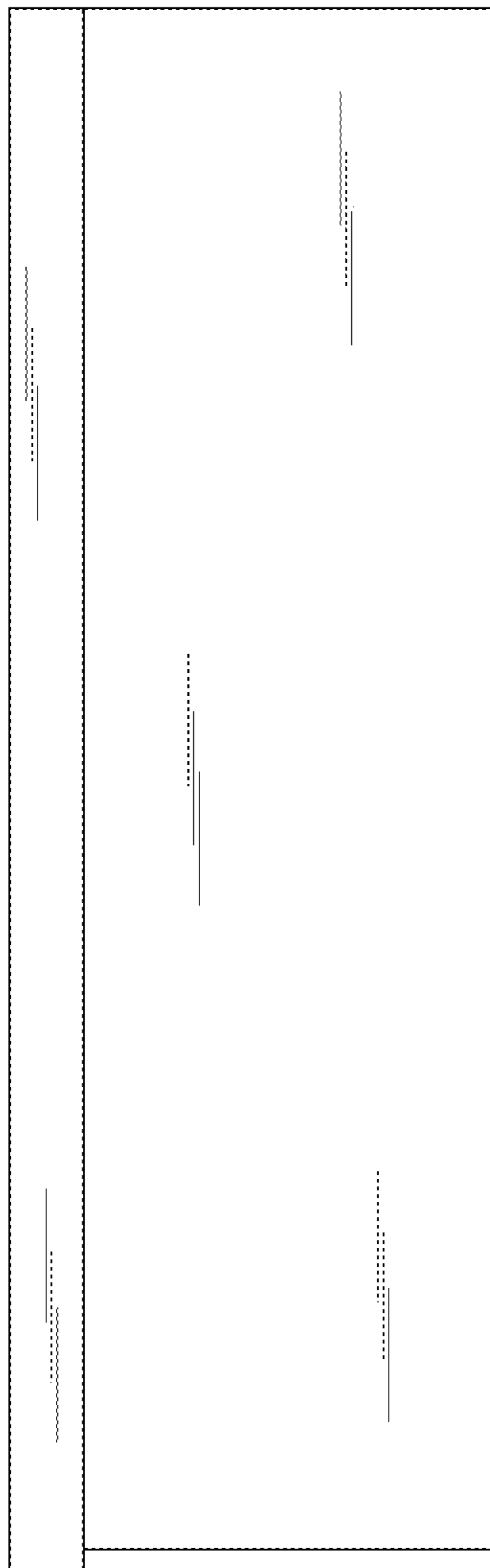


FIG. 6



FIG. 7




FIG. 8

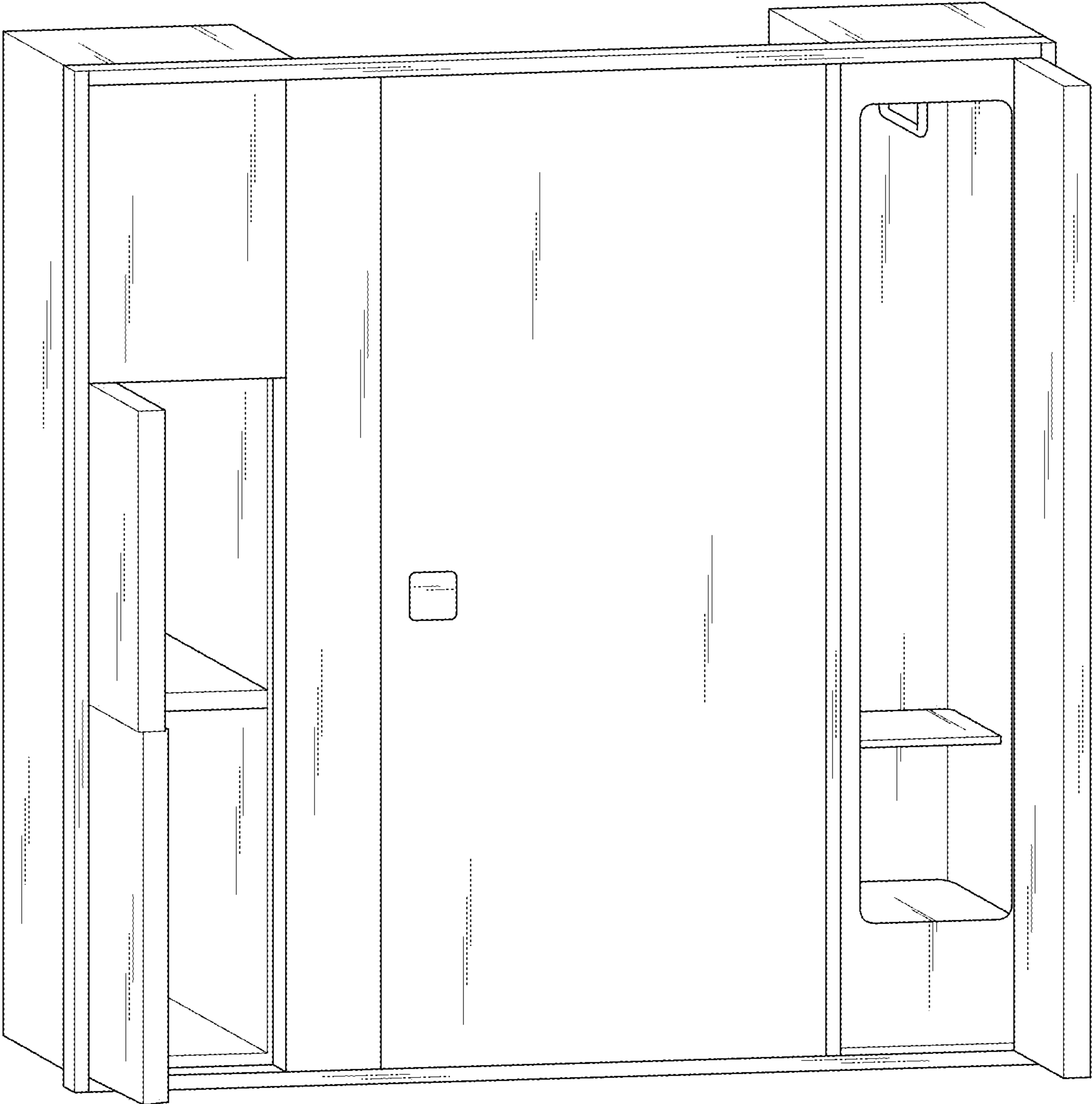


FIG. 9

