



US00D957686S

(12) **United States Design Patent** (10) **Patent No.:** **US D957,686 S**
Zhao (45) **Date of Patent:** **** Jul. 12, 2022**

(54) **FENCE PANEL**
(71) Applicant: **Ningbo Evergreen Garden Tools Co., Ltd., Ningbo (CN)**
(72) Inventor: **Shengyin Zhao, Cixi (CN)**
(73) Assignee: **Ningbo Evergreen Garden Tools Co., Ltd., Ningbo (CN)**
(**) Term: **15 Years**
(21) Appl. No.: **29/802,664**
(22) Filed: **Aug. 6, 2021**
(51) **LOC (13) Cl.** **25-02**
(52) **U.S. Cl.**
USPC **D25/42**
(58) **Field of Classification Search**
USPC D25/38.1, 39, 42, 43
CPC E04H 17/00; E04H 17/14; E04H 17/1408;
E04H 17/1413; E04H 17/168
See application file for complete search history.

(56) **References Cited**

U.S. PATENT DOCUMENTS

177,897 A * 5/1876 Thomas E04H 17/1413
52/149
D196,367 S * 9/1963 Macdonald D25/42
6,123,169 A * 9/2000 Borris G10K 11/16
D25/44
6,293,523 B1 * 9/2001 Fendler E04H 17/168
256/27
D465,286 S * 11/2002 Gregori D25/38.1
D572,051 S * 7/2008 Jannetides, Sr. D6/718.13
D738,535 S 9/2015 Bucarizza
D780,323 S * 2/2017 Wu D25/39
D784,558 S * 4/2017 Wu D25/38.1
D797,308 S 9/2017 Knudsen
D927,732 S * 8/2021 Luczycki D25/42

2008/0163569 A1 * 7/2008 Woodard E04B 1/34326
52/274
2009/0173034 A1 * 7/2009 Woolston E04H 17/1413
29/897.31
2013/0256618 A1 * 10/2013 Hayter E04H 17/1447
256/24
2014/0105687 A1 * 4/2014 Southworth E02D 27/42
405/107
2017/0058557 A1 * 3/2017 Wu E04H 17/22
2019/0119947 A1 * 4/2019 Johnson E04H 17/1413
2019/0177998 A1 * 6/2019 Sheehan E04H 17/20
2021/0148677 A1 * 5/2021 Glick F41H 11/08
2021/0363712 A1 * 11/2021 Wilson E04C 3/07
2021/0381271 A1 * 12/2021 Schneider E04H 17/1456

FOREIGN PATENT DOCUMENTS

EM 005520301-0009 * 8/2018
EM 008590806-0001 * 7/2021
EM 008635494-0001 * 8/2021

* cited by examiner

Primary Examiner — Leanne Was-Englehart
(74) *Attorney, Agent, or Firm* — Georgi Korobanov

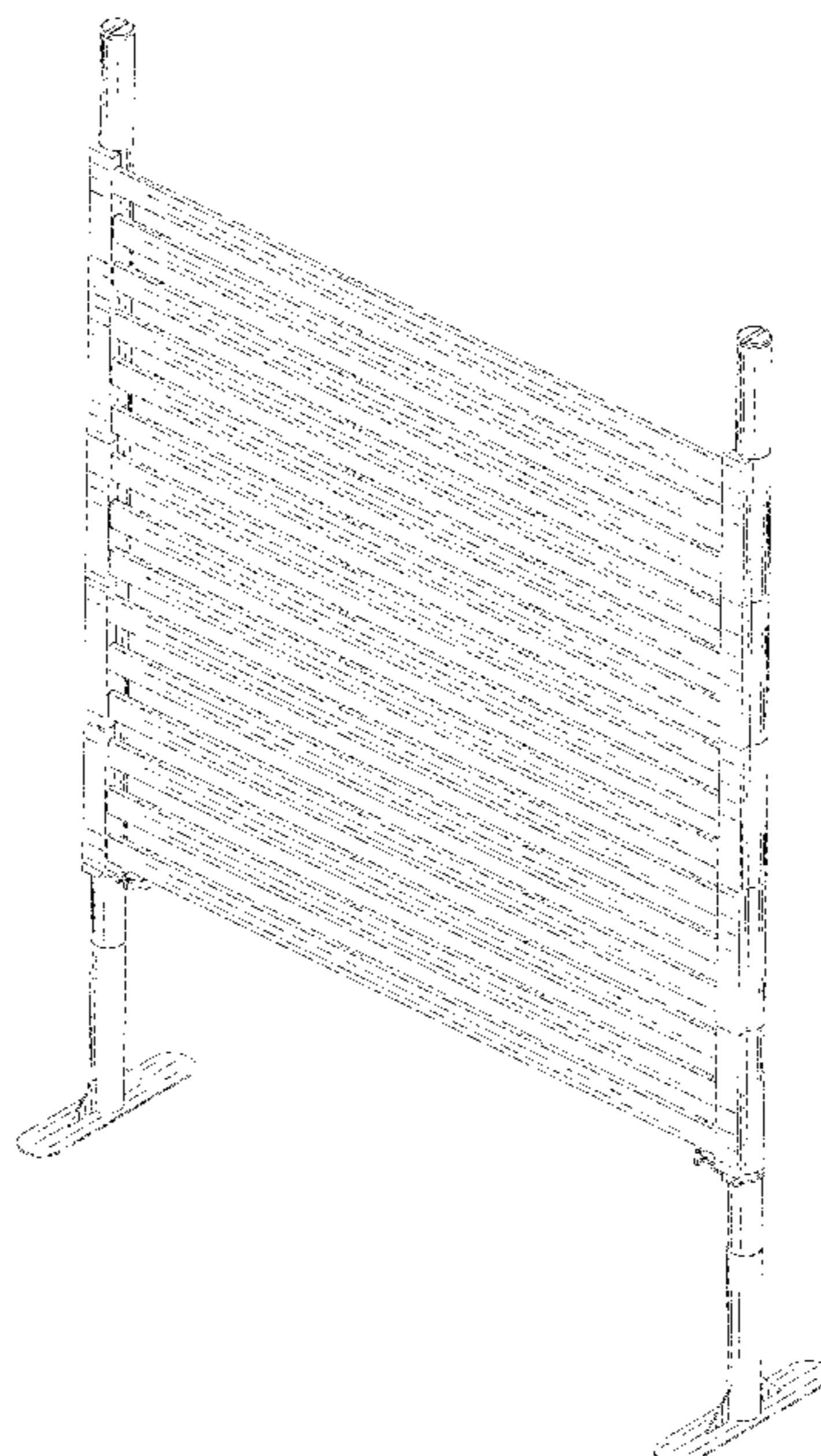
(57) **CLAIM**

The ornamental design for a fence panel, as shown and described.

DESCRIPTION

FIG. 1 is a top front perspective view of a fence panel, showing my new design;
FIG. 2 is a bottom back perspective view thereof;
FIG. 3 is a front view thereof;
FIG. 4 is a rear view thereof;
FIG. 5 is a left side view thereof;
FIG. 6 is a right side view thereof;
FIG. 7 is a top plan view thereof; and,
FIG. 8 is a bottom plan view thereof.

1 Claim, 8 Drawing Sheets



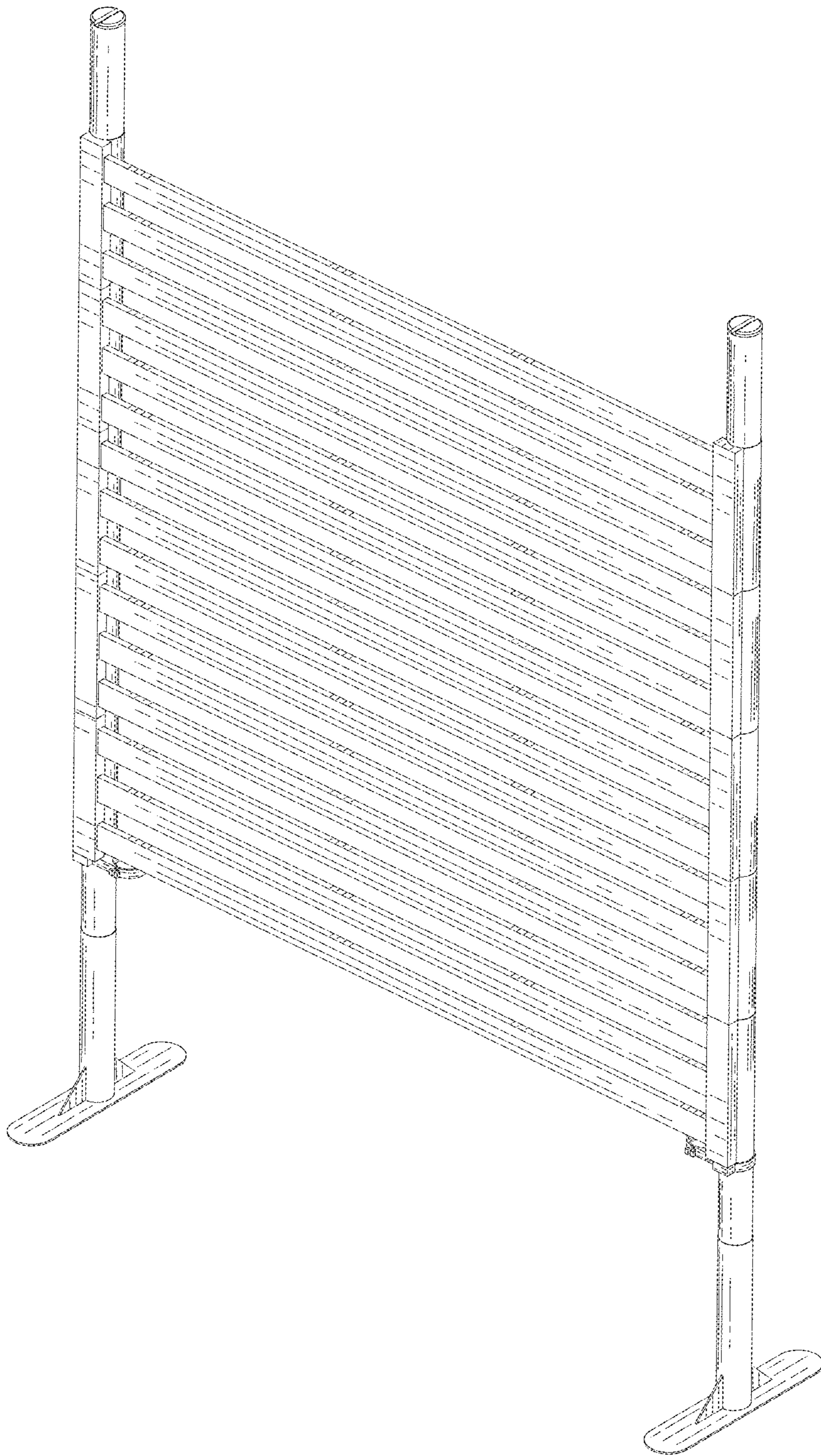


FIG. 1

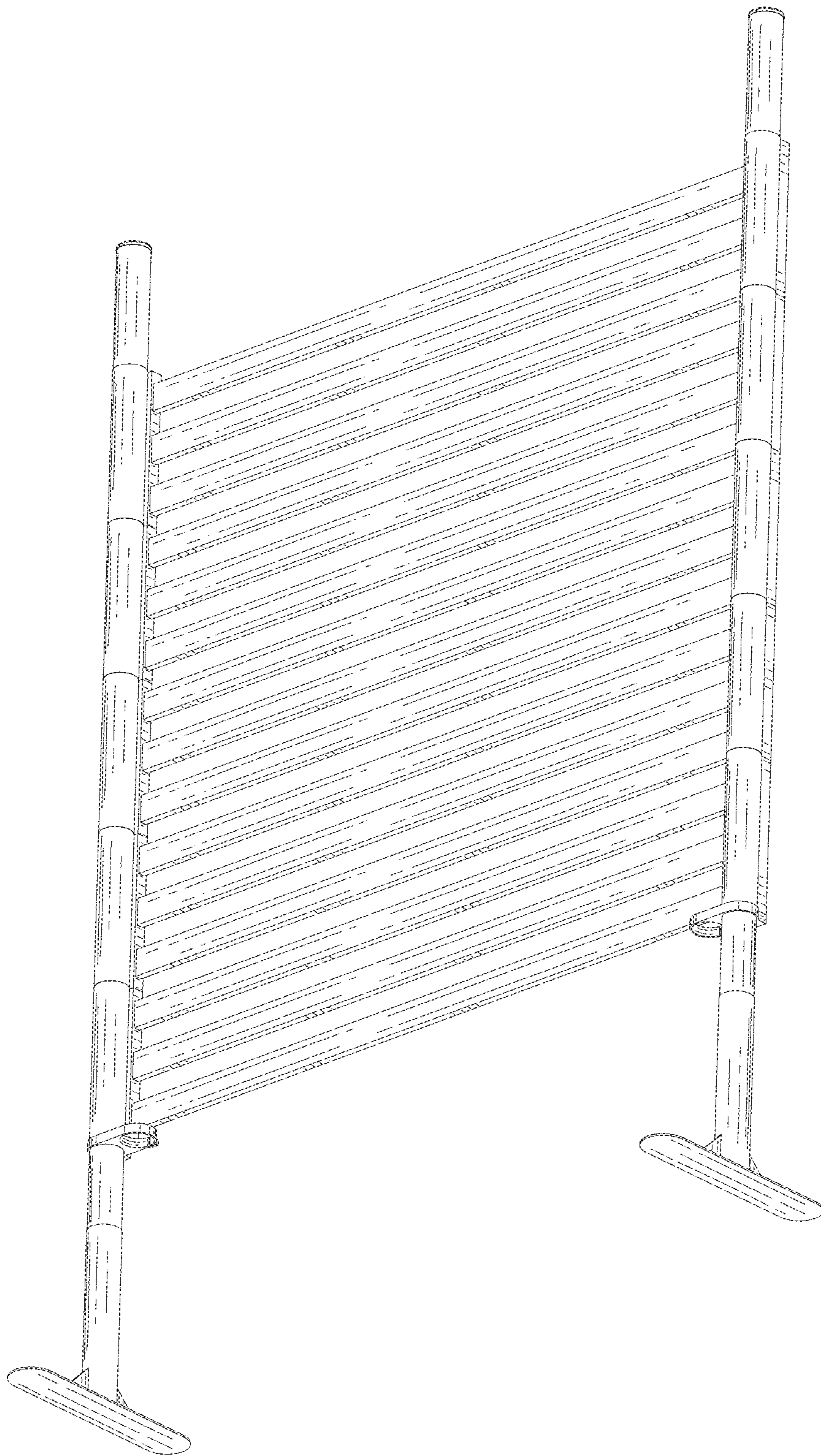


FIG. 2



FIG. 3



FIG. 4

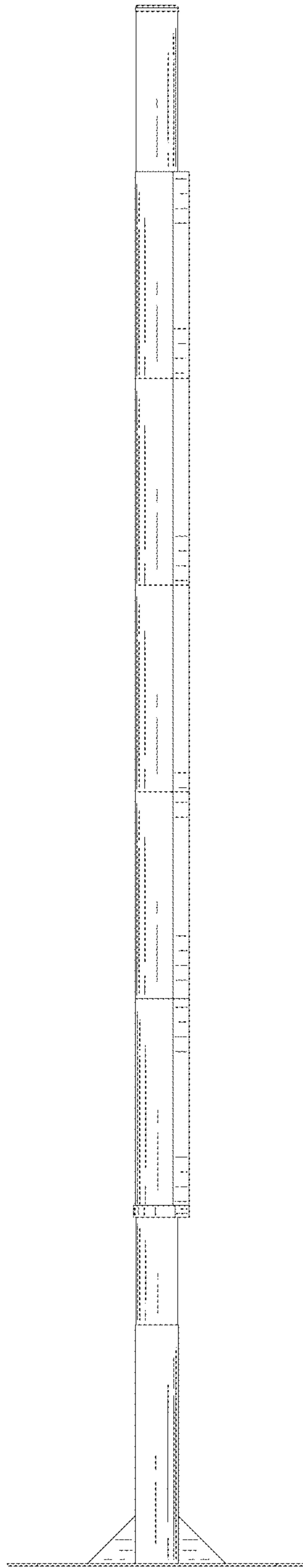


FIG. 5

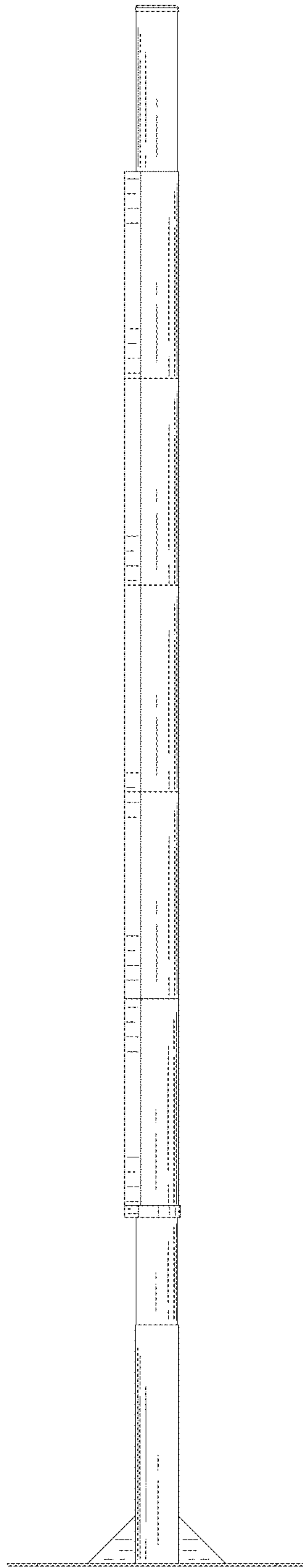


FIG. 6




FIG. 7

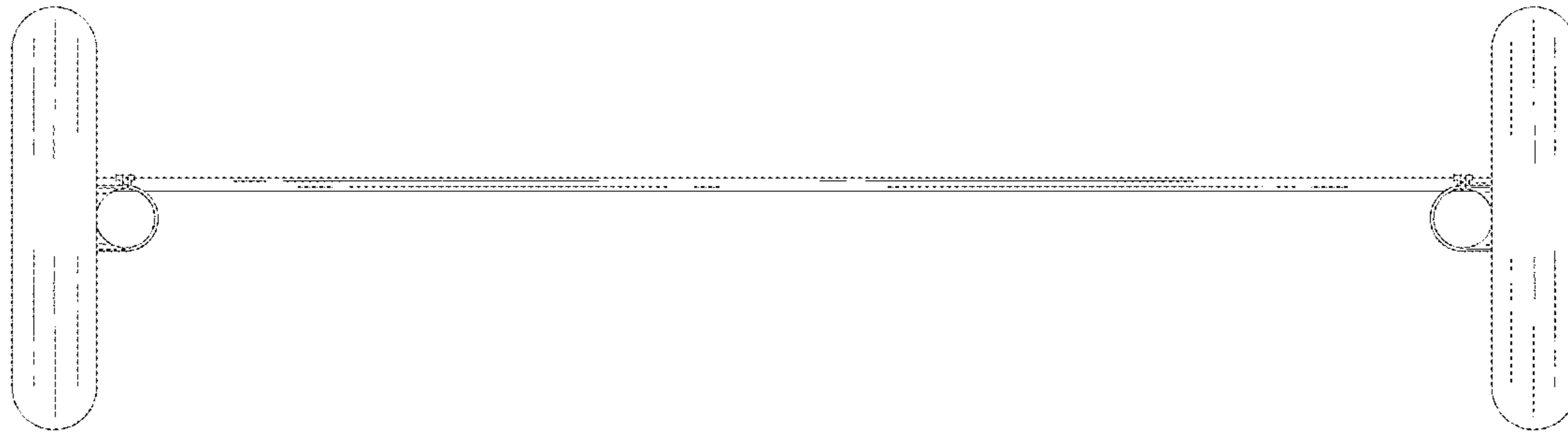


FIG. 8