



US00D957640S

(12) **United States Design Patent** (10) **Patent No.:** **US D957,640 S**
Gohil et al. (45) **Date of Patent:** **** Jul. 12, 2022**

(54) **HEMODIALYSIS DEVICE**
(71) Applicant: **DIALITY INC.**, Irvine, CA (US)
(72) Inventors: **Kishen Gohil**, Irvine, CA (US);
Clayton Poppe, Irvine, CA (US);
Andres Dandler, Irvine, CA (US);
Jahnavi Lokre, Irvine, CA (US)
(73) Assignee: **Diality Inc.**, Irvine, CA (US)
(**) Term: **15 Years**
(21) Appl. No.: **29/712,092**
(22) Filed: **Nov. 5, 2019**
(51) **LOC (13) Cl.** **24-01**
(52) **U.S. Cl.**
USPC **D24/169**
(58) **Field of Classification Search**
USPC D24/107, 110.6, 112, 113, 129, 164-169,
D24/216; D10/81
CPC A61M 25/065; A61M 25/0612; A61M
25/00; A61M 25/0043; A61M 25/0067;
A61M 25/0097; A61M 5/42; A61M
39/00; A61M 27/00; A61M 25/0606;
A61M 25/0631; A61M 1/16; A61M
1/1601; A61M 1/1621; A61M 1/1654;
A61M 1/36; A61M 1/3693; A61M
1/3696; A61M 2209/084; A61M
2205/502; A61M 2205/505; A61F 2/958;
A61B 2560/0443; A61B 2560/0462;
A61B 5/14532; A61B 5/14865
See application file for complete search history.

(56) **References Cited**
U.S. PATENT DOCUMENTS

D641,882 S * 7/2011 Hickey D24/169
D675,727 S * 2/2013 Collins D24/107

D694,888 S * 12/2013 Chung D24/169
D705,432 S * 5/2014 Lura D24/185
D713,042 S * 9/2014 Gerber D24/185
D732,185 S * 6/2015 Kuechle D24/216
D751,200 S * 3/2016 LaRose D24/155
D754,322 S * 4/2016 Collins D24/103
D802,142 S * 11/2017 Rezzonico D24/169
D804,341 S * 12/2017 Rowland D10/96
D907,211 S * 1/2021 Spurling D24/169
2009/0114582 A1 * 5/2009 Grant A61M 1/3403
210/175
2021/0128807 A1 * 5/2021 Poppe A61M 1/1656

* cited by examiner

Primary Examiner — Mary Shannon Malley
(74) *Attorney, Agent, or Firm* — David G. Duckworth

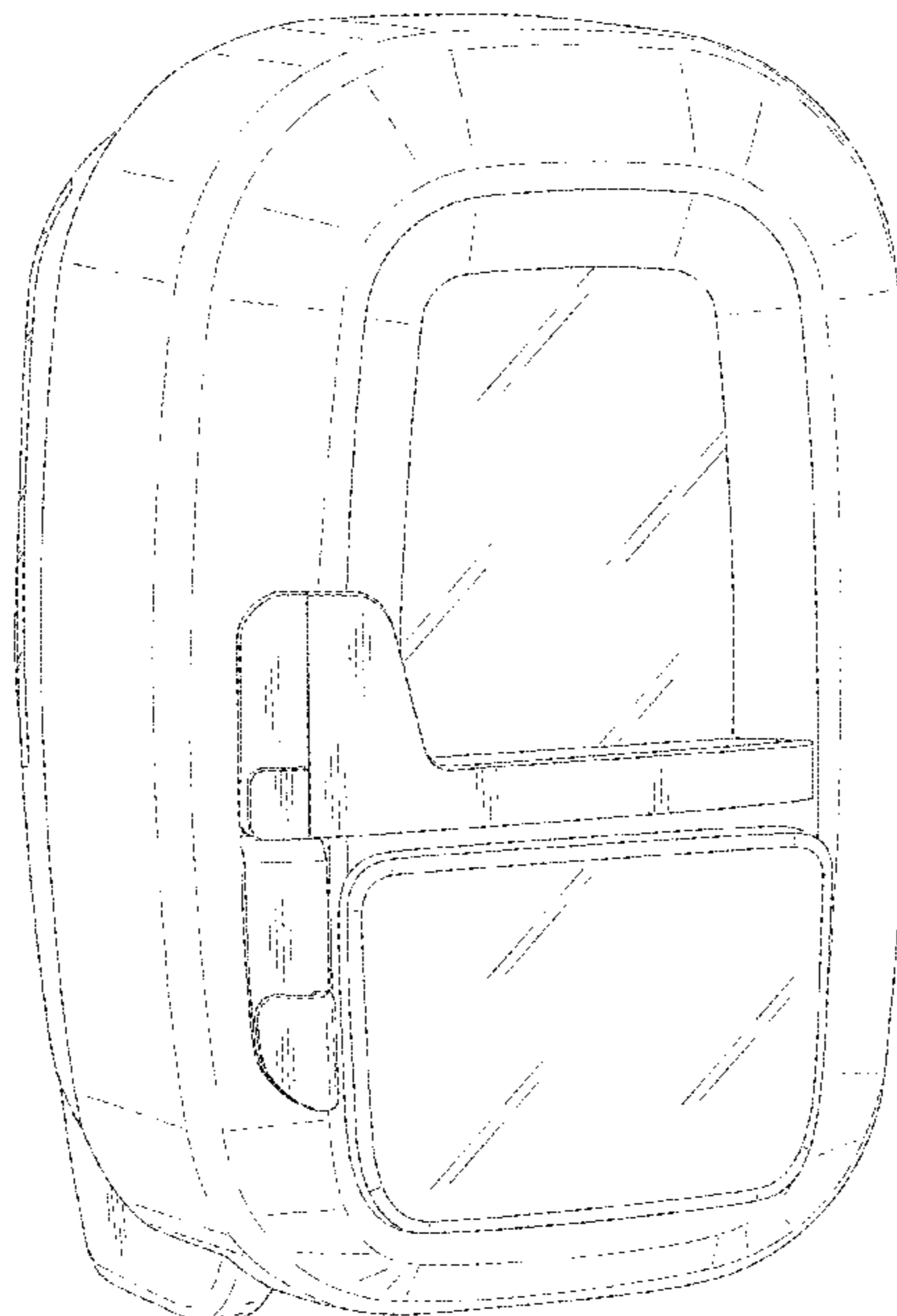
(57) **CLAIM**

The ornamental design for a hemodialysis device, as shown and described.

DESCRIPTION

FIG. 1 is a front perspective view of a hemodialysis device of our design;
FIG. 2 is a rear perspective view thereof;
FIG. 3 is a front elevation view thereof;
FIG. 4 is a rear elevation view thereof;
FIG. 5 is a left elevation view thereof;
FIG. 6 is a right elevation view thereof;
FIG. 7 is a top plan view thereof; and,
FIG. 8 is a bottom plan view thereof.
The broken lines illustrate portions of the hemodialysis device that form no part of the claimed design.

1 Claim, 8 Drawing Sheets



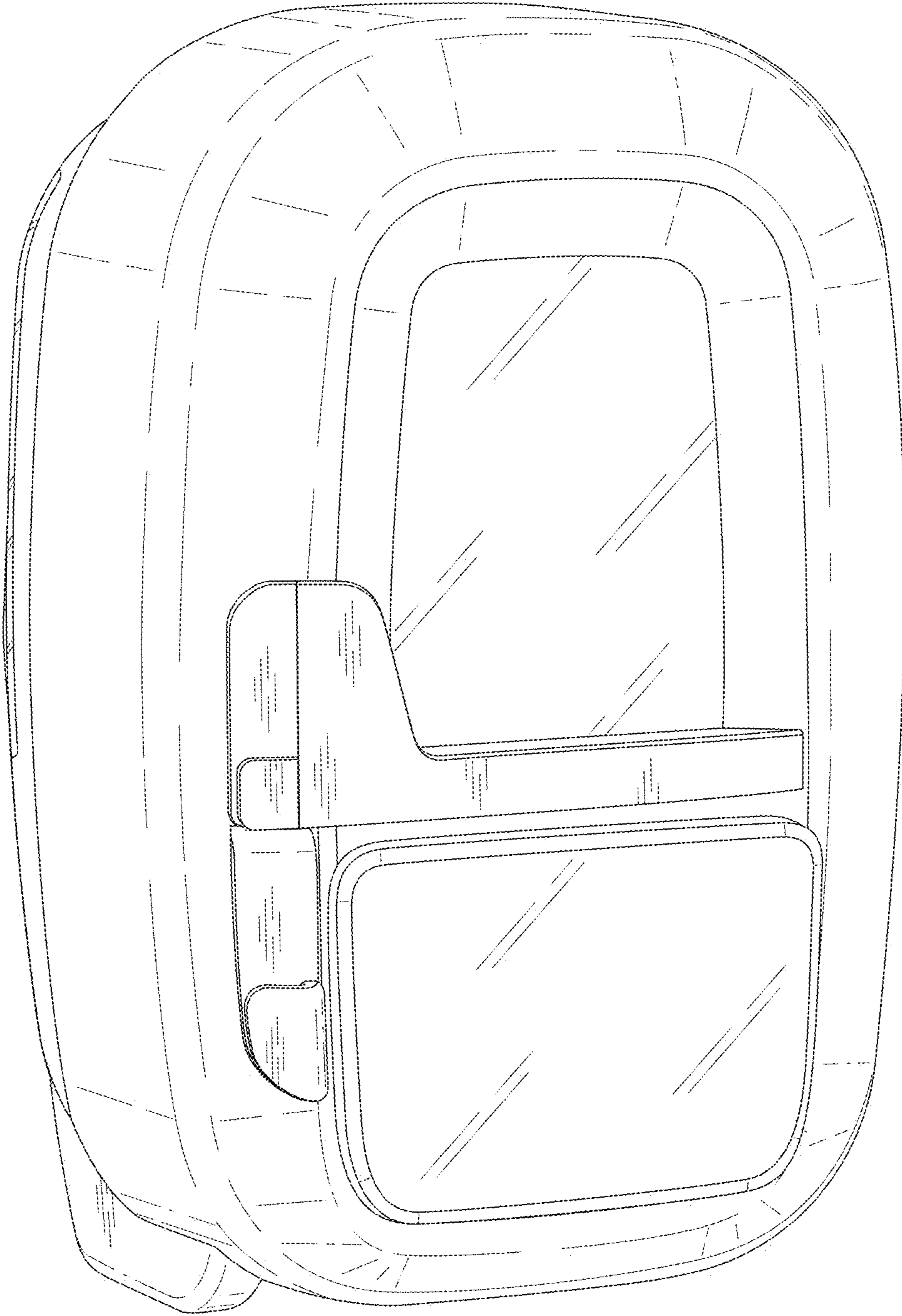


Fig. 1




Fig. 2

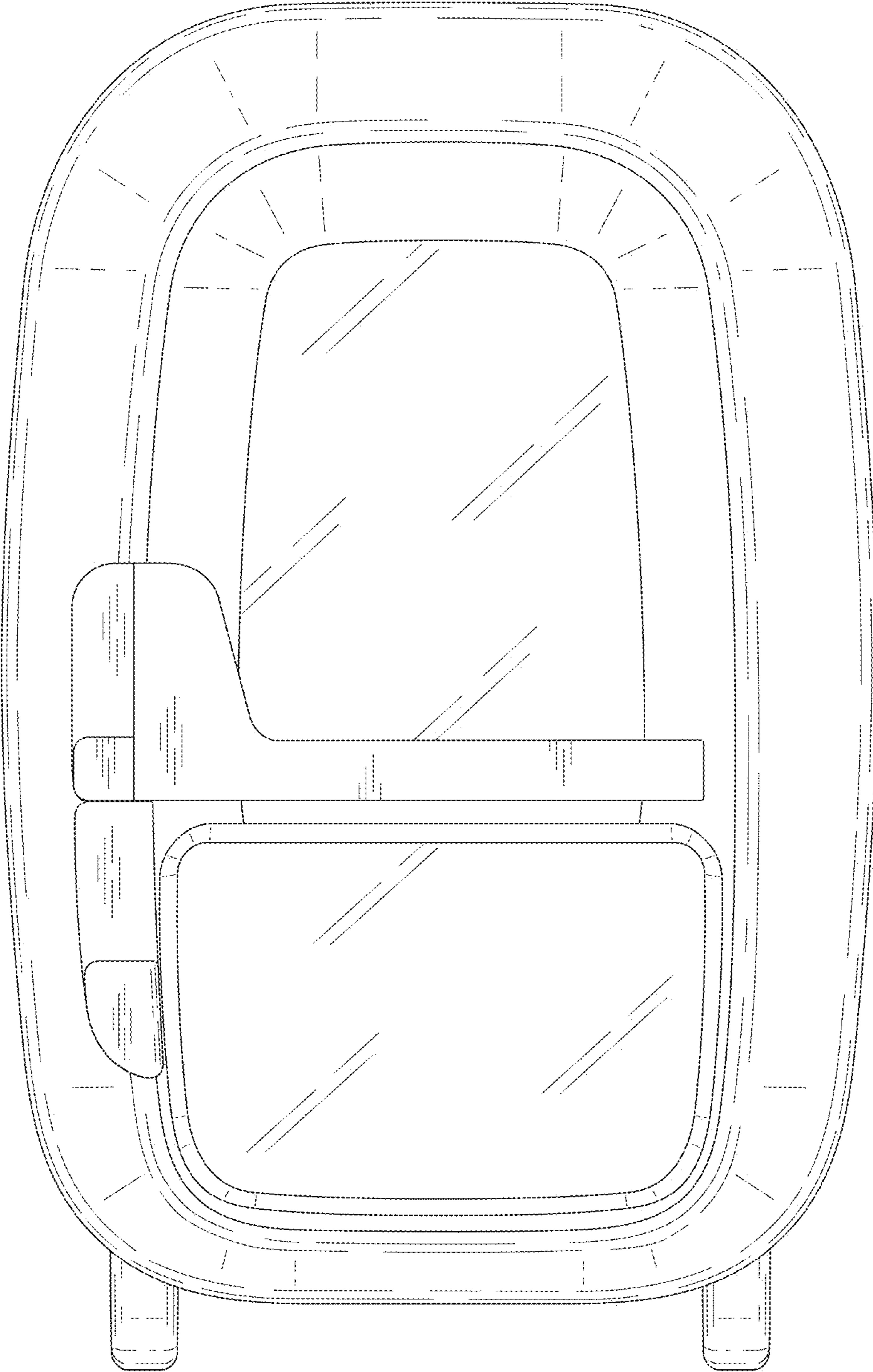


Fig. 3

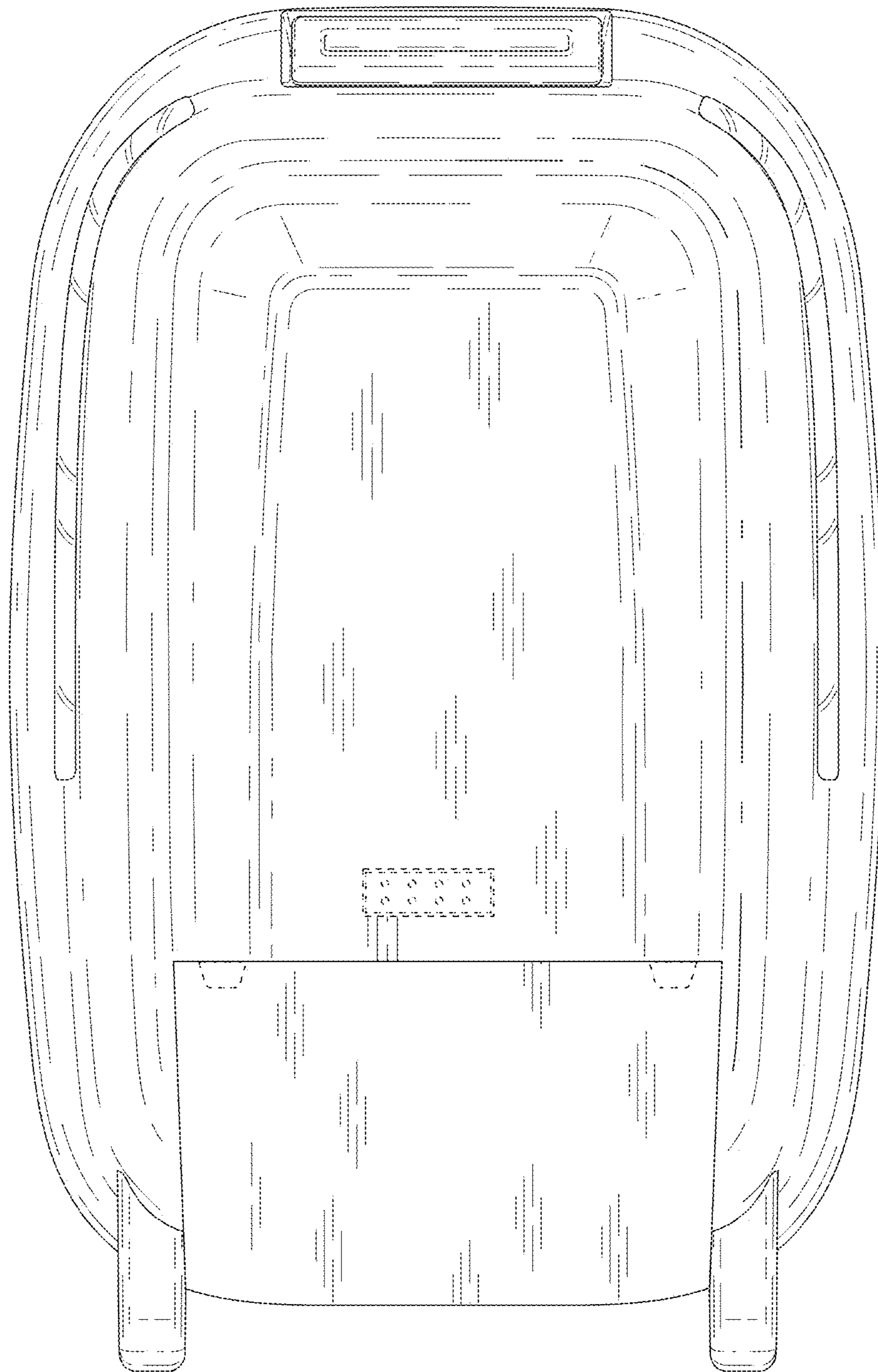


Fig. 4




Fig. 5




Fig. 6

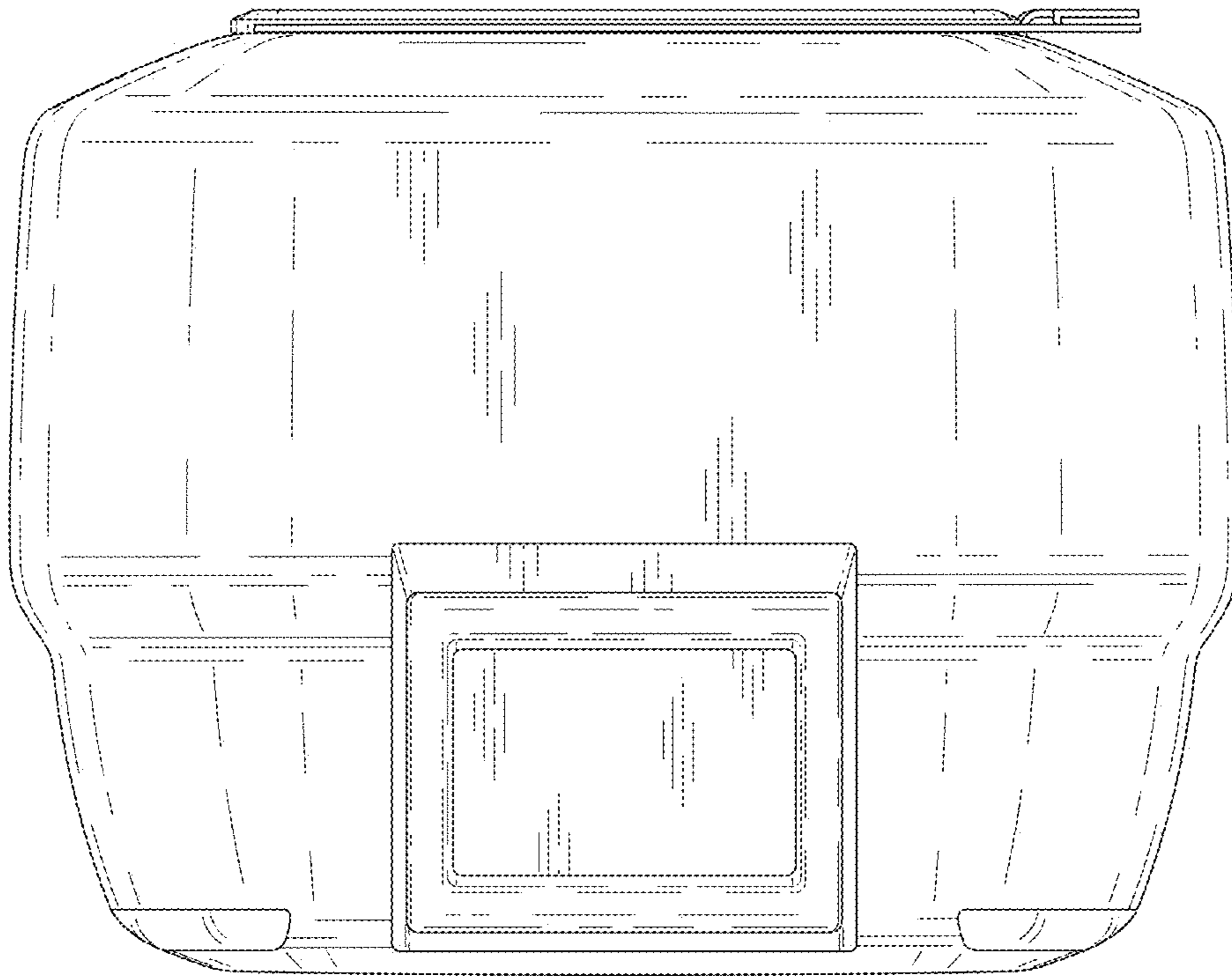


Fig. 7

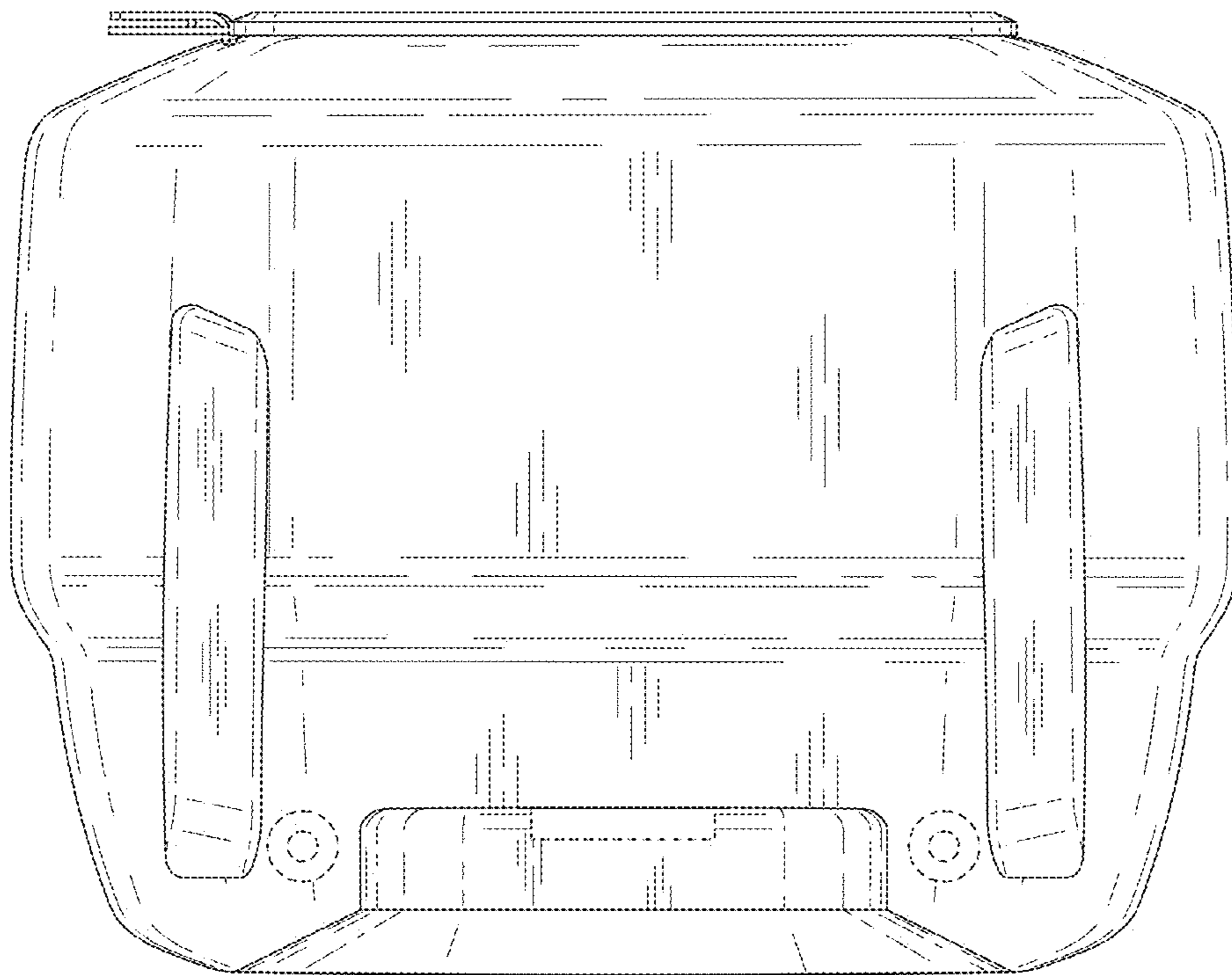


Fig. 8