



US00D957606S

(12) **United States Design Patent** (10) **Patent No.:** **US D957,606 S**  
**Martin, Sr.** (45) **Date of Patent:** **\*\* Jul. 12, 2022**

(54) **BASE FOR AIR SYSTEM**  
(71) Applicant: **Lendell Martin, Sr.**, Cypress, TX (US)  
(72) Inventor: **Lendell Martin, Sr.**, Cypress, TX (US)  
(\*\*) Term: **15 Years**  
(21) Appl. No.: **29/742,119**  
(22) Filed: **Jan. 15, 2020**  
(51) **LOC (13) Cl.** ..... **23-04**  
(52) **U.S. Cl.**  
USPC ..... **D23/355**  
(58) **Field of Classification Search**  
USPC ..... D23/332-333, 335, 352, 355-365, 369  
CPC .. A61L 9/16; A61L 9/22; B01D 47/00; B01D  
47/027; B01D 2221/02; B01D 2259/4508;  
F24F 3/16; F24F 13/28  
See application file for complete search history.

8,056,352 B2 11/2011 Kang et al.  
8,220,282 B2 7/2012 Hast et al.  
D729,920 S \* 5/2015 Lim ..... D23/364  
9,303,882 B2 4/2016 Hancock  
D786,413 S 5/2017 Martin, Sr.  
D806,847 S \* 1/2018 Kim ..... D23/364  
D822,189 S \* 7/2018 Niki ..... D23/351  
10,066,843 B2 9/2018 Hancock  
10,132,512 B2 11/2018 Jinnal et al.  
D844,765 S \* 4/2019 Zhang ..... D23/364  
D889,620 S \* 7/2020 Victorin ..... D23/364  
D913,468 S \* 3/2021 Sierakowski ..... D23/365  
D918,356 S \* 5/2021 Wang ..... D23/332  
D921,867 S \* 6/2021 Yun ..... A61L 9/22  
D23/364

(Continued)

**FOREIGN PATENT DOCUMENTS**

CN 304636099 \* 5/2018  
JP D1539163 \* 11/2015

*Primary Examiner* — Karen S Acker  
*Assistant Examiner* — Jonathan E Fiencke  
(74) *Attorney, Agent, or Firm* — Guy McClung

(56) **References Cited**

**U.S. PATENT DOCUMENTS**

3,722,845 A 3/1973 Unger  
3,790,115 A 2/1974 Fox et al.  
4,153,310 A 5/1979 Loving et al.  
4,475,585 A 10/1984 Hoeffken  
D402,361 S \* 12/1998 Nepsund ..... D23/365  
5,987,909 A 11/1999 Martin, Sr.  
6,134,909 A 10/2000 Lyu  
6,519,966 B1 2/2003 Martin, Sr.  
6,655,648 B2 12/2003 Martin, Sr.  
D534,262 S \* 12/2006 Rho ..... D23/355  
D535,373 S \* 1/2007 Chung ..... D23/365  
7,185,871 B2 3/2007 Orozco  
7,266,956 B2 9/2007 Norell et al.  
D557,395 S 12/2007 Martin, Sr.  
D571,351 S \* 6/2008 Sogabe ..... D14/168  
D575,860 S \* 8/2008 Wu ..... D23/366  
D609,796 S \* 2/2010 Yeung ..... D23/332  
D616,875 S \* 6/2010 Oh ..... D14/240  
7,918,104 B2 4/2011 Park et al.

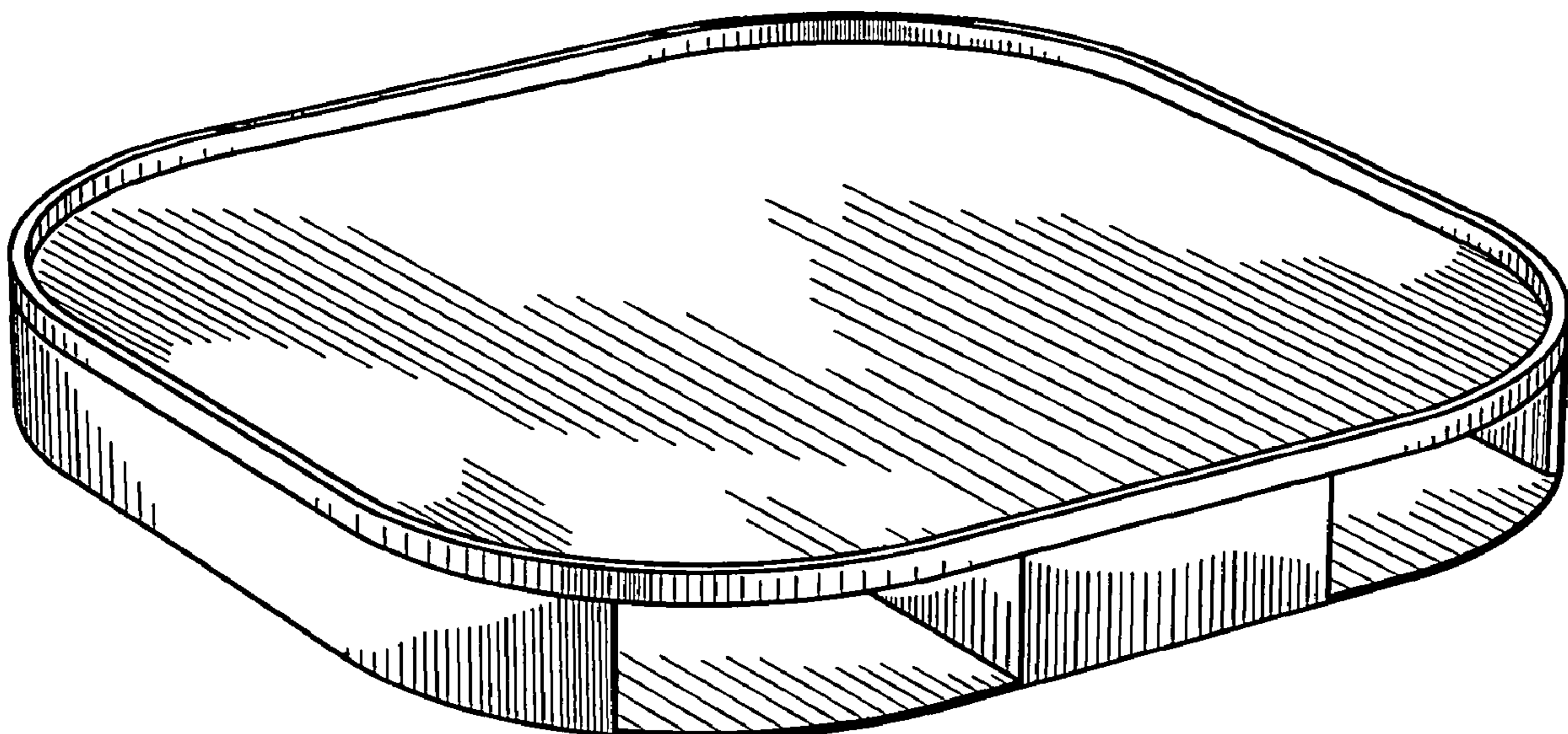
(57) **CLAIM**

The ornamental design for a base for air system, as shown and described.

**DESCRIPTION**

FIG. 1 is a top perspective view of a base for air system showing my new design.  
FIG. 2 is a bottom perspective view thereof;  
FIG. 3 is a top view thereof;  
FIG. 4 is a front view thereof;  
FIG. 5 is a bottom view thereof; and  
FIG. 6 is a rear view thereof;  
FIG. 7 is a right side view of the base for air system of FIG. 1; and,  
FIG. 8 is a left side view thereof.

**1 Claim, 4 Drawing Sheets**



(56)

**References Cited**

U.S. PATENT DOCUMENTS

2020/0384146 A1\* 12/2020 Kim ..... A61L 9/22

\* cited by examiner

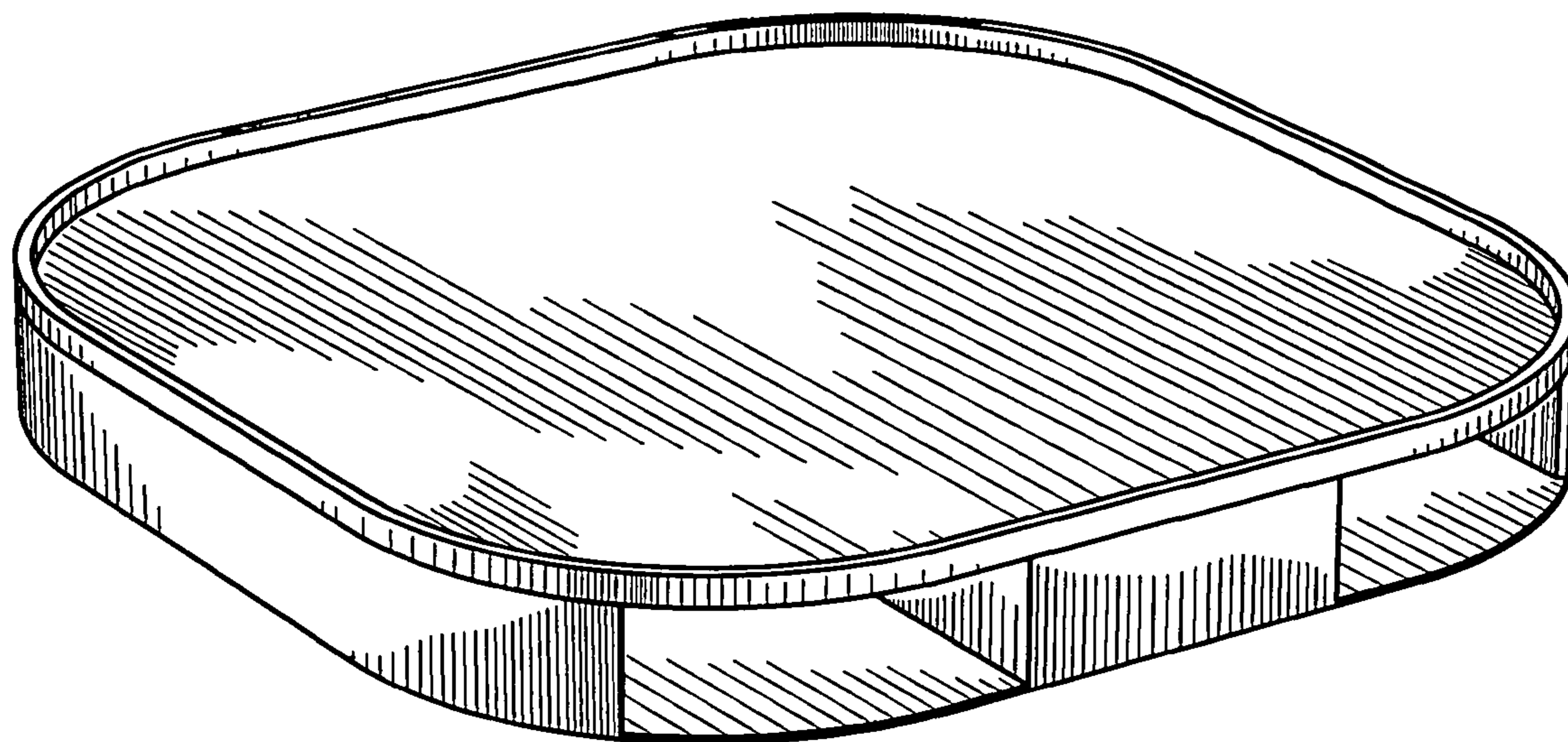


FIG. 1

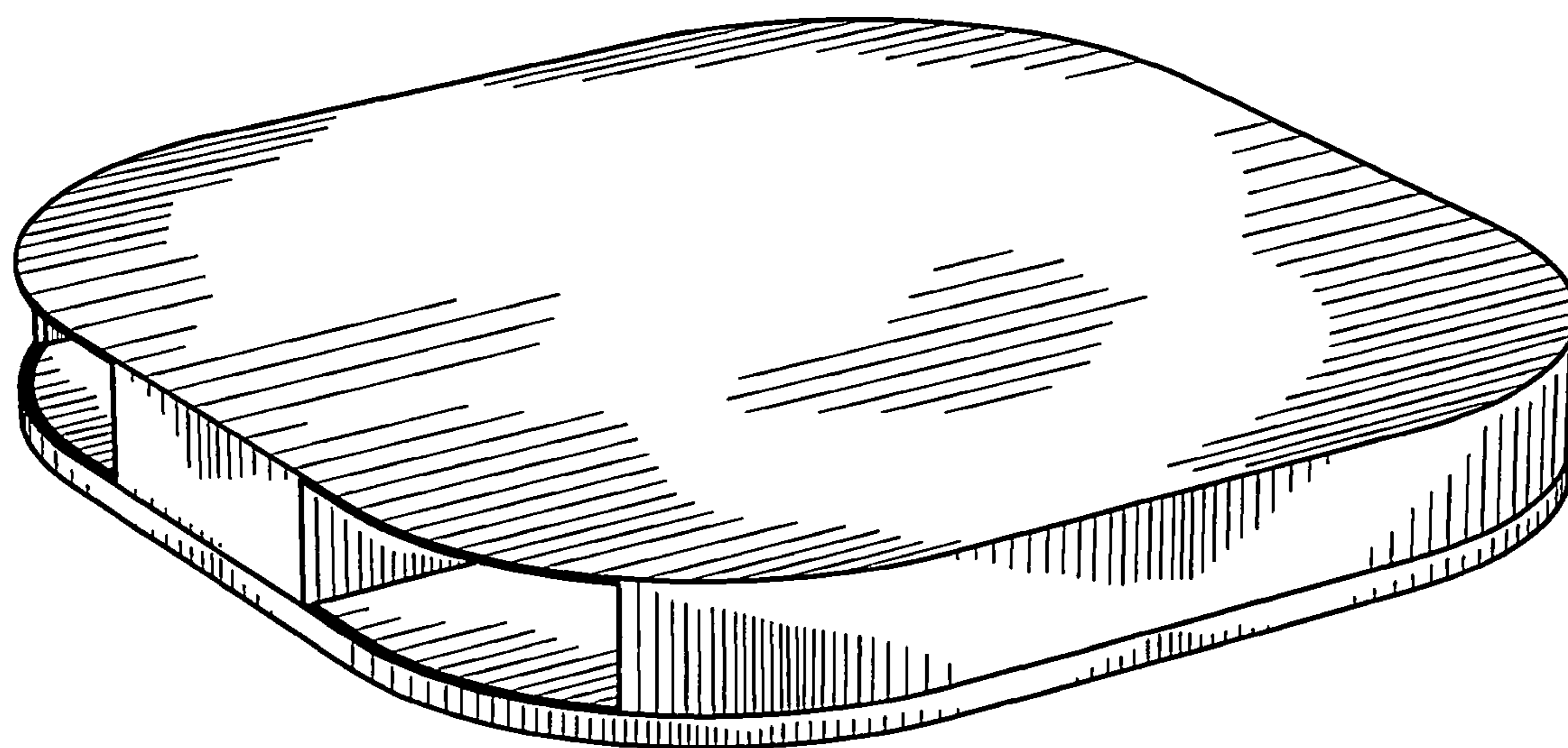


FIG. 2

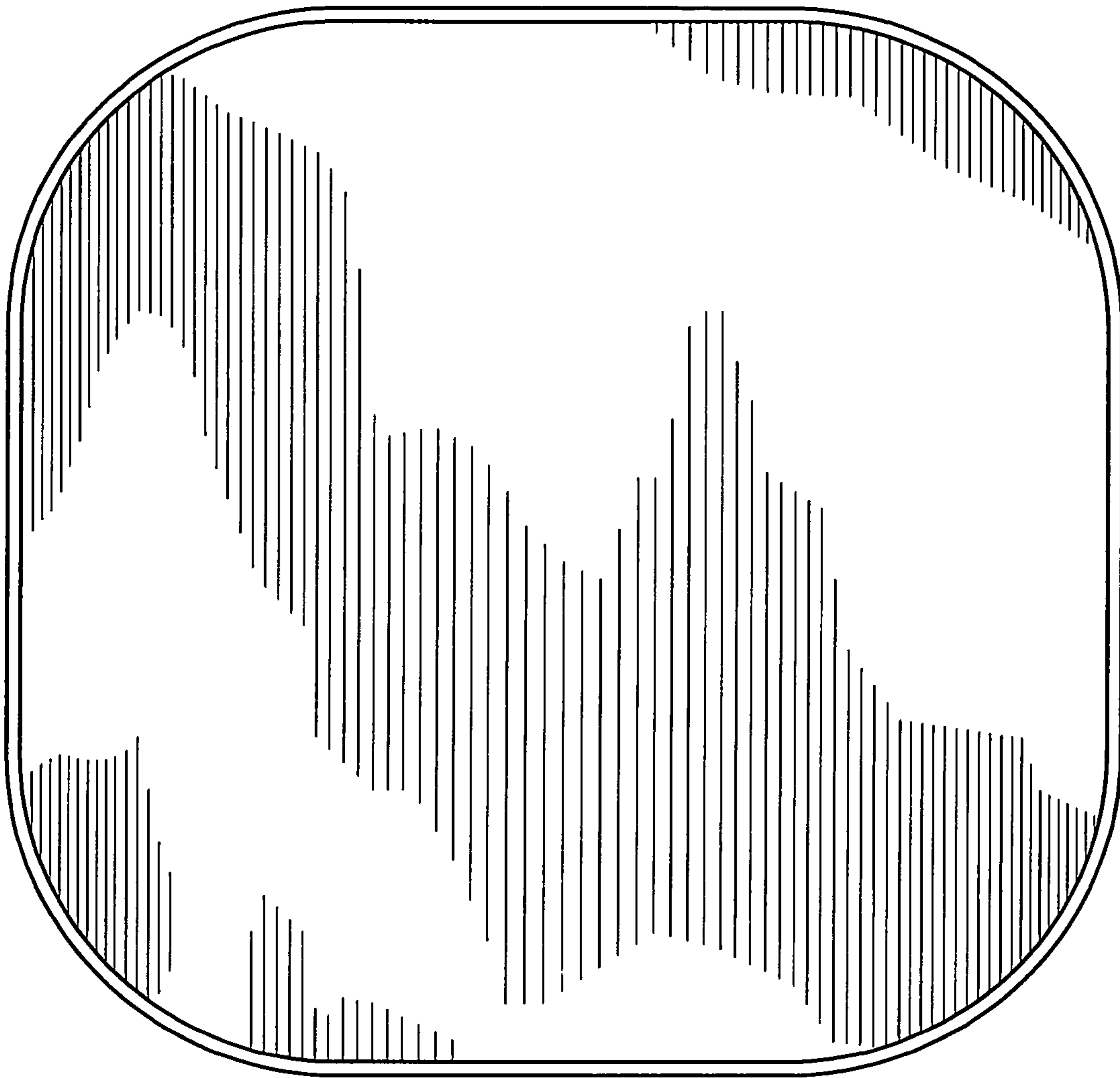


FIG. 3

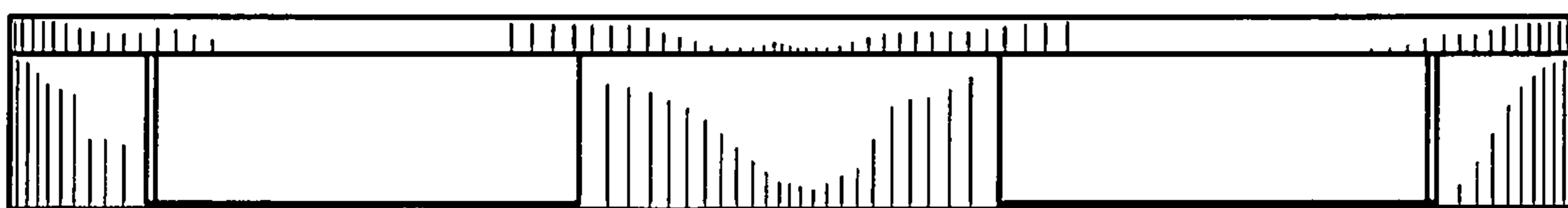


FIG. 4



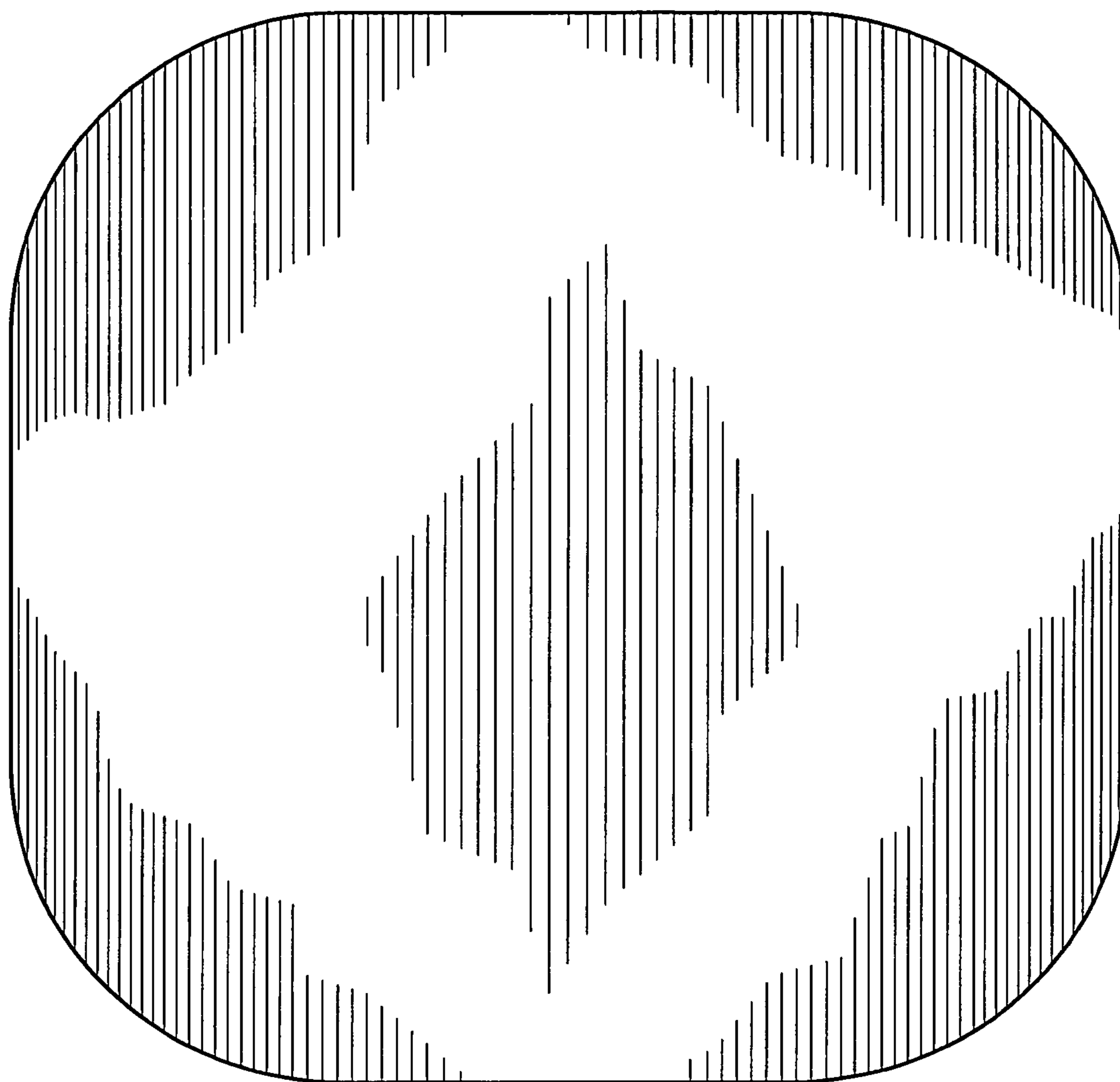


FIG. 5

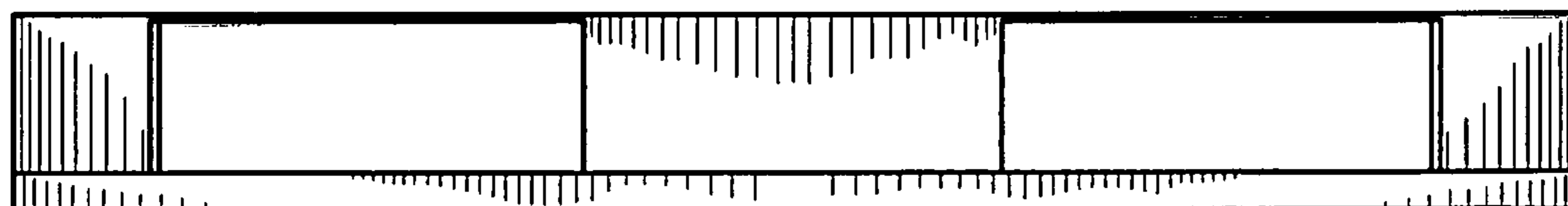


FIG. 6

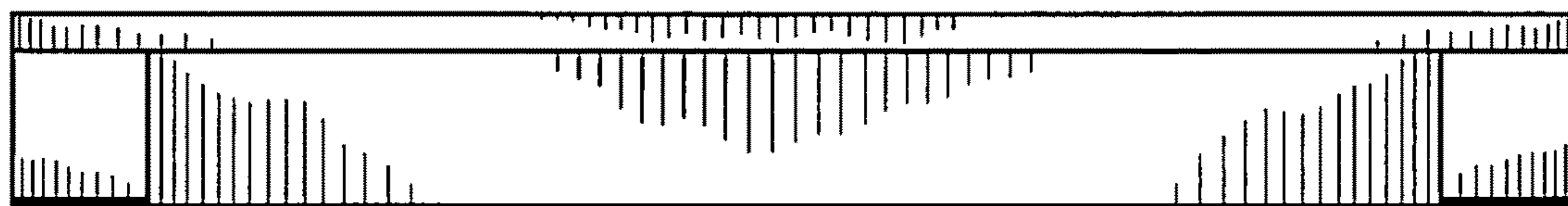


FIG. 7

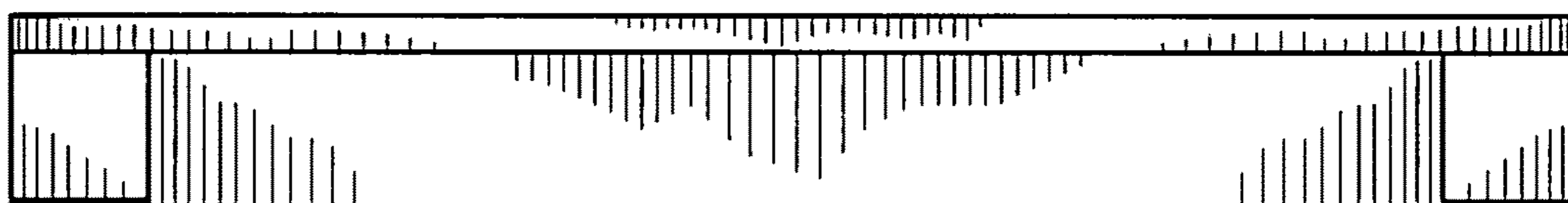


FIG. 8