



US00D957557S

(12) **United States Design Patent** (10) **Patent No.:** **US D957,557 S**
Tang (45) **Date of Patent:** **** Jul. 12, 2022**

(54) **GOLF CLUB HEAD**
(71) Applicant: **Callaway Golf Company**, Carlsbad, CA (US)
(72) Inventor: **Larry Tang**, Carlsbad, CA (US)
(73) Assignee: **Callaway Golf Company**, Carlsbad, CA (US)
(**) Term: **15 Years**
(21) Appl. No.: **29/760,866**
(22) Filed: **Dec. 4, 2020**
(51) **LOC (13) Cl.** **21-02**
(52) **U.S. Cl.**
USPC **D21/759**
(58) **Field of Classification Search**
USPC D21/733, 752, 759
CPC A63B 53/00; A63B 53/04; A63B 53/0466;
A63B 2053/002; A63B 2053/0445; A63B
2053/0433; A63B 2053/0491; A63B
2053/043; A63B 60/00; A63B 60/46
See application file for complete search history.

D815,223 S * 4/2018 Stokke D21/752
D825,013 S * 8/2018 Milleman D21/752
D857,822 S * 8/2019 Bacon D21/752
D858,668 S * 9/2019 Jertson D21/752
D861,811 S * 10/2019 Jertson D21/752
D867,501 S * 11/2019 Chun D21/752
D867,502 S * 11/2019 Song D21/752
D873,359 S * 1/2020 Milleman D21/752
D889,573 S * 7/2020 Jertson D21/752
D889,574 S * 7/2020 Stokke D21/752
D895,041 S * 9/2020 Chun D21/752
D920,454 S * 5/2021 Chun D21/752
D920,455 S * 5/2021 Chun D21/752
D925,674 S * 7/2021 Song D21/752
D930,098 S * 9/2021 Kitching, Jr. D21/752
D931,391 S * 9/2021 Chun D21/752
D931,392 S * 9/2021 Kitching, Jr. D21/752
D931,394 S * 9/2021 Kitching, Jr. D21/752
D933,148 S * 10/2021 Nicolette D21/752

* cited by examiner

Primary Examiner — Mitchell I. Siegel
(74) *Attorney, Agent, or Firm* — Rebecca Hanovice;
Michael Catania; Sonia Lari

(57) **CLAIM**

The ornamental design for a golf club head, as shown and described.

DESCRIPTION

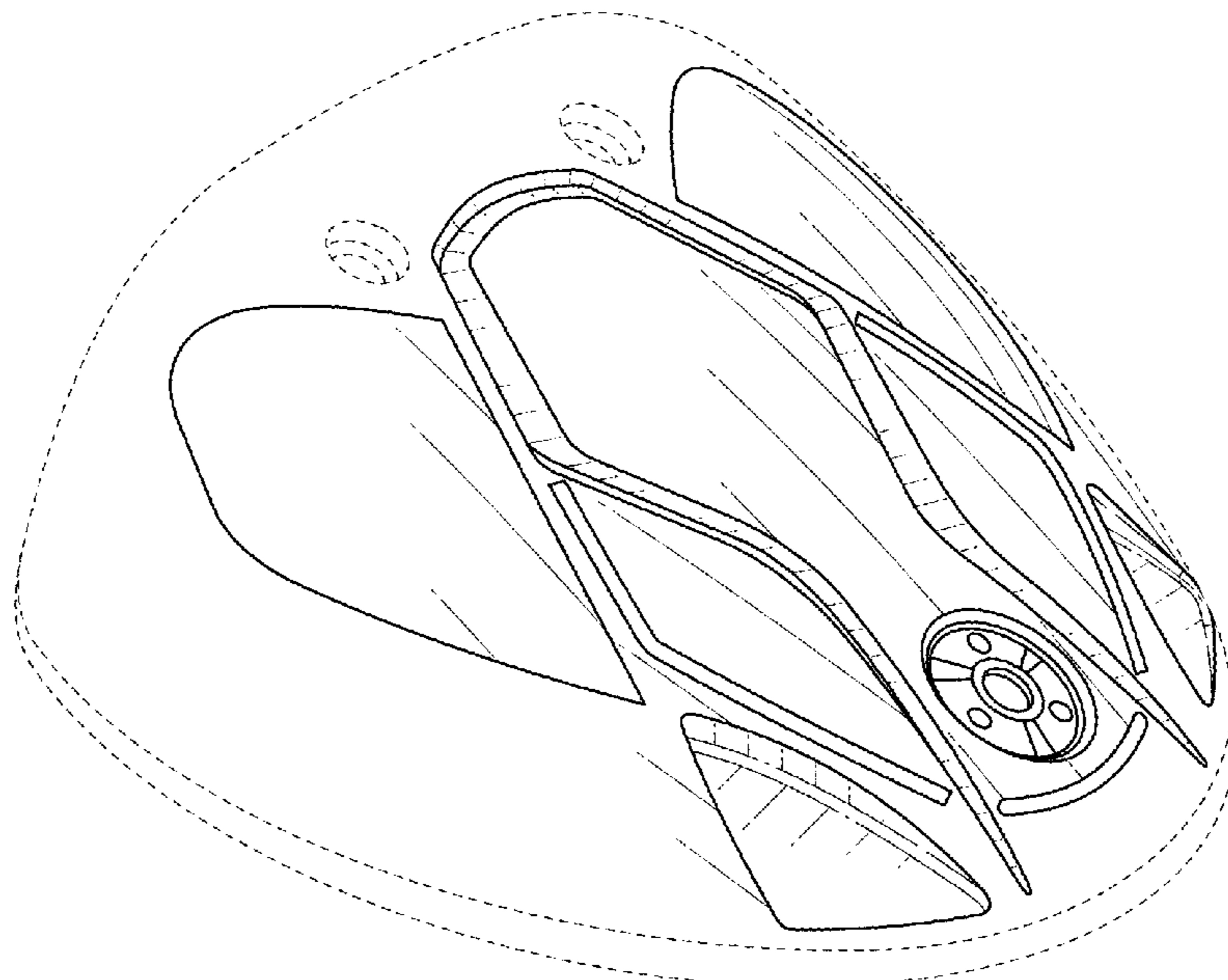
FIG. 1 is a sole perspective view of the golf club head claimed herein;
FIG. 2 is a front elevational view thereof;
FIG. 3 is a rear elevational view thereof;
FIG. 4 is a left side elevational view thereof;
FIG. 5 is a right side elevational view thereof;
FIG. 6 is a top plan view thereof; and,
FIG. 7 is a bottom plan view thereof.
The broken lines shown form no part of the claimed design.

1 Claim, 5 Drawing Sheets

(56) **References Cited**

U.S. PATENT DOCUMENTS

D538,867 S * 3/2007 Cleveland D21/752
D554,213 S * 10/2007 Tang D21/752
D801,465 S * 10/2017 Tang D21/759
D806,192 S * 12/2017 Tang D21/759
D811,503 S * 2/2018 Bacon D21/752
D812,702 S * 3/2018 Tang D21/752
D812,703 S * 3/2018 Tang D21/752
D813,328 S * 3/2018 Tang D21/752
D813,329 S * 3/2018 Tang D21/752
D814,582 S * 4/2018 Bacon D21/752
D814,583 S * 4/2018 Stokke D21/752
D814,584 S * 4/2018 Tang D21/759



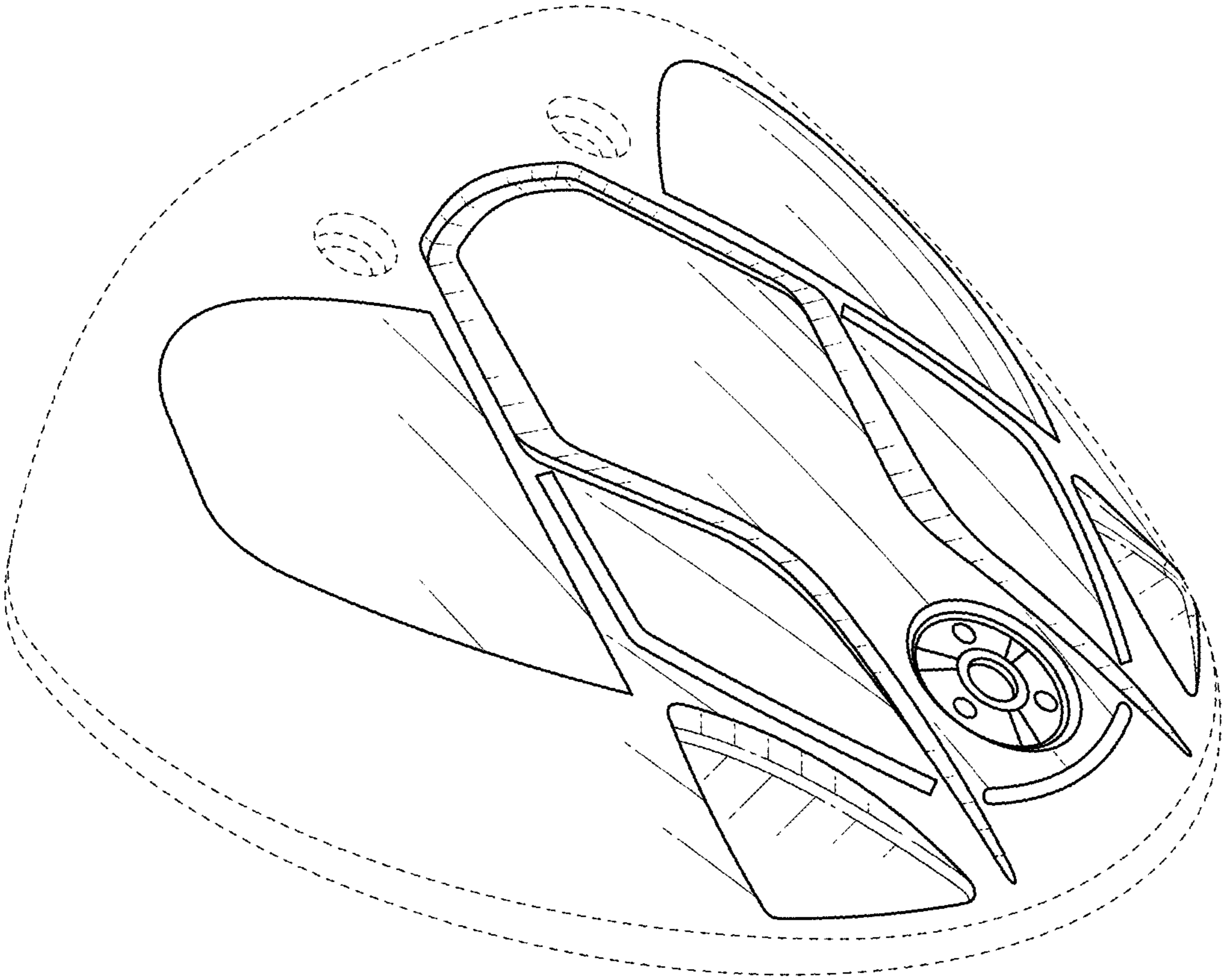


FIG. 1

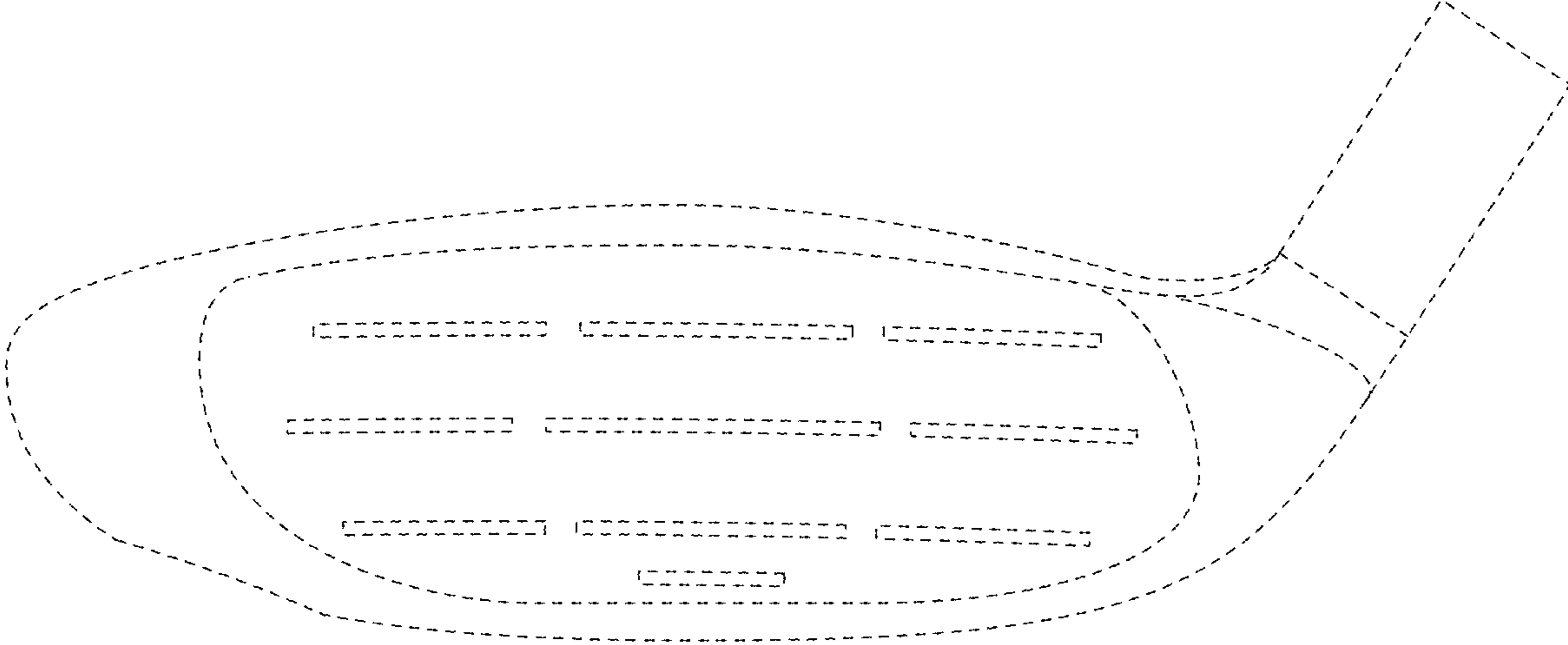


FIG. 2

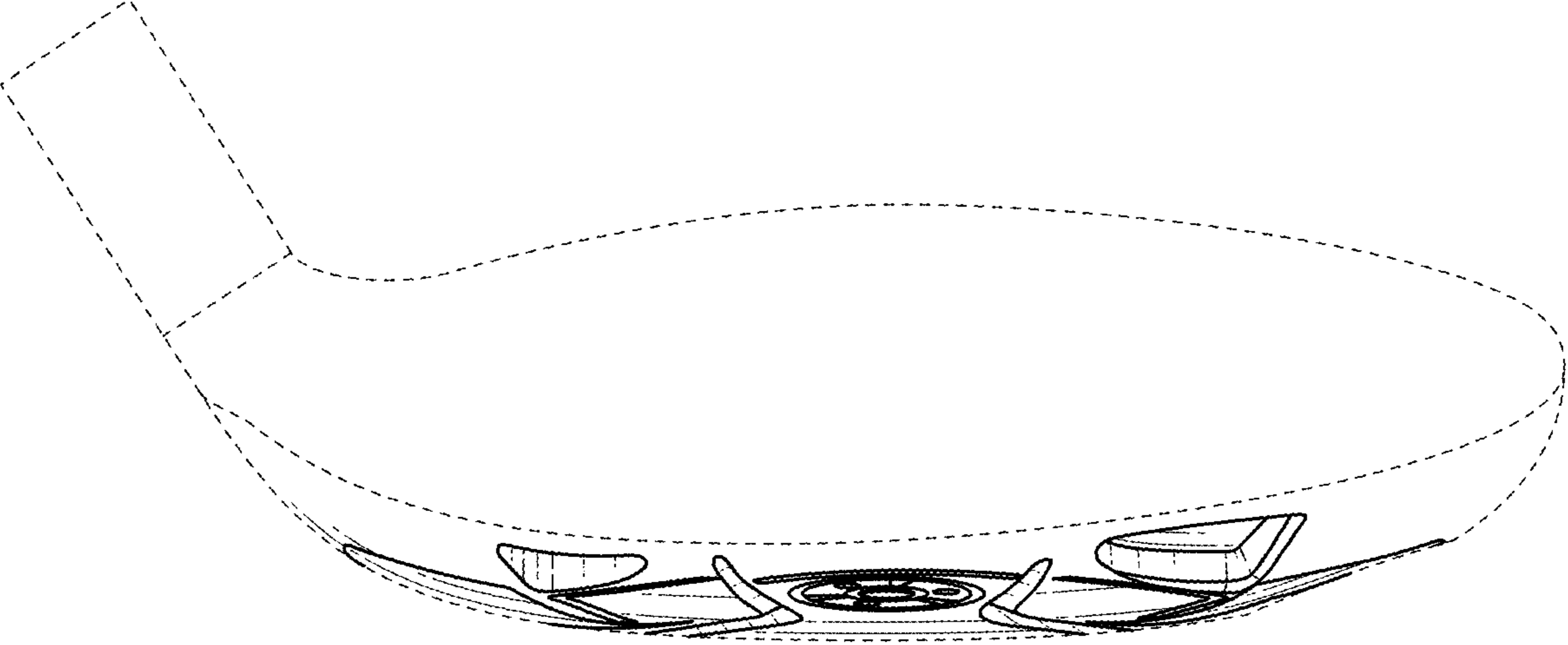


FIG. 3




FIG. 4




FIG. 5

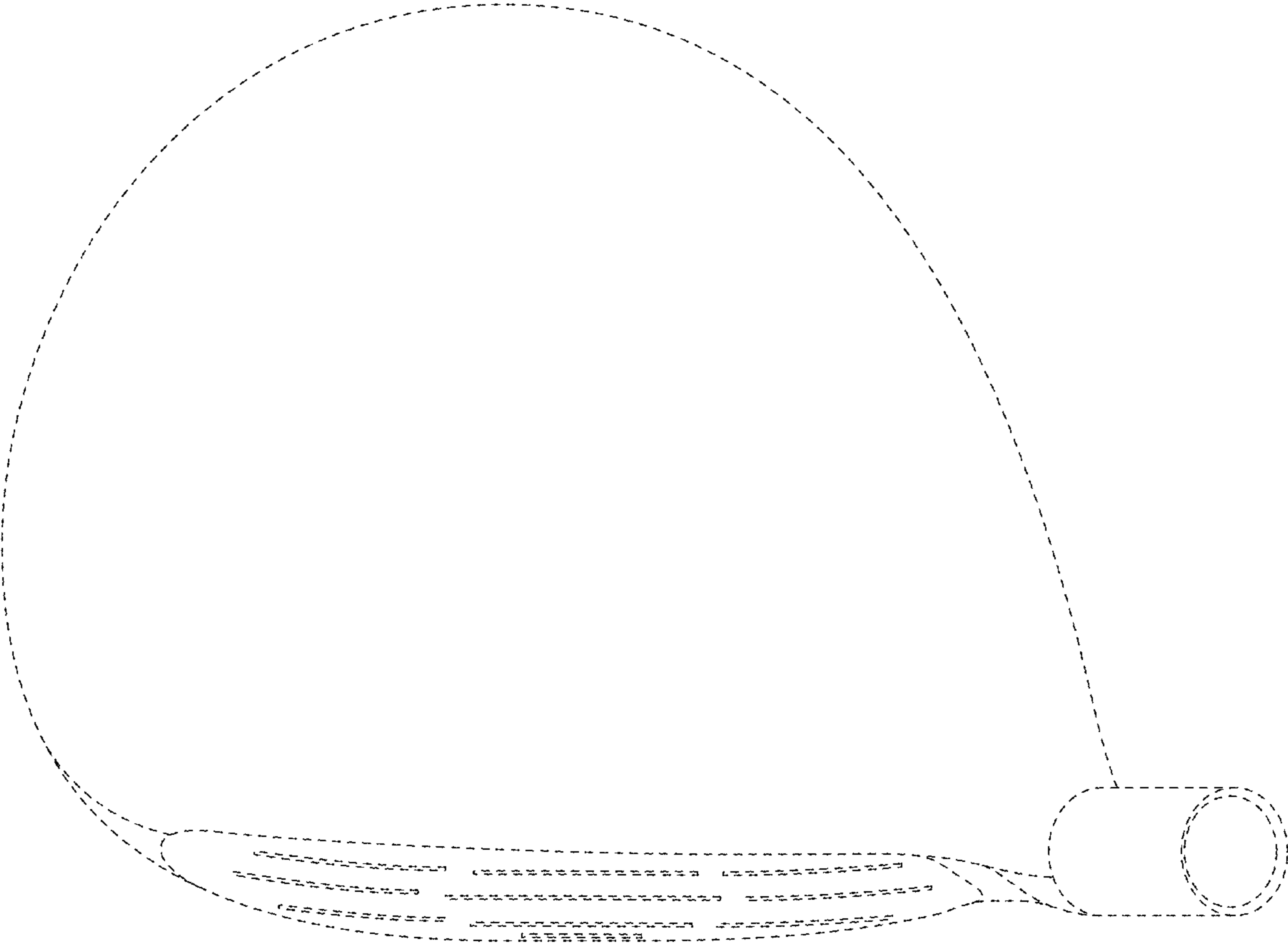


FIG. 6

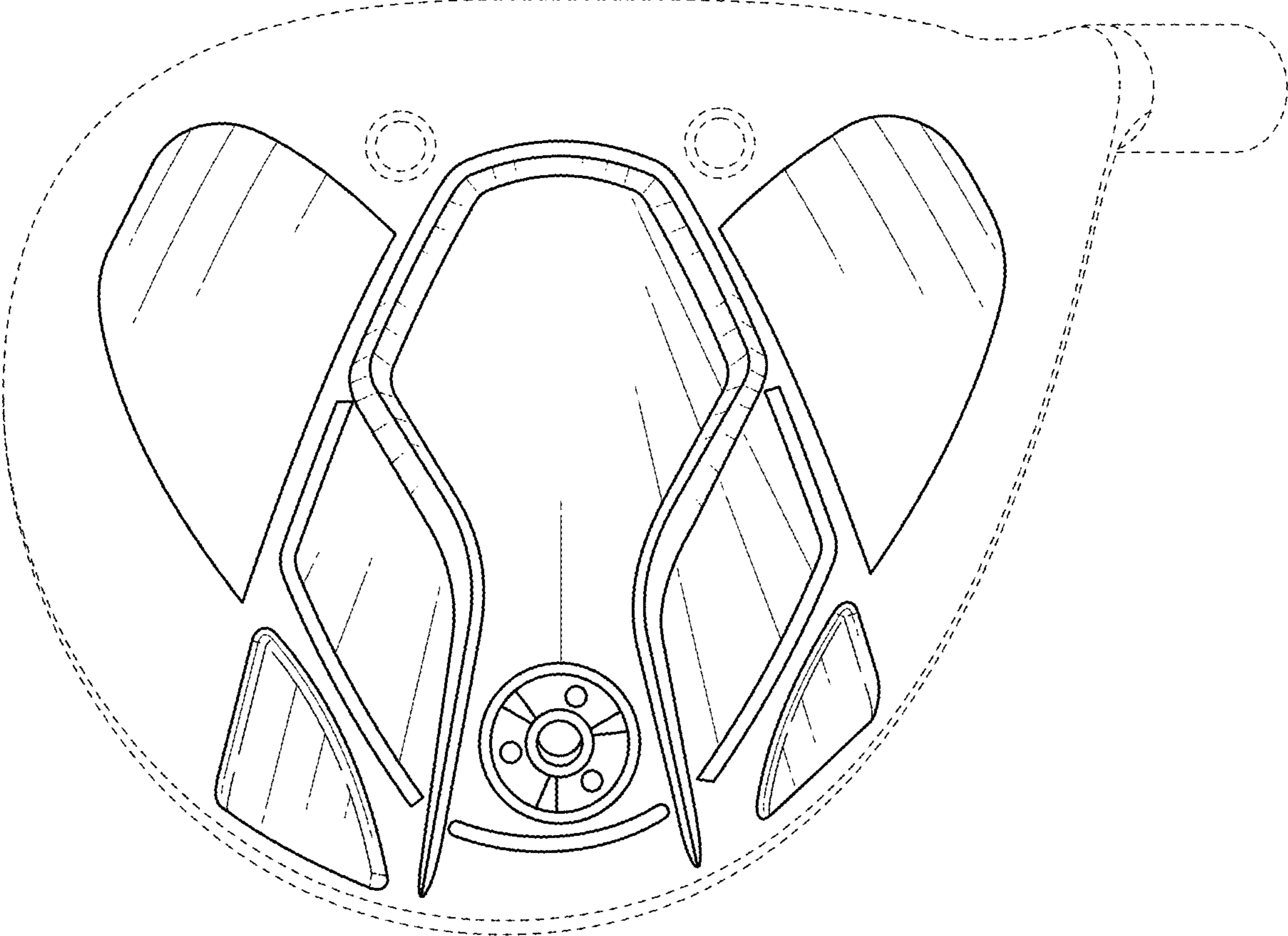


FIG. 7