



US00D957498S

(12) **United States Design Patent**  
**Tsuji et al.**

(10) **Patent No.:** **US D957,498 S**  
(45) **Date of Patent:** **\*\* Jul. 12, 2022**

(54) **DIGITAL CAMERA**

(71) Applicant: **CANON KABUSHIKI KAISHA**,  
Tokyo (JP)  
(72) Inventors: **Keitaro Tsuji**, Tokyo (JP); **Hirofumi Ozawa**, Tokyo (JP)  
(\*\*) Term: **15 Years**

(21) Appl. No.: **35/511,004**  
(22) Filed: **Jun. 25, 2020**

(80) **Hague Agreement Data**

Int. Filing Date: **Jun. 25, 2020**  
Int. Reg. No.: **DM/209037**  
Int. Reg. Date: **Jun. 25, 2020**  
Int. Reg. Pub. Date: **Dec. 25, 2020**

(51) **LOC (13) Cl.** ..... **16-01**  
(52) **U.S. Cl.**  
USPC ..... **D16/200**  
(58) **Field of Classification Search**  
USPC ..... D16/200, 202–203, 207, 218, 219  
CPC ..... H04N 5/232; G04G 21/02; G06F 1/1686  
See application file for complete search history.

(56) **References Cited**

**U.S. PATENT DOCUMENTS**

D268,764 S \* 4/1983 Seckendorf ..... D16/218  
2019/0095602 A1\* 3/2019 Setlak ..... G06F 1/1686  
2020/0348627 A1\* 11/2020 Connor ..... H04N 5/232  
2022/0050425 A1\* 2/2022 Connor ..... G04G 21/02

**FOREIGN PATENT DOCUMENTS**

JP 2000152060 A \* 5/2000 ..... G04B 47/00  
WO WO-2017141220 A1 \* 8/2017

**OTHER PUBLICATIONS**

MikeShouts.com; Mar. 2, 2017; Beoncam Is A Wrist Watch That's Also A Removable 360-degree Camera (<https://mikeshoots.com/beoncam-removable-360-wrist-camera-by-spacemap/>).\*

\* cited by examiner

*Primary Examiner* — Holly E Thurman

(57) **CLAIM**


The ornamental design for a digital camera, as shown and described.

**DESCRIPTION**


The patent or application file contains at least one drawing executed in color. Copies of this patent or patent application publication with color drawing(s) will be provided by the Office upon request and payment of the necessary fee.

Digital camera  
1.1 : Front  
1.2 : Back  
1.3 : Top  
1.4 : Bottom  
1.5 : Left  
1.6 : Right  
1.7 : Perspective  
1.8 : Perspective  
1.9 : Back view showing a wrist strap cut off  
1.10: Front view showing a transparent part in green and  
1.11: Right side view showing the transparent part in green.  
The green color defines only the transparent area and forms no part of the claimed design.


**1 Claim, 11 Drawing Sheets**  
**(2 of 11 Drawing Sheet(s) Filed in Color)**




1.1




1.2



1.3



1.4



1.5



1.6



1.7







1.8



1.9



1.10



1.11



UNITED STATES PATENT AND TRADEMARK OFFICE  
**CERTIFICATE OF CORRECTION**

PATENT NO. : D957,498 S  
APPLICATION NO. : 35/511004  
DATED : July 12, 2022  
INVENTOR(S) : Keitaro Tsuji and Hirofumi Ozawa

Page 1 of 1

It is certified that error appears in the above-identified patent and that said Letters Patent is hereby corrected as shown below:

On the Title Page

Please insert the following before “(51) LOC (13) Cl. .... 16-01”:

--(30) **Foreign Application Priority Data**

December 27, 2019 (JP) ..... 2019-029093--

Signed and Sealed this  
Third Day of January, 2023  
*Katherine Kelly Vidal*

Katherine Kelly Vidal  
*Director of the United States Patent and Trademark Office*