



US00D957493S

(12) **United States Design Patent** (10) **Patent No.:** **US D957,493 S**  
**Li** (45) **Date of Patent:** **\*\* Jul. 12, 2022**

(54) **VACUUM SEALING PACKAGING MACHINE**

(71) Applicant: **Qincan Li**, Dong Guan (CN)

(72) Inventor: **Qincan Li**, Dong Guan (CN)

(73) Assignee: **Bonsen Electronics Limited**,  
GuangDong (CN)

(\*\*) Term: **15 Years**

(21) Appl. No.: **29/752,848**

(22) Filed: **Sep. 29, 2020**

(51) **LOC (13) Cl.** ..... **15-09**

(52) **U.S. Cl.**  
USPC ..... **D15/146**

(58) **Field of Classification Search**  
USPC ..... D15/145, 146; D18/50  
CPC ..... B23C 63/0065; B23C 63/0091; B23C  
63/1018; B65B 31/046; B65B 31/047  
See application file for complete search history.

(56) **References Cited**

**U.S. PATENT DOCUMENTS**

4,156,382	A *	5/1979	Baker	.....	B29C 65/222 83/649
D302,102	S *	7/1989	Amagaya	.....	D19/65
5,352,323	A *	10/1994	Chi	.....	B65B 51/146 156/583.8
D389,847	S *	1/1998	Huang	.....	D15/146
5,806,575	A *	9/1998	Tsay	.....	B65D 81/2015 141/192
7,003,928	B2 *	2/2006	Patterson	.....	B65B 51/146 53/434
D579,034	S *	10/2008	Chang	.....	D15/146
D593,813	S *	6/2009	Yu	.....	D7/629
D633,118	S *	2/2011	Beatty	.....	D15/146
D763,334	S *	8/2016	Yoshitomi	.....	D15/146

9,937,661	B2 *	4/2018	Chang	.....	B29C 65/222
D823,913	S *	7/2018	Chou	.....	D15/146
D845,370	S *	4/2019	Chang	.....	D15/146
D881,245	S *	4/2020	Zheng	.....	D15/146
D910,100	S *	2/2021	Qiu	.....	D15/146
D912,710	S *	3/2021	Choi	.....	D15/146
D912,711	S *	3/2021	Choi	.....	D15/146
D912,712	S *	3/2021	Chen	.....	D15/146
D921,730	S *	6/2021	Chen	.....	D15/146
D922,462	S *	6/2021	Leyden	.....	D15/146
D936,120	S *	11/2021	Minibaev	.....	D15/146
D936,717	S *	11/2021	Chen	.....	D15/146
2005/0022480	A1 *	2/2005	Brakes	.....	B65B 31/046 53/512
2009/0020230	A1 *	1/2009	Chang	.....	B29C 66/8416 156/579
2019/0047733	A1 *	2/2019	Zheng	.....	B65B 51/10

\* cited by examiner

*Primary Examiner* — Patricia A Palasik

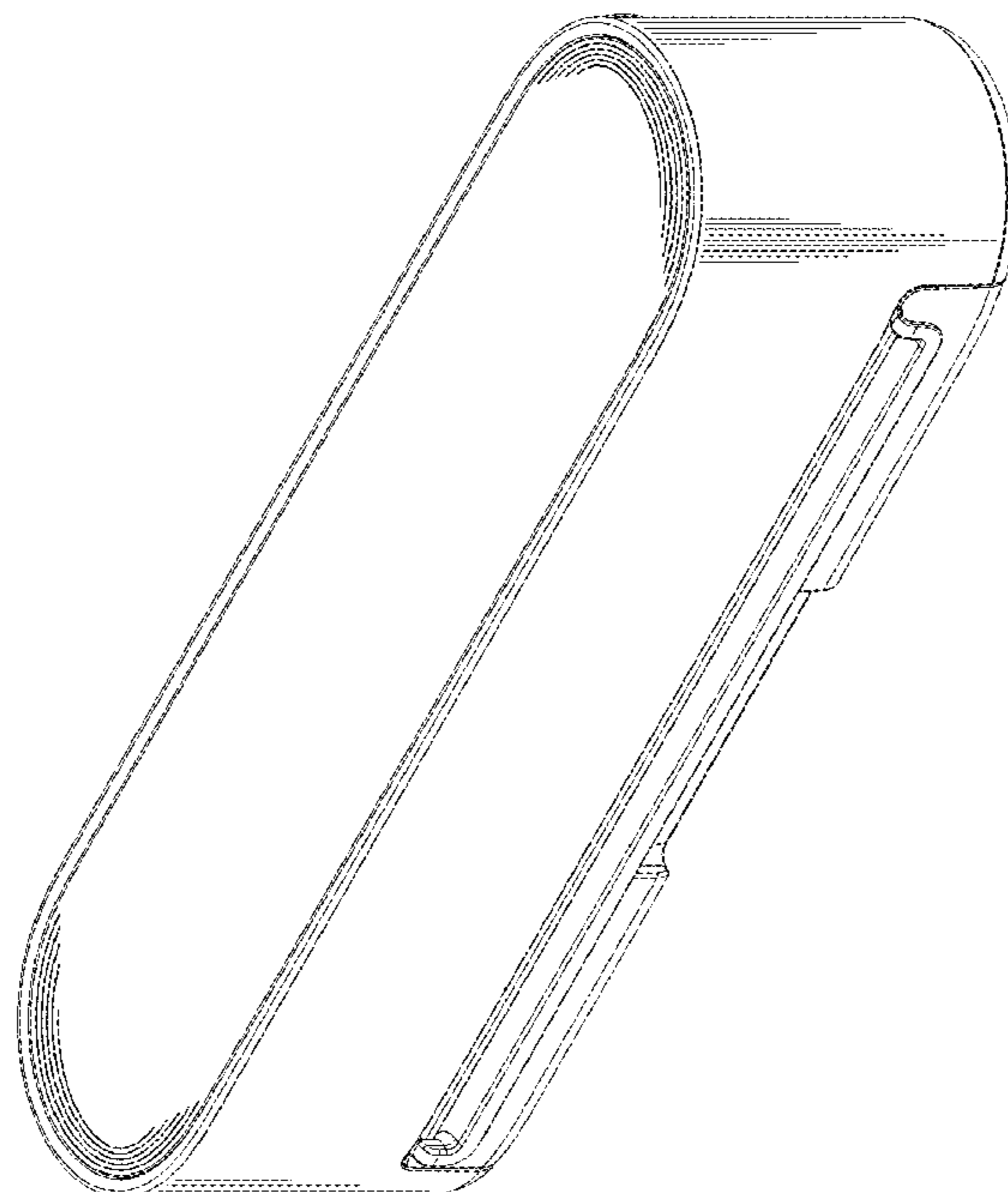
(57) **CLAIM**

I claim the ornamental design for a, vacuum sealing packaging machine, as shown and described.

**DESCRIPTION**

FIG. 1 is a perspective view of a vacuum sealing packaging machine showing my new design;  
FIG. 2 is a front elevational view thereof;  
FIG. 3 is a top plan view thereof;  
FIG. 4 is a left side elevational view thereof;  
FIG. 5 is a rear elevational view thereof;  
FIG. 6 is a right side elevational view thereof; and,  
FIG. 7 is a bottom plan view thereof.  
The broken lines in the drawings depict portions of the vacuum sealing packaging machine and form no part of the claimed design.

**1 Claim, 7 Drawing Sheets**



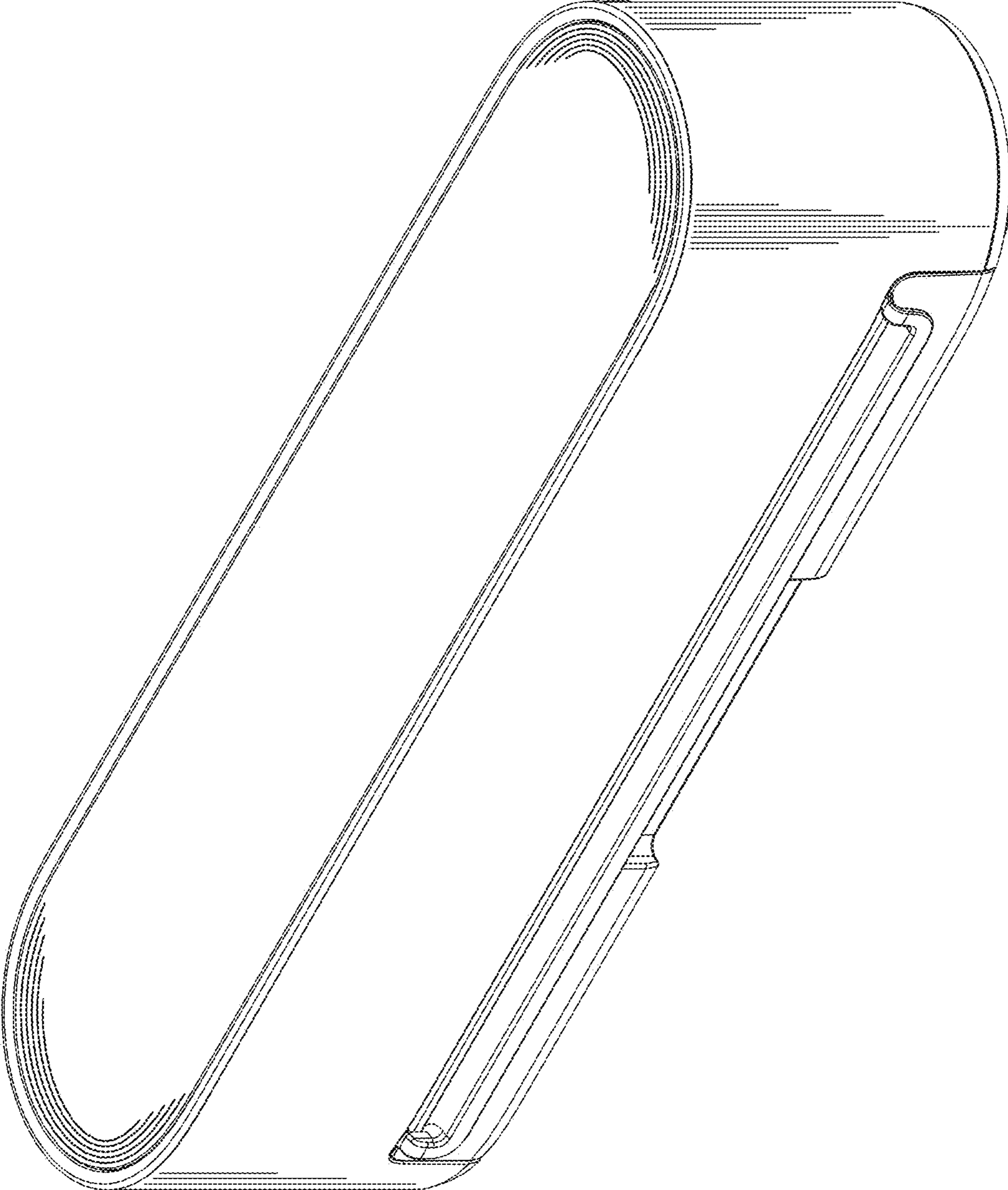


FIG. 1

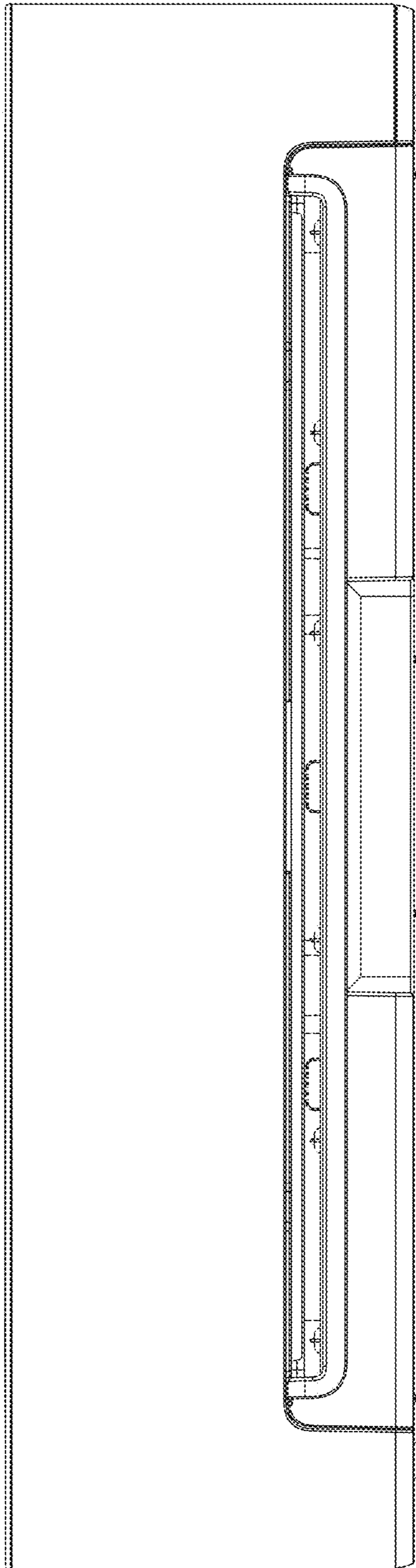


FIG. 2




FIG. 3




FIG. 4






FIG. 5

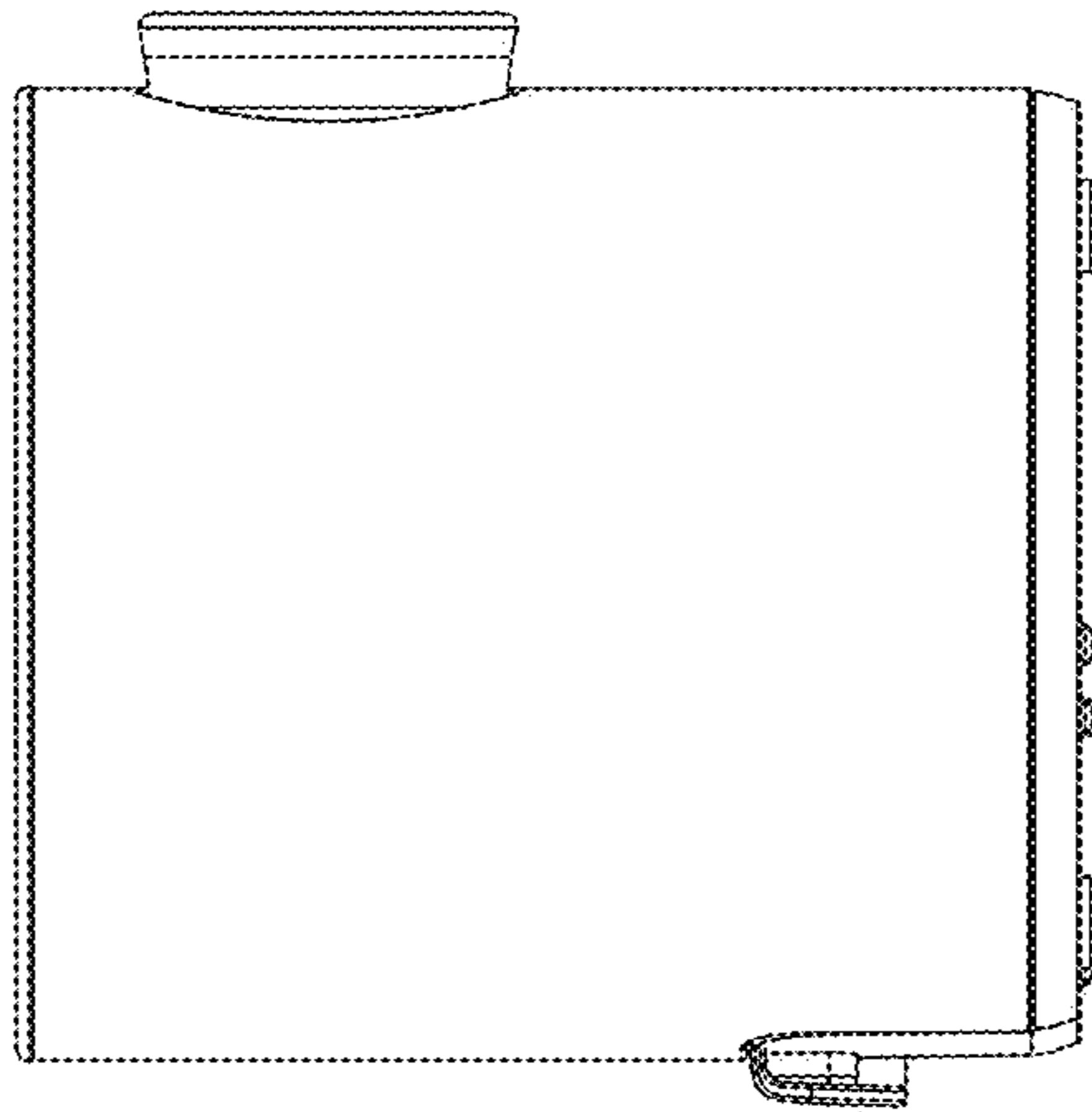


FIG. 6

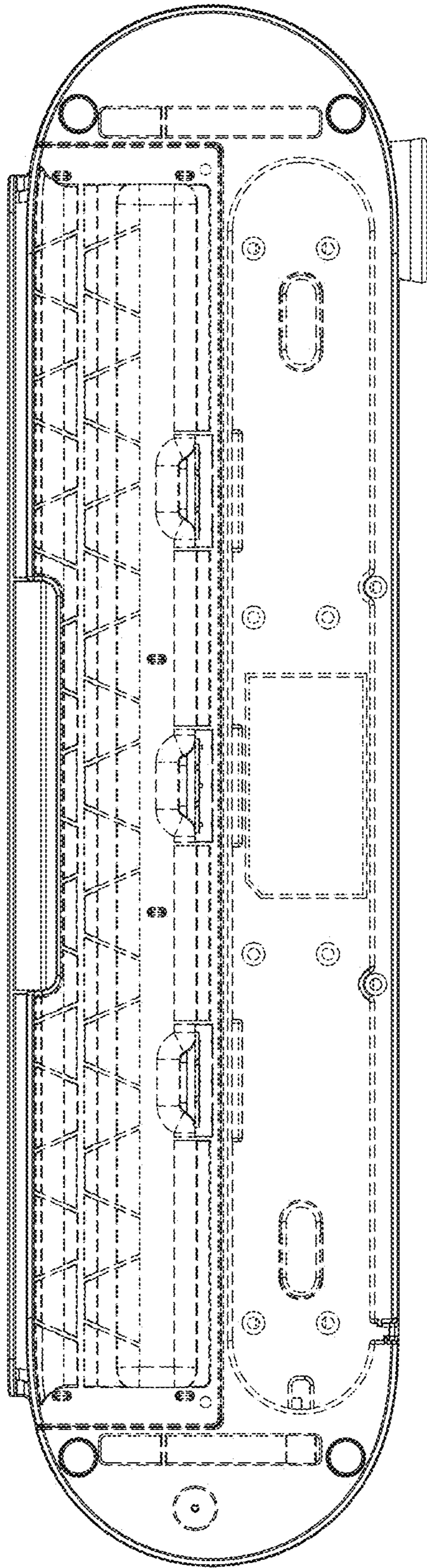


FIG. 7