



US00D957492S

(12) **United States Design Patent**
Li

(10) **Patent No.:** **US D957,492 S**
(45) **Date of Patent:** **** Jul. 12, 2022**

(54) **VACUUM SEALING PACKAGING MACHINE**

(71) Applicant: **Qincan Li**, Dong Guan (CN)

(72) Inventor: **Qincan Li**, Dong Guan (CN)

(73) Assignee: **Bonsen Electronics Limited**,
GuangDong (CN)

(**) Term: **15 Years**

(21) Appl. No.: **29/752,839**

(22) Filed: **Sep. 29, 2020**

(51) **LOC (13) Cl.** **15-09**

(52) **U.S. Cl.**
USPC **D15/146**

(58) **Field of Classification Search**
USPC D15/145, 146; D18/50
CPC B23C 63/0065; B23C 63/0091; B23C
63/1018; B65B 31/046; B65B 31/047
See application file for complete search history.

(56) **References Cited**

U.S. PATENT DOCUMENTS

D215,568 S *	10/1969	Kellogg	D15/146
D233,066 S *	10/1974	Bair	D15/146
D238,444 S *	1/1976	Schipper	D15/146
D248,399 S *	7/1978	Dobson	D15/146
D249,526 S *	9/1978	Kishida	D15/146
4,156,382 A *	5/1979	Baker	B29C 65/222 83/649
4,561,925 A *	12/1985	Skerjanec	B29C 66/73921 219/243
D301,238 S *	5/1989	Makihara	D15/146
5,352,323 A *	10/1994	Chi	B65B 51/146 156/583.8
5,806,575 A *	9/1998	Tsay	B65D 81/2015 141/192
7,003,928 B2 *	2/2006	Patterson	B65B 51/146 53/434

D536,355 S *	2/2007	Levsen	D15/146
7,392,641 B2 *	7/2008	Abate	B65B 31/046 53/512
7,540,127 B2 *	6/2009	Sung	B65B 31/047 53/434
D597,572 S *	8/2009	Tsai	D15/146
D633,118 S *	2/2011	Beatty	D15/146
D663,331 S *	7/2012	Day	D15/146
D686,649 S *	7/2013	Zhou	D15/146
8,695,673 B2 *	4/2014	Hu	B32B 37/0046 156/530
D763,334 S *	8/2016	Yoshitomi	D15/146
D812,662 S *	3/2018	Chang	D15/146
9,937,661 B2 *	4/2018	Chang	B29C 65/222
D823,913 S *	7/2018	Chou	D15/146
D866,624 S *	11/2019	Choi	D15/146
D910,100 S *	2/2021	Qiu	D15/146
D910,726 S *	2/2021	Sun	D15/146
D912,710 S *	3/2021	Choi	D15/146
D912,711 S *	3/2021	Choi	D15/146
D922,462 S *	6/2021	Leyden	D15/146

(Continued)

Primary Examiner — Patricia A Palasik

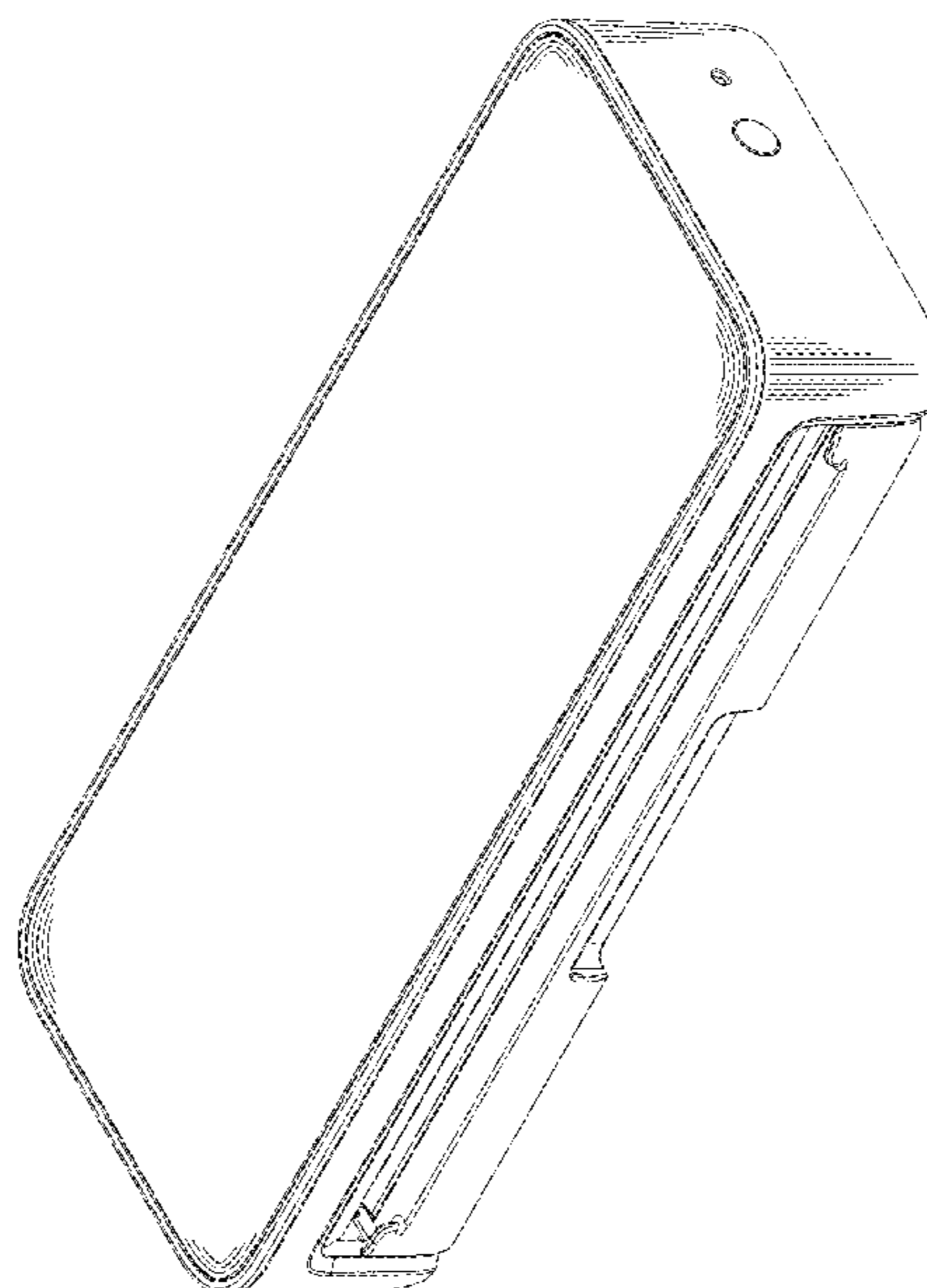
(57) **CLAIM**

I claim the ornamental design for a vacuum sealing packaging machine, as shown and described.

DESCRIPTION

FIG. 1 is a perspective view of a vacuum sealing packaging machine showing my new design; FIG. 2 is a front elevational view thereof; FIG. 3 is a top plan view thereof; FIG. 4 is a left side elevational view thereof; FIG. 5 is a rear elevational view thereof; FIG. 6 is a right side elevational view thereof; and, FIG. 7 is a bottom plan view thereof. The broken lines in the drawings depict portions of the vacuum sealing packaging machine and form no part of the claimed design.

1 Claim, 7 Drawing Sheets



(56)

References Cited

U.S. PATENT DOCUMENTS

D936,120 S * 11/2021 Minibaev D15/146
D936,717 S * 11/2021 Chen D15/146
D937,919 S * 12/2021 Chen D15/146
2005/0022480 A1* 2/2005 Brakes B65B 31/046
53/512
2019/0047733 A1* 2/2019 Zheng B65B 51/10

* cited by examiner

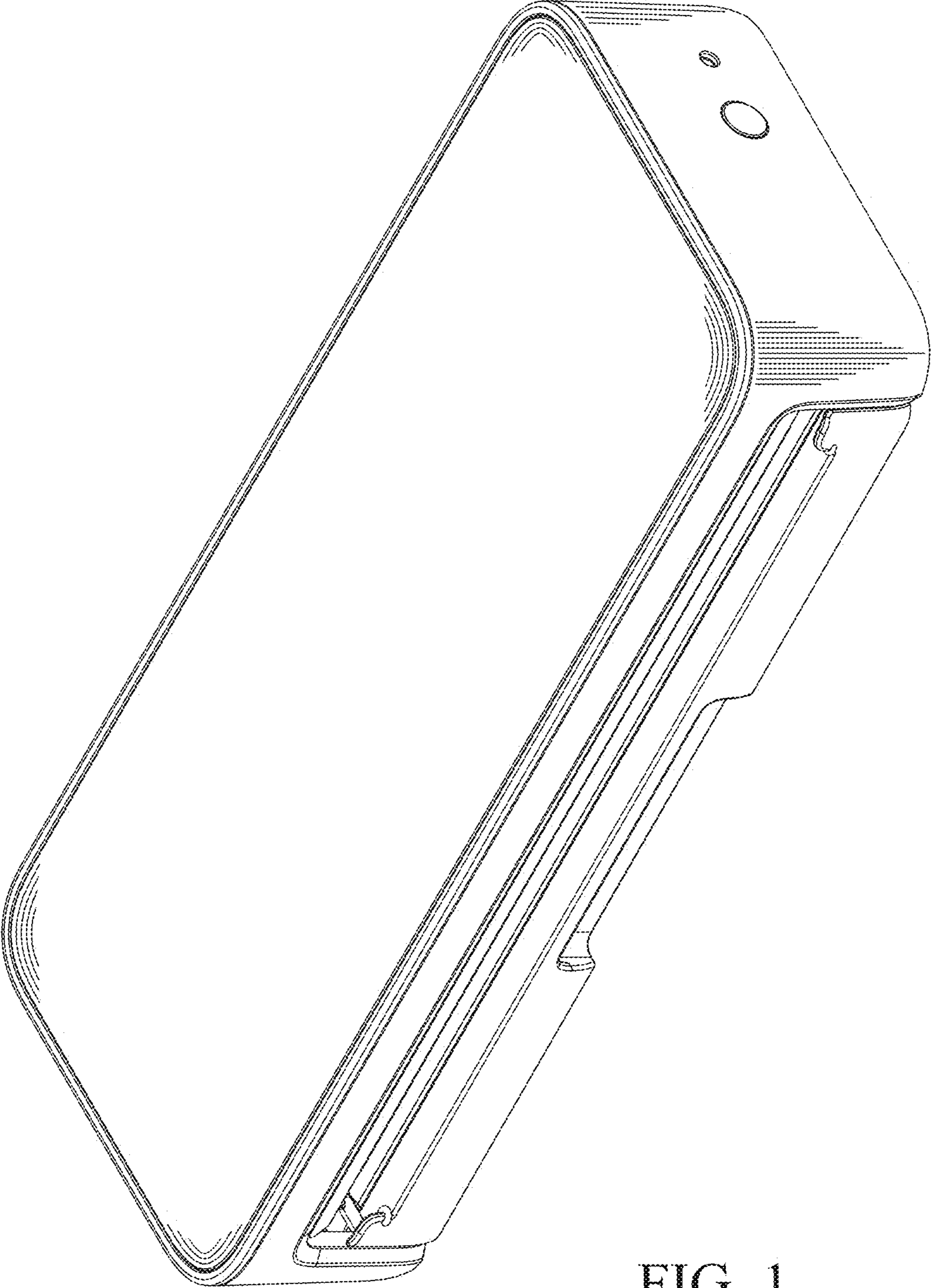


FIG. 1

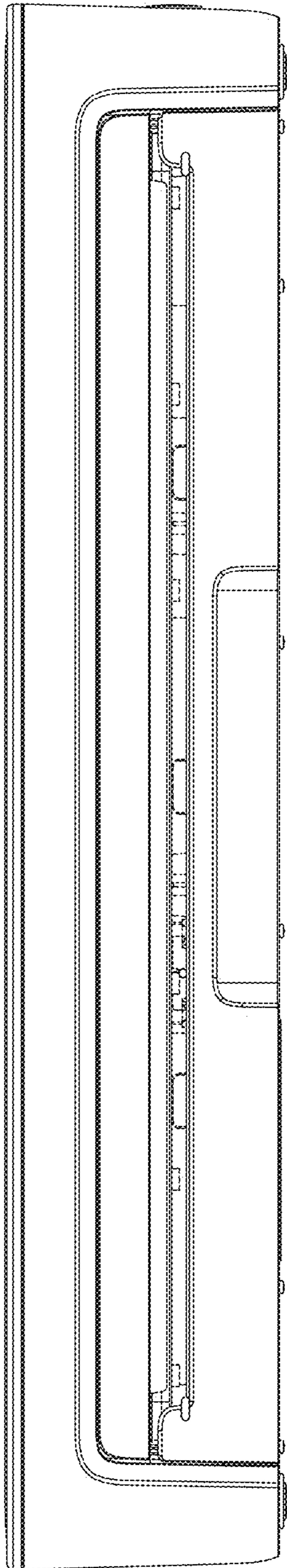


FIG. 2




FIG. 3




FIG. 4

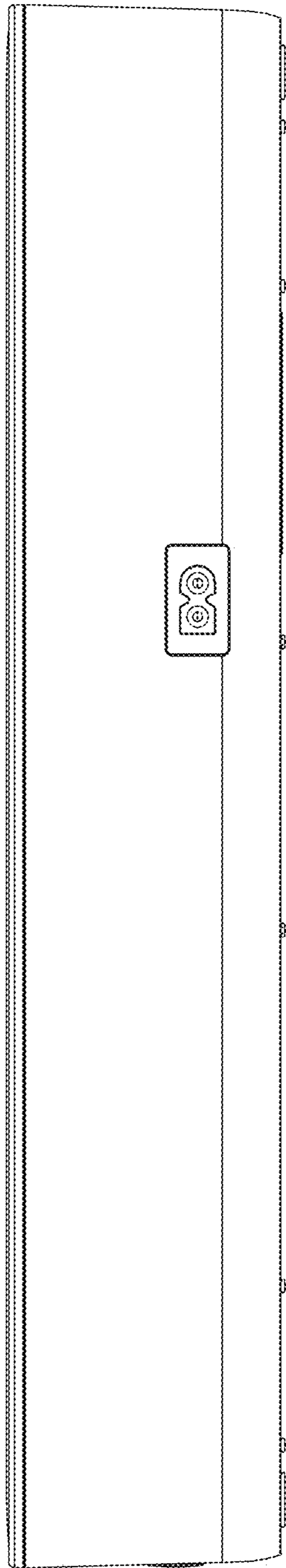


FIG. 5

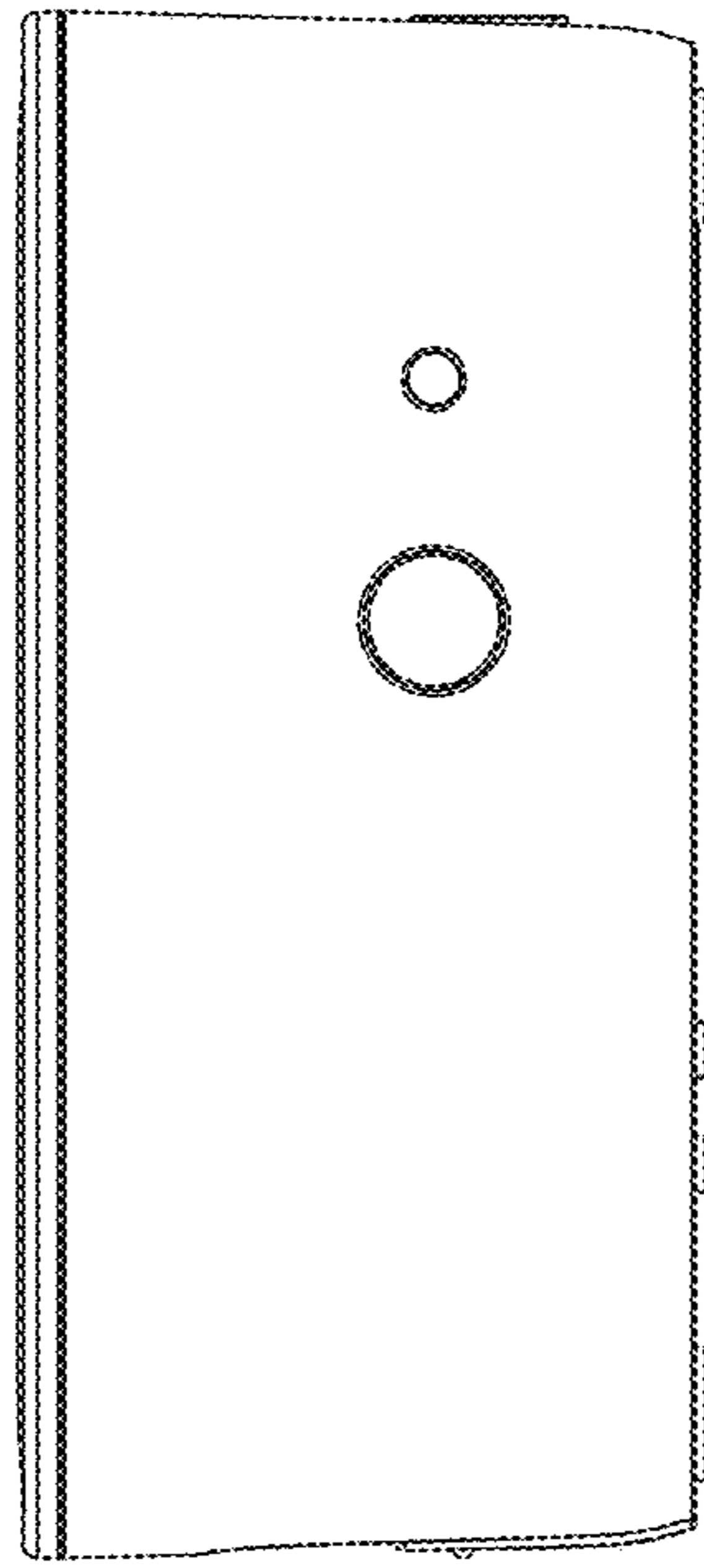


FIG. 6

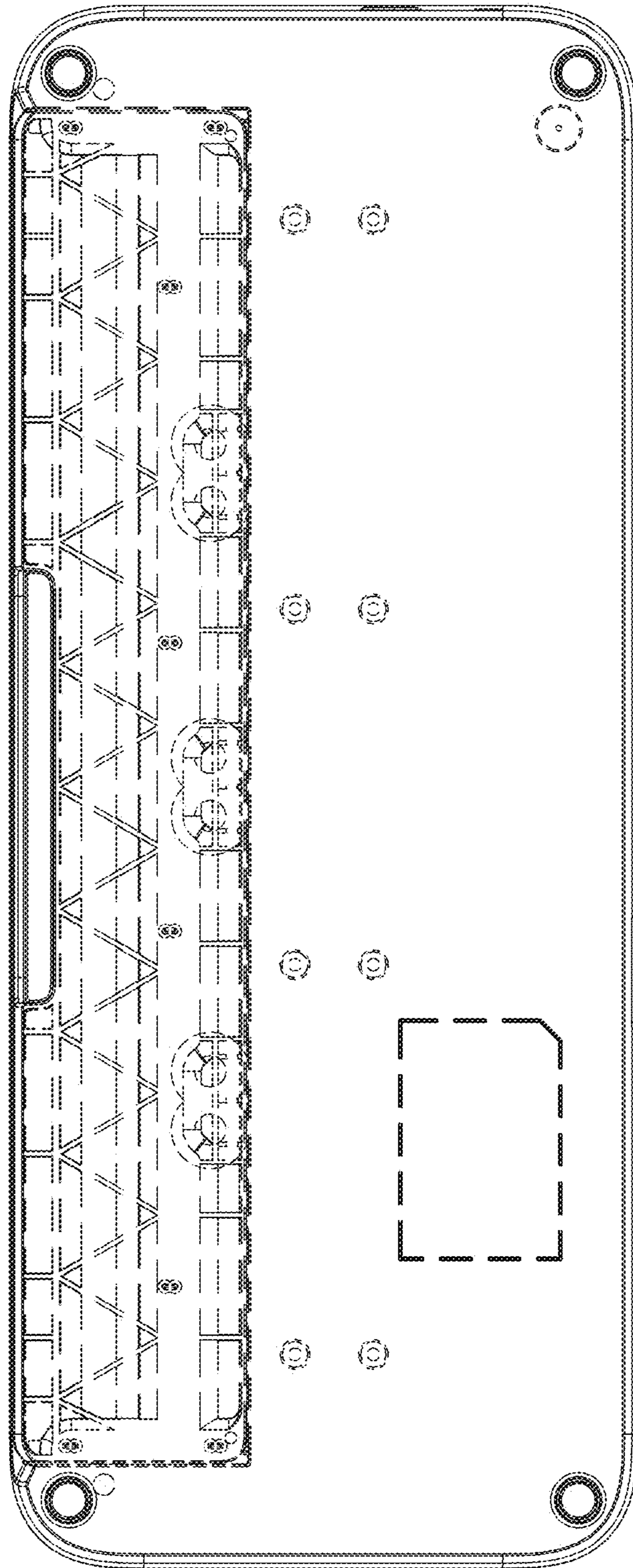


FIG. 7