



US00D957472S

(12) **United States Design Patent** (10) **Patent No.:** **US D957,472 S**
McCaffrey et al. (45) **Date of Patent:** **** Jul. 12, 2022**

(54) **TIP FOR A GROUND ENGAGING MACHINE IMPLEMENT**

(71) Applicant: **Caterpillar Inc.**, Peoria, IL (US)

(72) Inventors: **Brandon McCaffrey**, Peoria, IL (US);
Mihai Balan, Oro Valley, AZ (US)

(73) Assignee: **Caterpillar Inc.**, Peoria, IL (US)

(**) Term: **15 Years**

(21) Appl. No.: **29/797,580**

(22) Filed: **Jul. 1, 2021**

Related U.S. Application Data

(63) Continuation of application No. 29/743,804, filed on Jul. 24, 2020, now Pat. No. Des. 925,614, which is a continuation of application No. 29/688,803, filed on Apr. 24, 2019, now Pat. No. Des. 894,969.

(51) **LOC (13) Cl.** **15-03**

(52) **U.S. Cl.**
USPC **D15/29**; D15/28

(58) **Field of Classification Search**
USPC D15/11, 28, 29; 37/456, 452, 450, 446, 37/454, 449, 453, 455, 903; 403/379.5, 403/DIG. 1; 111/152; 172/724, 730, 172/766, 770, 771, 721, 713, 699, 772
CPC Y10T 29/49826; Y10T 403/589; Y10T 403/7018; Y10T 403/7075; E02F 9/28; E02F 9/2825; E02F 9/2833; E02F 9/2866; E02F 9/2858; E02F 9/2808; E02F 9/2841
See application file for complete search history.

(56) **References Cited**

U.S. PATENT DOCUMENTS

D274,434 S 6/1984 Nilsson
D275,859 S 10/1984 Nilsson
D417,877 S 12/1999 Launder et al.
6,871,426 B2 3/2005 Keech et al.

D602,505 S * 10/2009 Ruvang D15/29
D614,206 S * 4/2010 Ruvang D15/29
D614,207 S * 4/2010 Ruvang D15/29
8,307,574 B2 11/2012 Ruvang
8,327,563 B2 12/2012 Dingwall et al.
D706,307 S 6/2014 Renski et al.
D707,264 S 6/2014 Renski et al.
8,943,717 B2 2/2015 Renski et al.
D727,367 S 4/2015 Renski et al.
D727,368 S 4/2015 Renski et al.

(Continued)

FOREIGN PATENT DOCUMENTS

CL 201200897 4/2012
CL 201200898 4/2012

OTHER PUBLICATIONS

U.S. Appl. No. 61/545,107, filed Oct. 7, 2011. (Unpublished).
U.S. Appl. No. 29/743,804, filed Jul. 24, 2020. (Unpublished).

Primary Examiner — Mark A Goodwin

(74) *Attorney, Agent, or Firm* — Saidman Design Law Group

(57) **CLAIM**

The ornamental design for a tip for a ground engaging machine implement, as shown and described.

DESCRIPTION

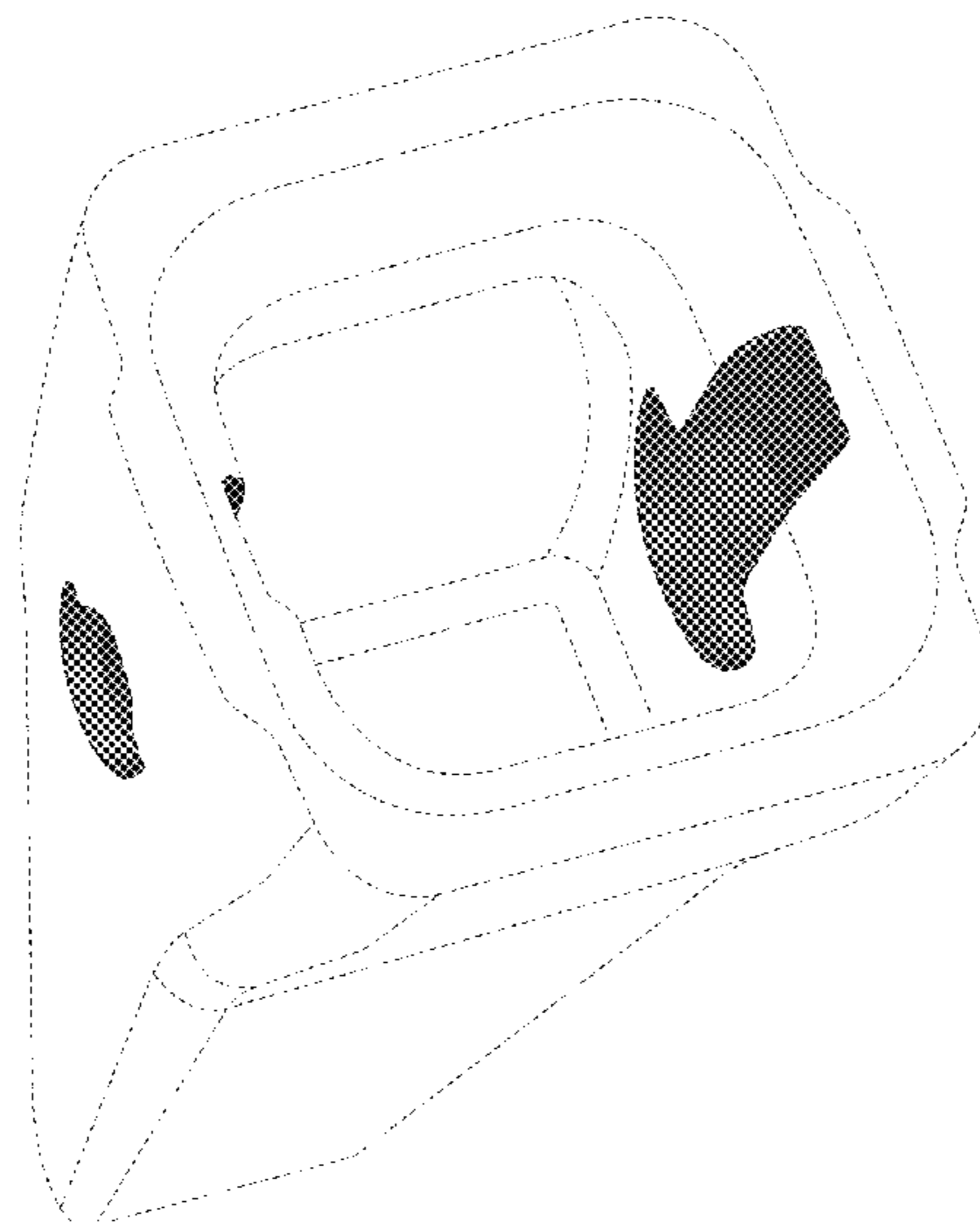
FIG. 1 is a rear perspective view of a tip for a ground engaging machine implement showing our new design; FIG. 2 is a rear view thereof; and, FIG. 3 is a partial sectional view taken along line 3-3 of FIG. 2.

Grayscale shading illustrates contour.

The broken lines illustrate structure or features which form no part of the claimed design.

The dot-dash broken lines illustrate boundaries which form no part of the claimed design.

1 Claim, 2 Drawing Sheets



(56)

References Cited

U.S. PATENT DOCUMENTS

D727,369 S 4/2015 Renski et al.
 D727,979 S 4/2015 Renski et al.
 D727,980 S 4/2015 Renski et al.
 D727,981 S 4/2015 Renski et al.
 D727,982 S 4/2015 Renski et al.
 D728,635 S 5/2015 Kunz
 D748,679 S 2/2016 Renski et al.
 D748,681 S 2/2016 Renski et al.
 D748,685 S 2/2016 Kunz
 D749,146 S 2/2016 Renski et al.
 D749,147 S 2/2016 Kunz
 D774,108 S 12/2016 Balan et al.
 D774,110 S 12/2016 Balan et al.
 D774,565 S 12/2016 Balan et al.
 D774,567 S 12/2016 Balan et al.
 D775,240 S 12/2016 Balan et al.
 D775,241 S 12/2016 Balan et al.
 D775,242 S 12/2016 Balan et al.
 D781,354 S * 3/2017 Kunz D15/28
 D784,424 S 4/2017 Renski et al.
 9,624,651 B2 4/2017 Renski et al.
 D790,606 S 6/2017 Balan et al.
 D790,607 S 6/2017 Balan et al.
 D803,274 S 11/2017 Serrurier et al.
 D803,275 S 11/2017 Serrurier et al.

D803,898 S 11/2017 Serrurier et al.
 D805,112 S 12/2017 Serrurier et al.
 D805,562 S 12/2017 Serrurier et al.
 D806,139 S 12/2017 Serrurier et al.
 D806,140 S 12/2017 Serrurier et al.
 D806,141 S 12/2017 Serrurier et al.
 D806,142 S 12/2017 Serrurier et al.
 D806,759 S 1/2018 Serrurier et al.
 D832,309 S * 10/2018 Balan D15/28
 D832,310 S 10/2018 Balan et al.
 D840,441 S 2/2019 Serrurier et al.
 D857,761 S 8/2019 Balan et al.
 D857,762 S 8/2019 Kunz
 D894,968 S 9/2020 McCaffrey et al.
 D894,969 S 9/2020 McCaffrey et al.
 D906,376 S * 12/2020 Sinn D15/28
 D941,366 S * 1/2022 Wells D15/28
 2004/0010949 A1 1/2004 Laguarda et al.
 2012/0131821 A1 5/2012 Brufau Guinovart et al.
 2012/0260540 A1 10/2012 Guimaraes et al.
 2013/0333254 A1 12/2013 Wallis et al.
 2014/0259806 A1 9/2014 Rimmey
 2014/0259808 A1 9/2014 LaHood et al.
 2015/0167278 A1 6/2015 Rivera et al.
 2017/0328036 A1 11/2017 Bilal et al.
 2018/0080200 A1 3/2018 Hughes
 2020/0340216 A1 10/2020 McCaffrey et al.
 2020/0340217 A1 10/2020 McCaffrey et al.

* cited by examiner

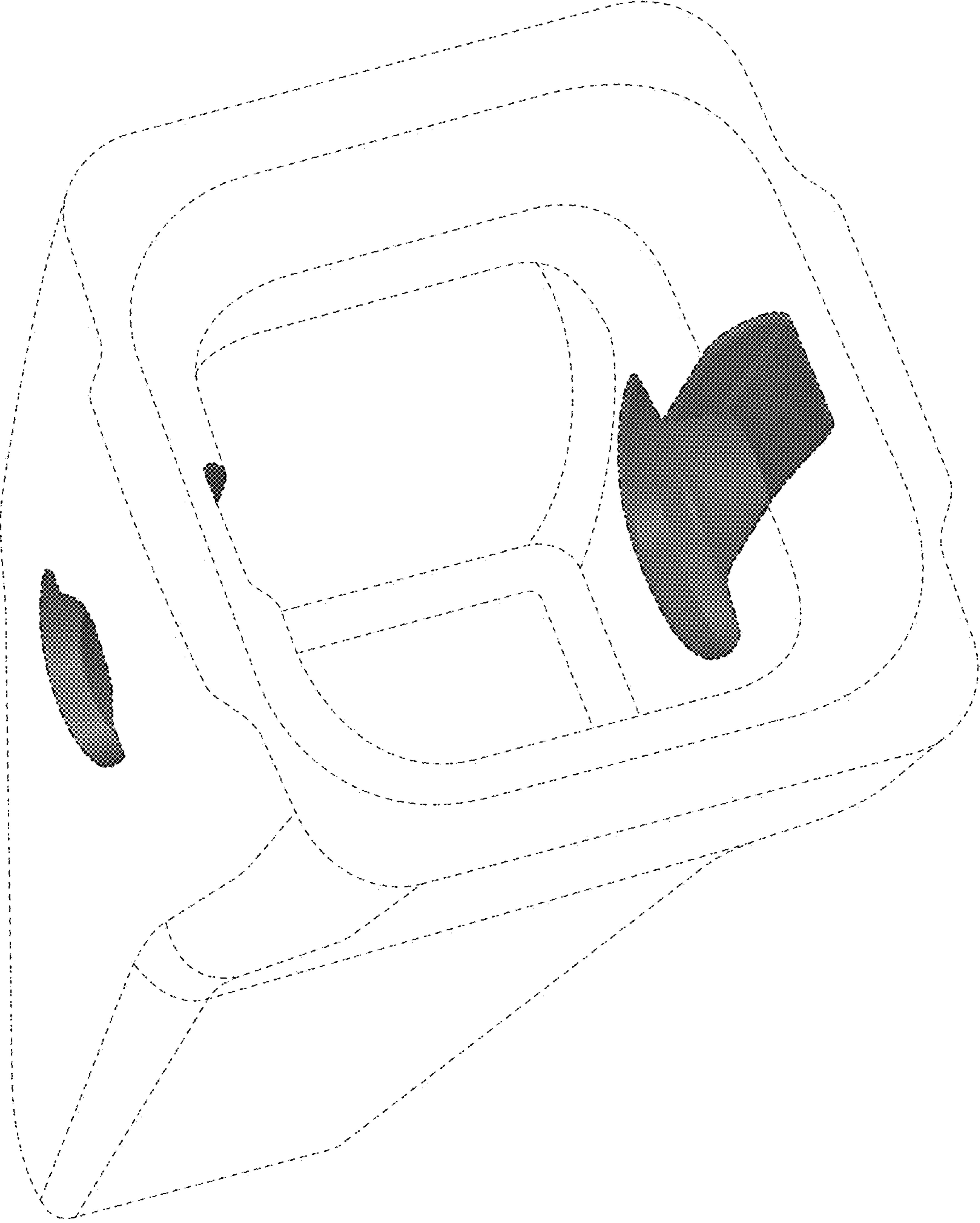


FIG. 1

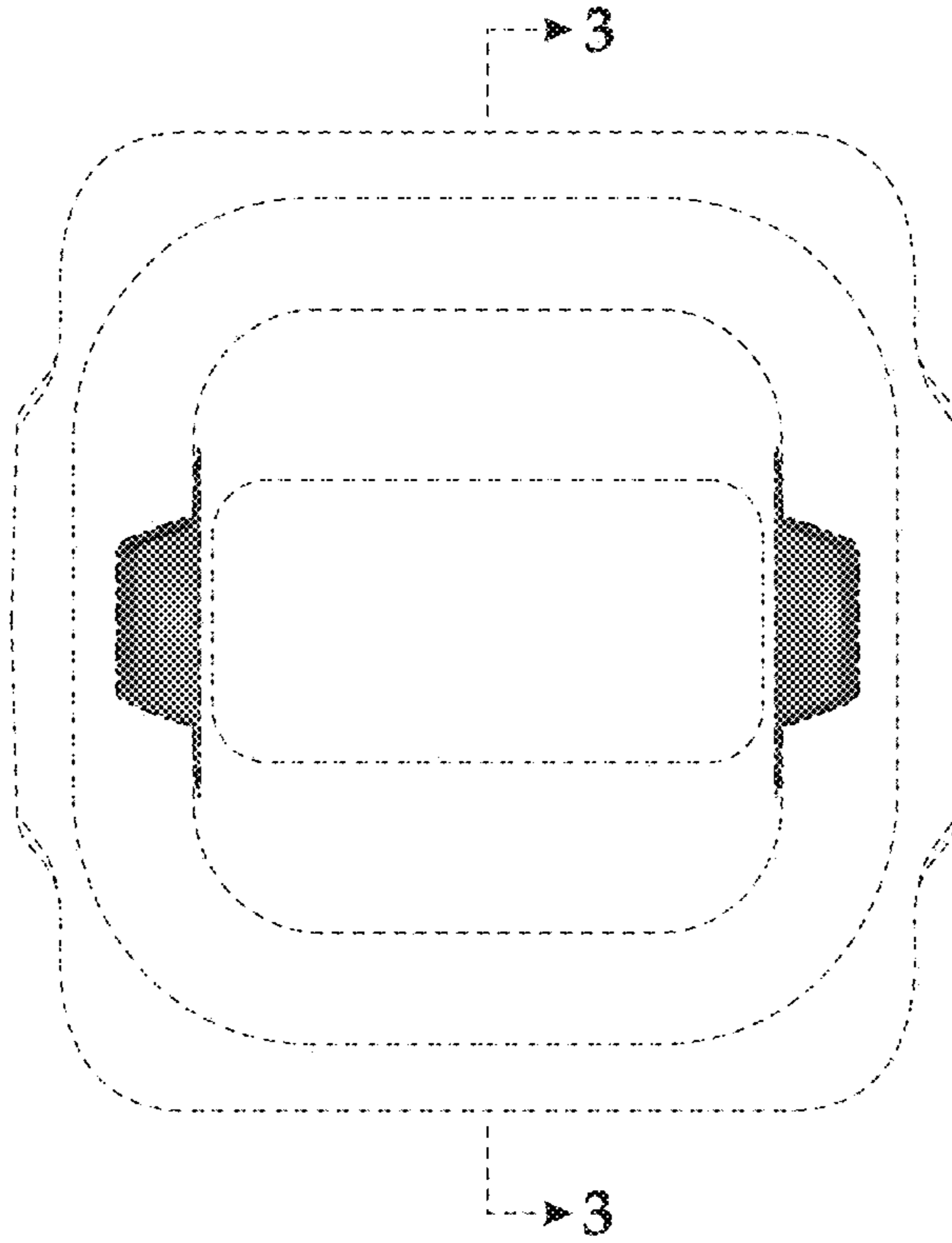


FIG. 2

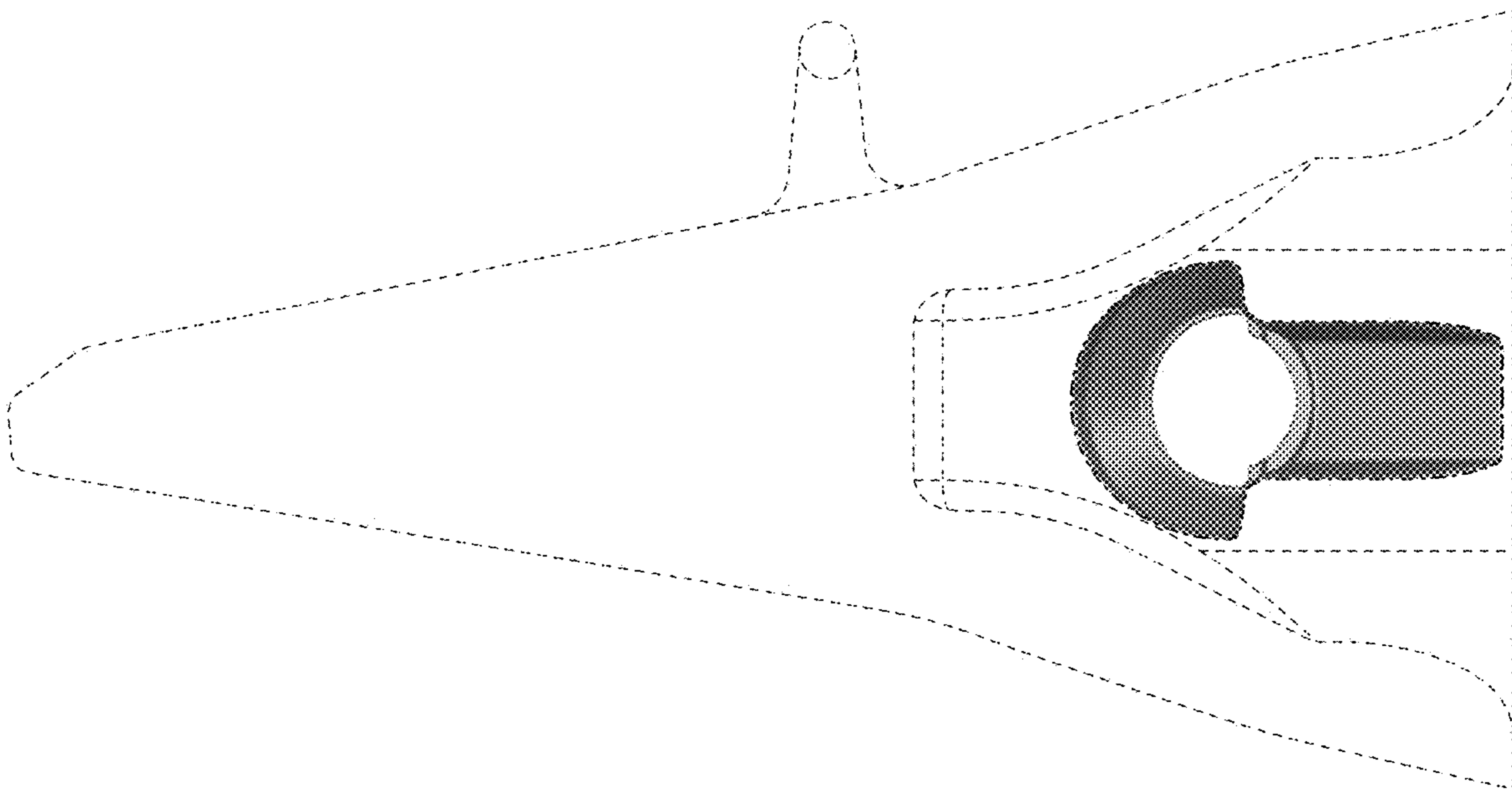


FIG. 3