



US00D957452S

(12) **United States Design Patent**  
**Zhang**

(10) **Patent No.:** **US D957,452 S**

(45) **Date of Patent:** **\*\* Jul. 12, 2022**

(54) **DISPLAY SCREEN OR PORTION THEREOF OF A DEVICE WITH TRANSITIONAL GRAPHICAL USER INTERFACE**

(71) Applicant: **AUTEL INTELLIGENT TECHNOLOGY CORP., LTD.,**  
Guangdong (CN)

(72) Inventor: **Lijia Zhang,** Guangdong (CN)

(73) Assignee: **AUTEL INTELLIGENT TECHNOLOGY CORP., LTD.,**  
Shenzhen (CN)

(\*\*) Term: **15 Years**

(21) Appl. No.: **29/758,988**

(22) Filed: **Nov. 19, 2020**

(51) **LOC (13) Cl.** ..... **14-04**

(52) **U.S. Cl.**  
USPC ..... **D14/488**

(58) **Field of Classification Search**  
USPC ..... D14/485-495  
CPC .... G06F 3/048; G06F 3/0481; G06F 3/04812;  
G06F 3/04815; G06F 3/04817; G06F 3/0482;  
G06F 3/0483; G06F 3/0484; G06F 3/04842;  
G06F 3/04845; G06F 3/04847; G06F 3/0485; G06F 3/04855;  
G06F 3/0486; G06F 3/0487; G06F 3/0488;  
G06F 3/04883; G06F 3/04886  
See application file for complete search history.

(56) **References Cited**

**U.S. PATENT DOCUMENTS**

6,988,241 B1 \* 1/2006 Guttman ..... G06F 40/18  
715/220  
D748,664 S \* 2/2016 Noack ..... D14/486

D752,616 S \* 3/2016 Kouvas ..... D14/486  
D755,828 S \* 5/2016 Kimura ..... D14/486  
D843,403 S \* 3/2019 Casse ..... D14/486  
D845,974 S \* 4/2019 Cooperman ..... D14/486  
D847,170 S \* 4/2019 Lirov ..... D14/486  
D860,238 S \* 9/2019 Bhardwaj ..... D14/486  
D877,167 S \* 3/2020 Knowles ..... D14/485  
D881,908 S \* 4/2020 Sunil ..... D14/486  
D891,443 S \* 7/2020 Sapre ..... D14/485  
D905,719 S \* 12/2020 Butka ..... D14/486  
2013/0290822 A1 \* 10/2013 Chen ..... G06F 40/186  
715/212

\* cited by examiner

*Primary Examiner* — Melanie H Tung

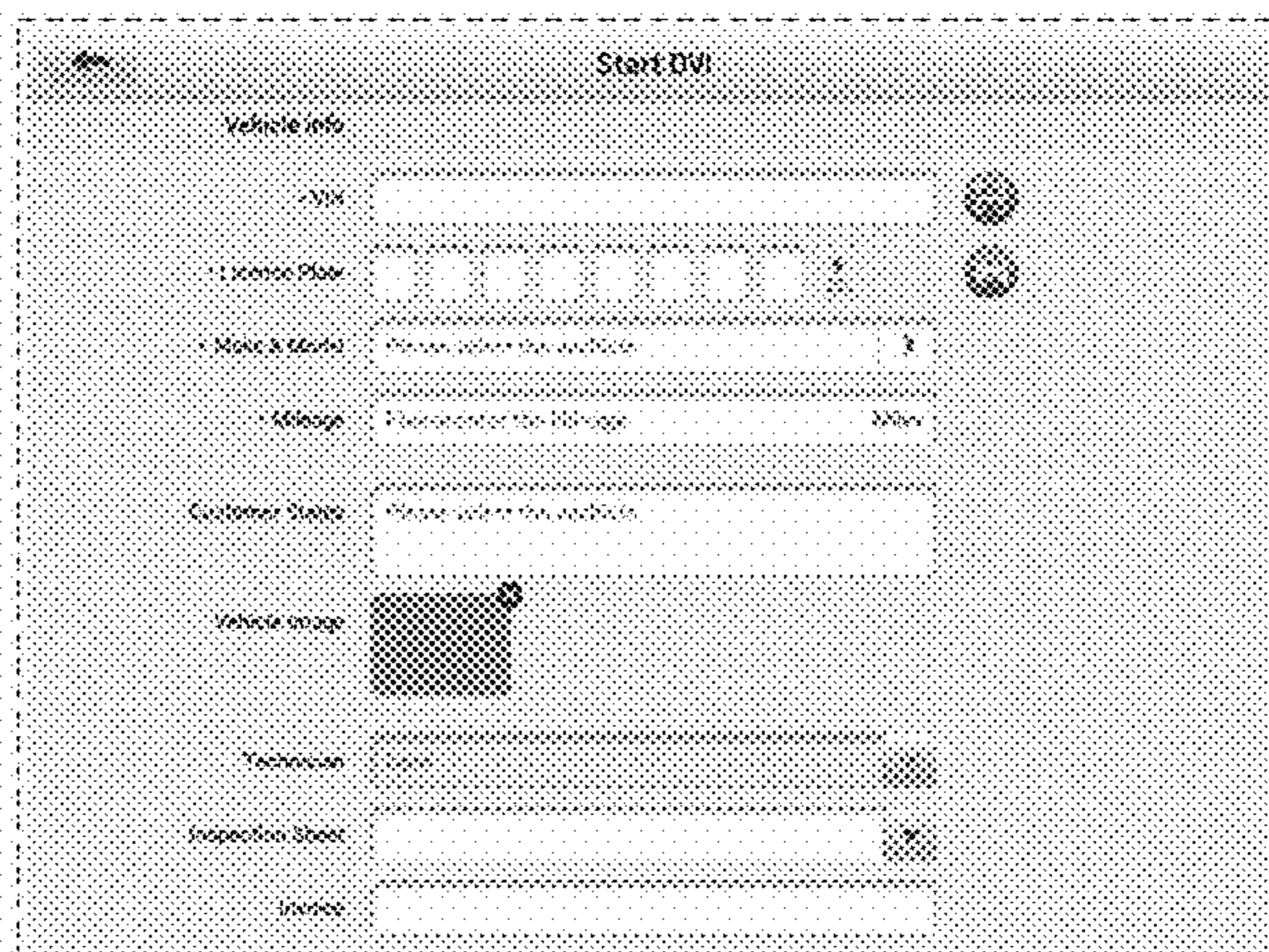
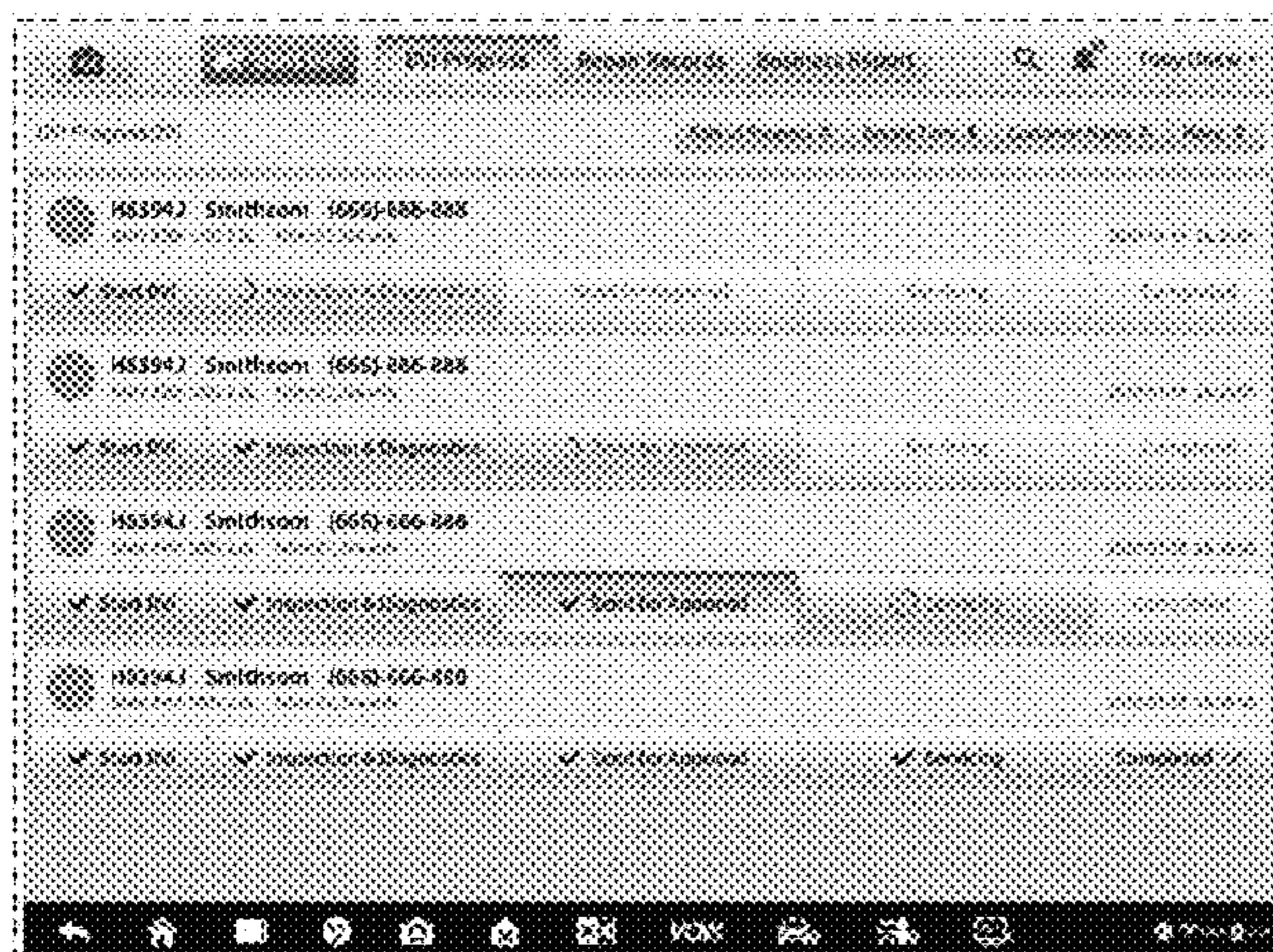
(57) **CLAIM**

The ornamental design for a display screen or portion thereof of a device with transitional graphical user interface, as shown and described.

**DESCRIPTION**

FIG. 1 is a front view of a first image of a display screen or portion thereof of a device with transitional graphical user interface;  
FIG. 2 is a front view of a second image thereof; and,  
FIG. 3 is a front view of a third image thereof.  
The broken line showing of the display screen or portion thereof in all views forms no part of the claimed design.  
The appearance of the transitional image sequentially transitions between the images shown in FIGS. 1-3. The process or period in which one image transitions to another image forms no part of the claimed design.

**1 Claim, 2 Drawing Sheets**



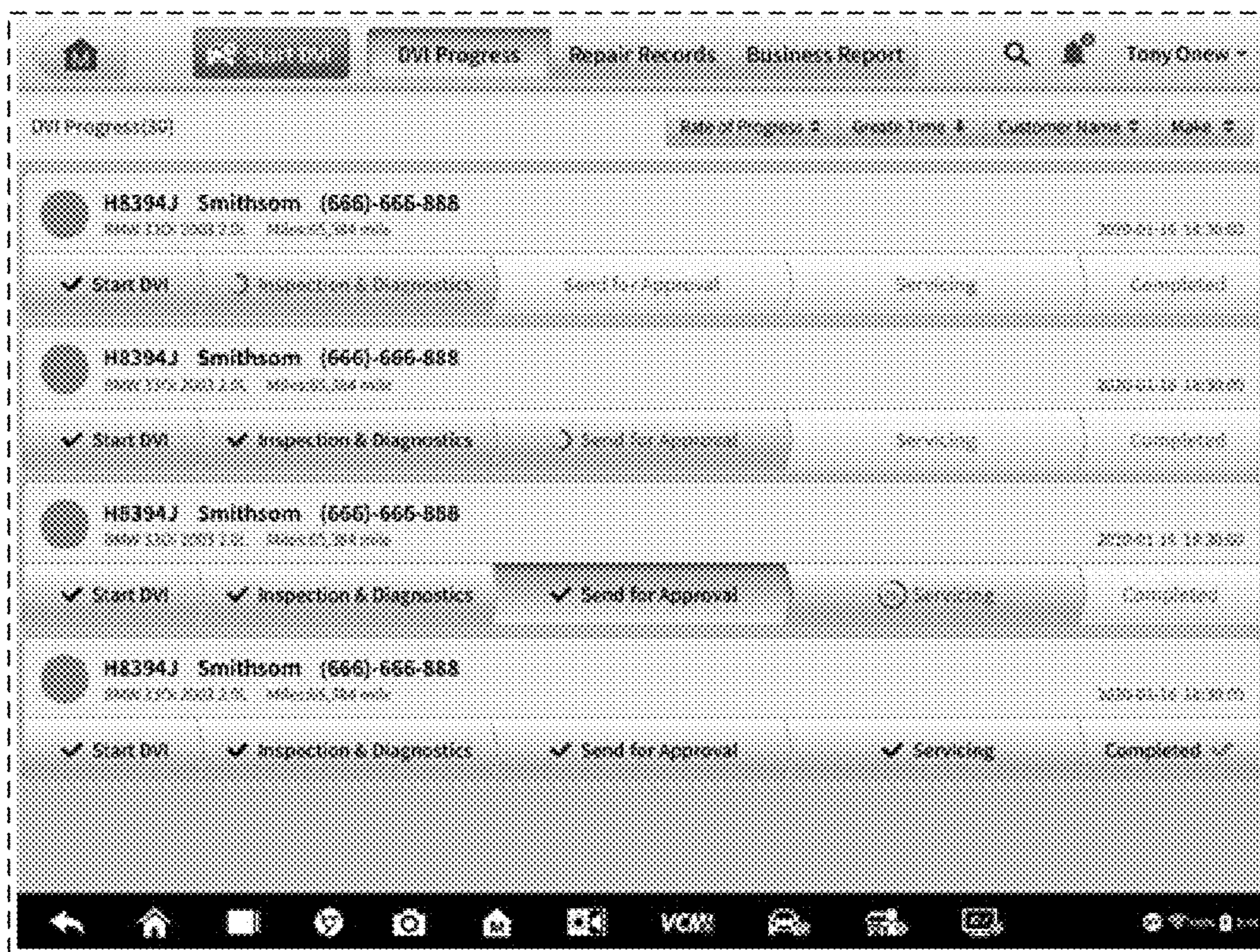


FIG.1

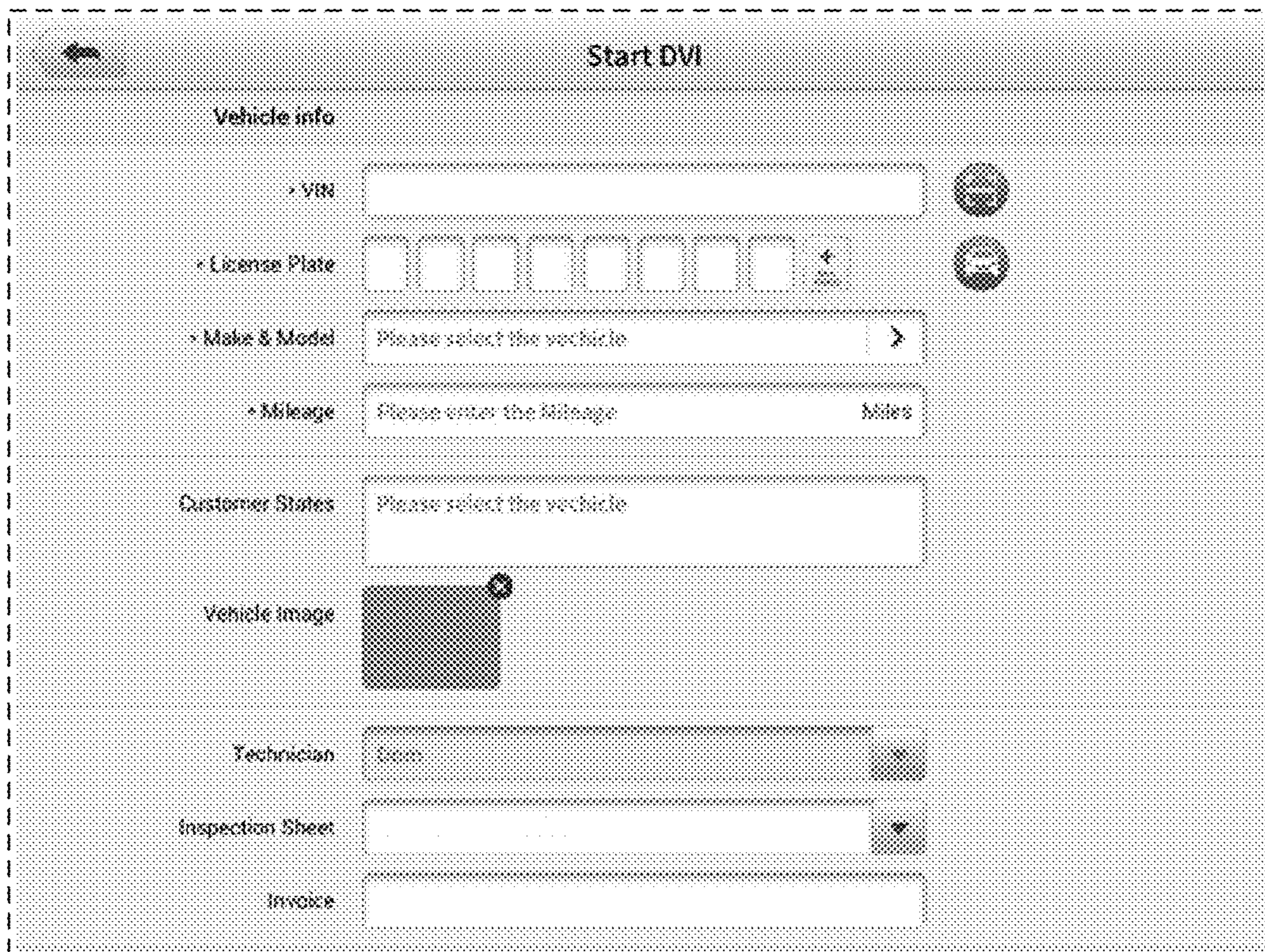


FIG.2

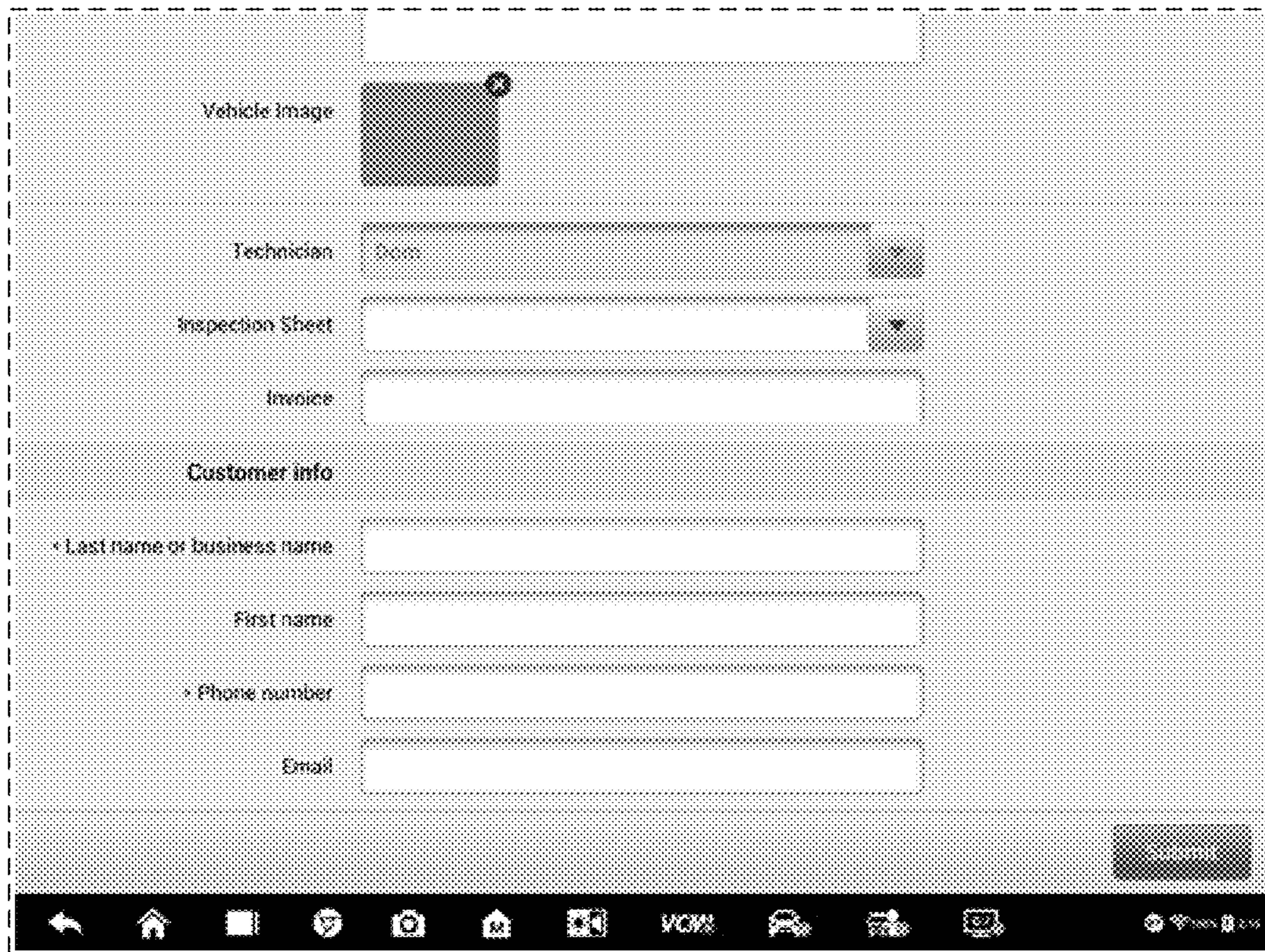


FIG.3