



US00D957396S

(12) **United States Design Patent** (10) **Patent No.:** **US D957,396 S**
Fan (45) **Date of Patent:** **** Jul. 12, 2022**

(54) **USB HUB**
 (71) Applicant: **Shenzhen NearbyExpress Technology Development Company Limited**,
 Shenzhen (CN)
 (72) Inventor: **Dewen Fan**, Shenzhen (CN)
 (73) Assignee: **Shenzhen NearbyExpress Technology Development Company Limited**,
 Shenzhen (CN)
 (**) Term: **15 Years**
 (21) Appl. No.: **29/712,229**
 (22) Filed: **Nov. 6, 2019**
 (30) **Foreign Application Priority Data**

Jul. 18, 2019 (EM) 006635579-0002

(51) **LOC (13) Cl.** **14-99**
 (52) **U.S. Cl.**
 USPC **D14/433**

(58) **Field of Classification Search**
 USPC D14/155, 240, 242, 356, 357, 358, 378,
 D14/383, 384, 385, 386, 432, 433, 434,
 D14/438, 439, 435.1, 480.1, 480.3, 480.4,
 D14/480.5, 480.6, 480.7, 496; D13/103,
 D13/107, 108, 110, 118, 120, 123, 133,
 D13/137.1-137.4, 139.1-139.8, 146, 147,
 D13/153, 154, 184; D18/12, 12.1, 12.3
 CPC H01R 25/00; H01R 25/003; H01R 25/006;
 H01R 27/00; H01R 27/02; H01R 31/005;
 H01R 24/28; H01R 24/20; H01R 13/60;
 H01R 13/6658; H01R 13/72; G06F
 1/1607; G06F 1/1632; G06F 1/1684;
 G06F 1/266; G06F 11/325; G06F 13/00;
 G06F 13/12; G06F 13/14; G06F 13/20;
 G06F 13/382; G06F 13/4022; H04B 1/08

See application file for complete search history.

(56) **References Cited**

U.S. PATENT DOCUMENTS

D491,563	S	*	6/2004	Sato	D14/242
D575,288	S	*	8/2008	Chen	D14/432
D635,142	S	*	3/2011	Borislow	D14/435.1
D647,908	S	*	11/2011	Chen	D14/434
D682,777	S	*	5/2013	Gupta	D13/103
D732,010	S	*	6/2015	Hsiau	D14/240
D760,647	S	*	7/2016	Chen	D13/103
D828,840	S	*	9/2018	Zhang	D14/433
D829,213	S	*	9/2018	Szeremeta	D14/432
D842,859	S	*	3/2019	Loh	D14/433
D843,316	S	*	3/2019	Zhou	D13/108
D886,050	S	*	6/2020	Zhang	D13/108
D901,496	S	*	11/2020	Hachiya	D14/358
D905,063	S	*	12/2020	Liu	D14/434
D916,705	S	*	4/2021	Liao	D14/433
D928,160	S	*	8/2021	Liao	D14/433
D934,261	S	*	10/2021	Zhang	D14/434

(Continued)

Primary Examiner — Rebekah A Caruso

(74) *Attorney, Agent, or Firm* — ScienBiziP, P.C.

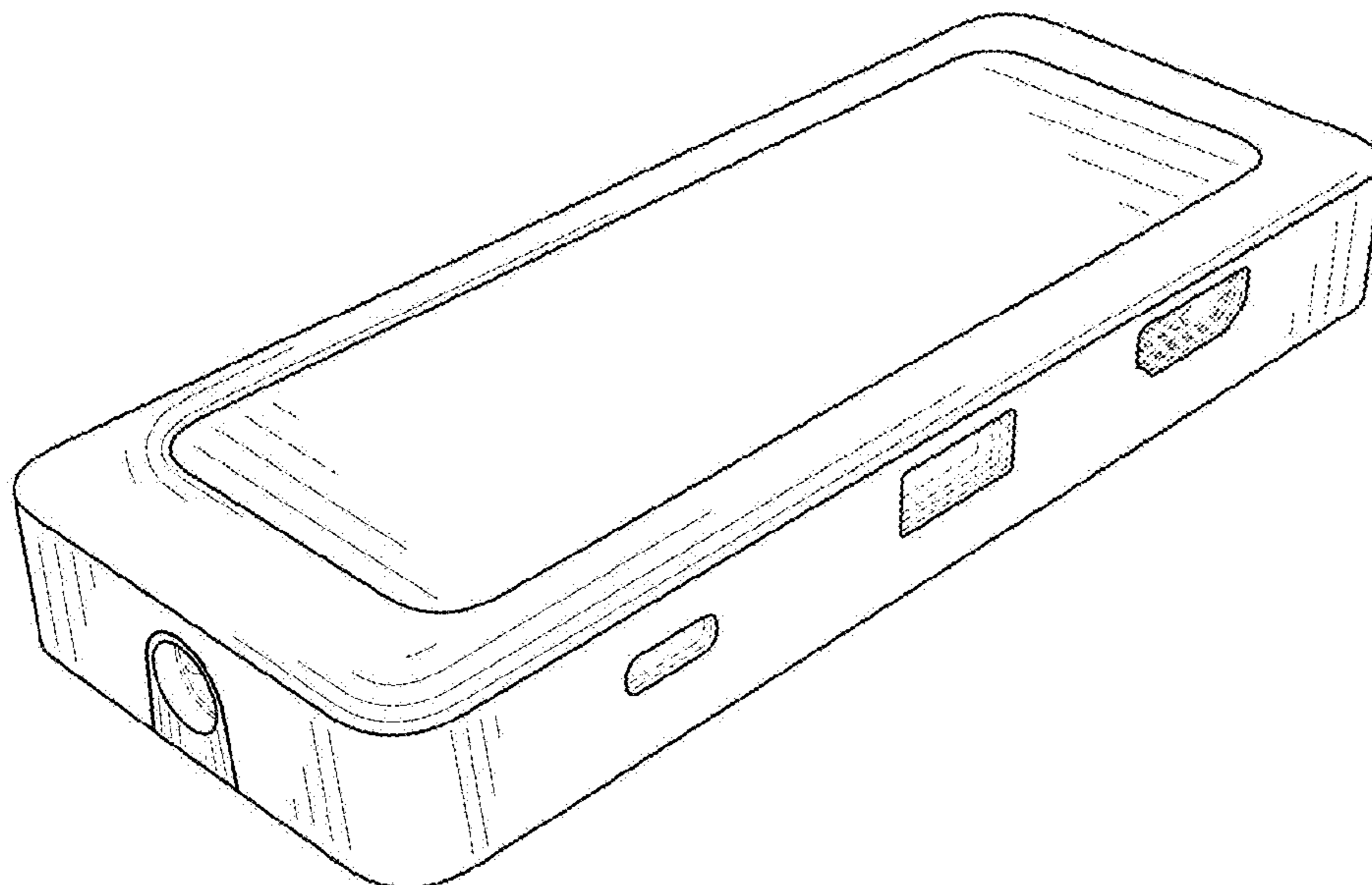
(57) **CLAIM**

The ornamental design for a USB hub, as shown and described.

DESCRIPTION

FIG. 1 is a top, front and left side perspective view of a USB hub, showing my design;
 FIG. 2 is a front elevation view thereof;
 FIG. 3 is a rear elevation view thereof;
 FIG. 4 is a left side elevation view thereof;
 FIG. 5 is a right side elevation view thereof;
 FIG. 6 is a top plan view thereof; and,
 FIG. 7 is a bottom plan view thereof.
 The broken lines depict portions of the USB hub in which the design is embodied that form no part of the claimed design.

1 Claim, 7 Drawing Sheets



(56)

References Cited

U.S. PATENT DOCUMENTS

11,146,013	B2	*	10/2021	Lee	H01R 13/639
D936,656	S	*	11/2021	Liao	D14/433
D936,657	S	*	11/2021	Zhang	D14/433
D938,414	S	*	12/2021	Giusti	D14/344

* cited by examiner

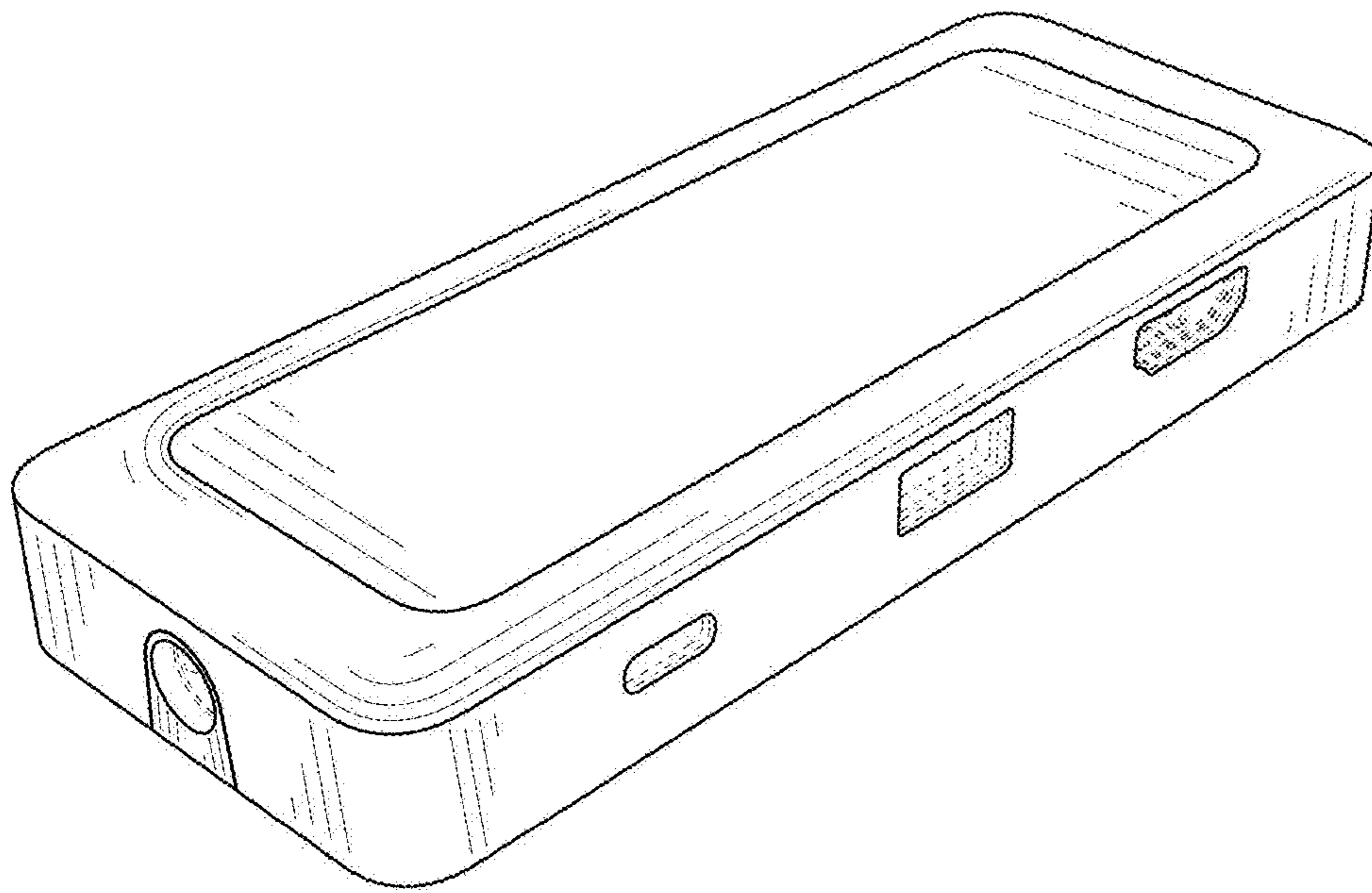


FIG. 1

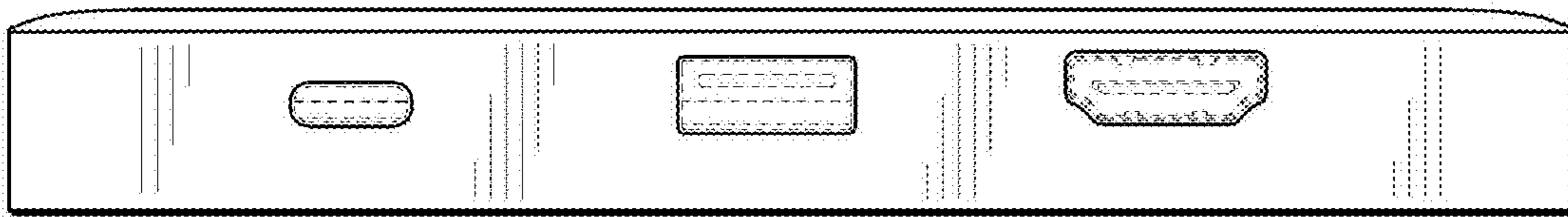


FIG. 2




FIG. 3

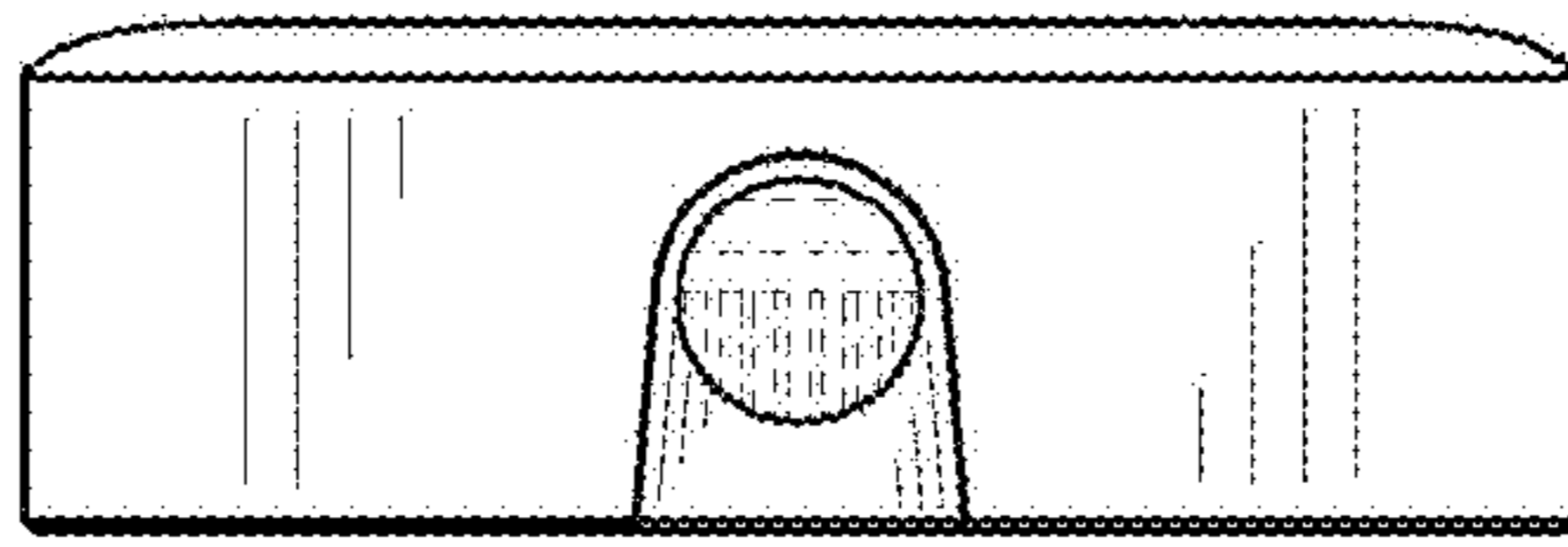


FIG. 4

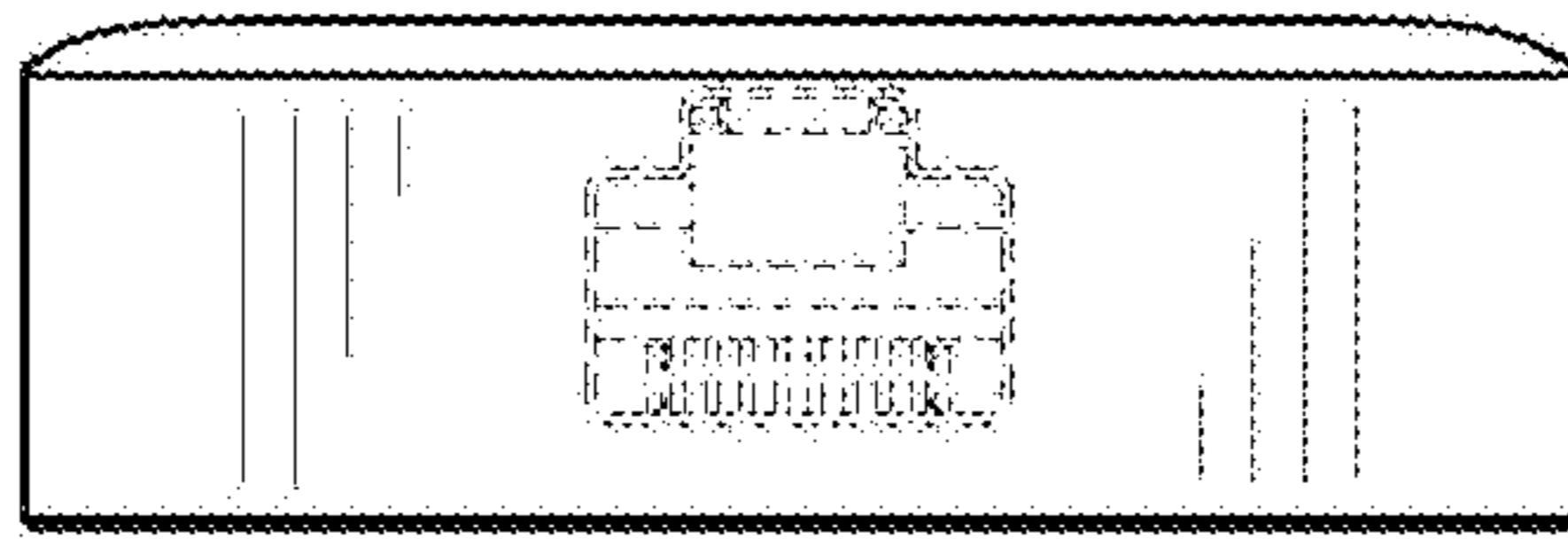


FIG. 5




FIG. 6




FIG. 7