



US00D957382S

(12) **United States Design Patent**
Song et al.

(10) **Patent No.:** **US D957,382 S**
(45) **Date of Patent:** **** Jul. 12, 2022**

(54) **ELECTRONIC DEVICE**

- (71) Applicant: **Samsung Electronics Co., Ltd.**, Suwon-si (KR)
- (72) Inventors: **Jun-Yong Song**, Suwon-si (KR);
Byoung-Jin Kim, Suwon-si (KR);
Jung-Hyun Choi, Suwon-si (KR);
Woo-Hyeok Jeong, Suwon-si (KR);
Eun-Soo Kim, Suwon-si (KR)
- (73) Assignee: **SAMSUNG ELECTRONICS CO., LTD.**, Suwon-si (KR)

- (**) Term: **15 Years**
- (21) Appl. No.: **29/803,393**
- (22) Filed: **Aug. 12, 2021**

Related U.S. Application Data

- (63) Continuation of application No. 29/730,440, filed on Apr. 3, 2020.

(30) **Foreign Application Priority Data**

- Nov. 20, 2019 (KR) 30-2019-0055428
- (51) **LOC (13) Cl.** **14-03**
- (52) **U.S. Cl.**
USPC **D14/248**
- (58) **Field of Classification Search**
USPC D14/341, 342, 345, 348, 426, 138 R,
D14/138 AA, 138 AB, 138 AC, 138 AD,
D14/138 C, 138 G, 203.1, 203.3, 203.4,
D14/203.7, 247, 248, 496; D10/50;
D21/330; D8/323, 325; D25/199
CPC G06F 3/041; G06F 3/0412; G06F 3/0488;
G06F 3/04883; G06F 1/1613; G06F
1/1686; G06F 1/1626; G06F 1/1692;
G06F

(Continued)

(56) **References Cited**

U.S. PATENT DOCUMENTS

- D854,527 S * 7/2019 Choi D14/248
 - D884,664 S * 5/2020 Kwon D14/138 AB
- (Continued)

OTHER PUBLICATIONS

Samsung Galaxy Z Flip, www.gsmarena.com, Feb. 14, 2020. https://www.gsmarena.com/samsung_galaxy_z_flip-10054.php (Year: 2020).*

(Continued)

Primary Examiner — Llorelys Martinez
Assistant Examiner — Kwabena A. Ankobiah
(74) *Attorney, Agent, or Firm* — McAndrews Held & Malloy, Ltd.

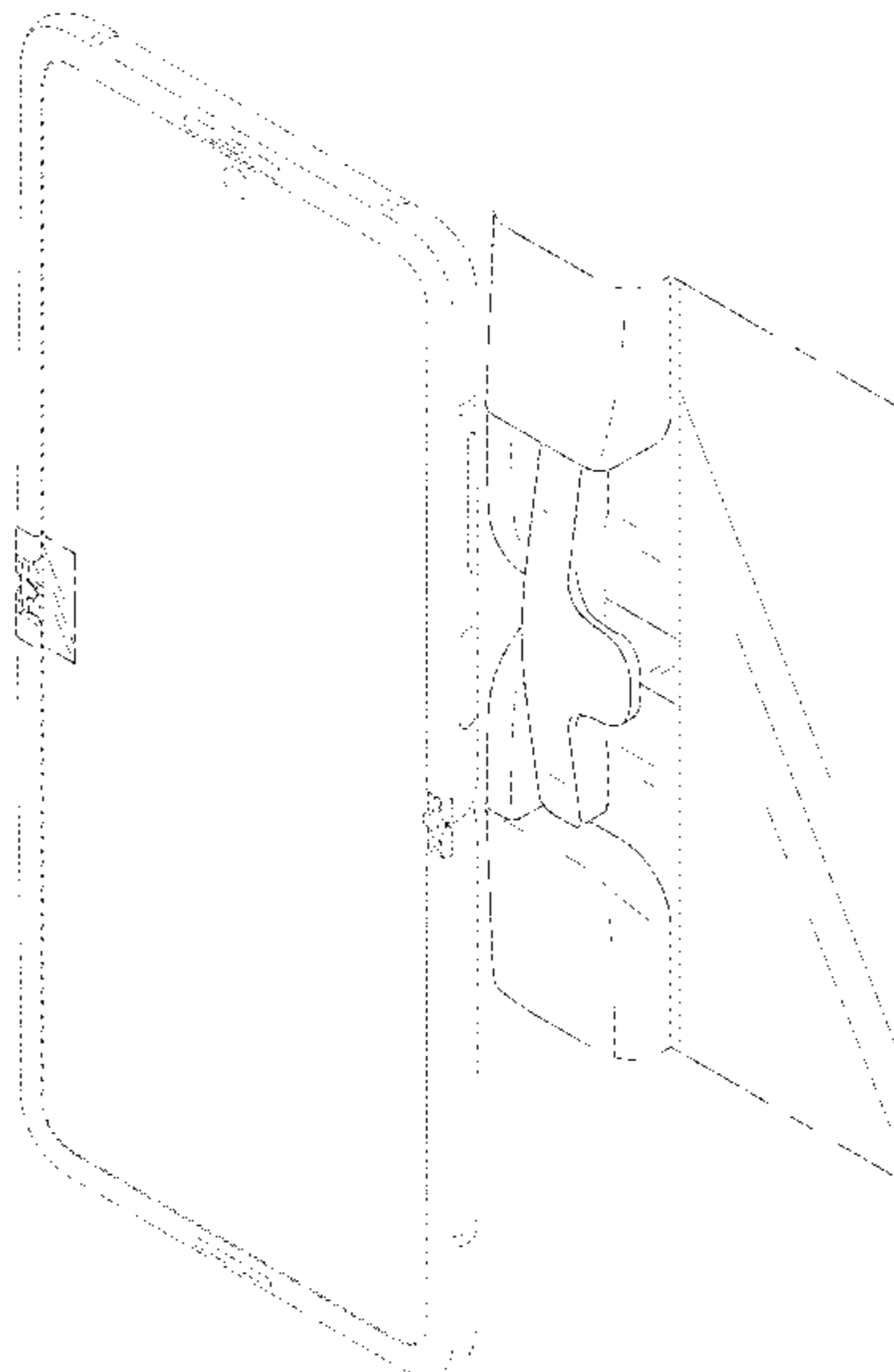
(57) **CLAIM**

The ornamental design for an electronic device, as shown and described.

DESCRIPTION

FIG. 1 is a front perspective view of an electronic device showing our new design;
FIG. 2 is a front elevation view thereof;
FIG. 3 is a rear elevation view thereof;
FIG. 4 is a left side elevation view thereof;
FIG. 5 is a right side elevation view thereof;
FIG. 6 is a top plan view thereof;
FIG. 7 is a bottom plan view thereof;
FIG. 8 is an enlarged front perspective view thereof; and,
FIG. 9 is an enlarged front elevation view thereof.
The dashed broken lines in FIGS. 1-7 illustrate portions of the electronic device that form no part of the claimed design. The dot-dash broken lines encircling a portion of the electronic device in FIGS. 1, 2, 8 and 9 define the boundaries of the claimed design and form no part thereof.

1 Claim, 9 Drawing Sheets



(58) **Field of Classification Search**

CPC 2200/1633; H04M 1/0283; H04M 1/0279;
H04M 1/0202; H04M 1/0266; H04M
1/027

See application file for complete search history.

(56) **References Cited**

U.S. PATENT DOCUMENTS

D905,030 S * 12/2020 Seo D14/248
D910,609 S * 2/2021 Kim D14/248
D926,183 S * 7/2021 Lim D14/341

OTHER PUBLICATIONS

Samsung Galaxy Z Flip Review, www.theverge.com, Feb. 21, 2020.
<https://www.theverge.com/2020/2/21/21146465/samsung-galaxy-z-flip-review-folding-glass-flip-phone-screen-camera-price> (Year: 2020).*

Galaxy Z Flip Design & Specs Rumors, www.samma3a.com, Feb. 9, 2020. <https://www.samma3a.com/tech/en/galaxy-z-flip-rumors/> (Year: 2020).*

Motorola Razr (2020) Review, www.theverge.com, Oct. 28, 2020.
<https://www.theverge.com/21536546/motorola-razr-2020-review-5g-folding-flip> (Year: 2020).*

* cited by examiner

FIG. 1

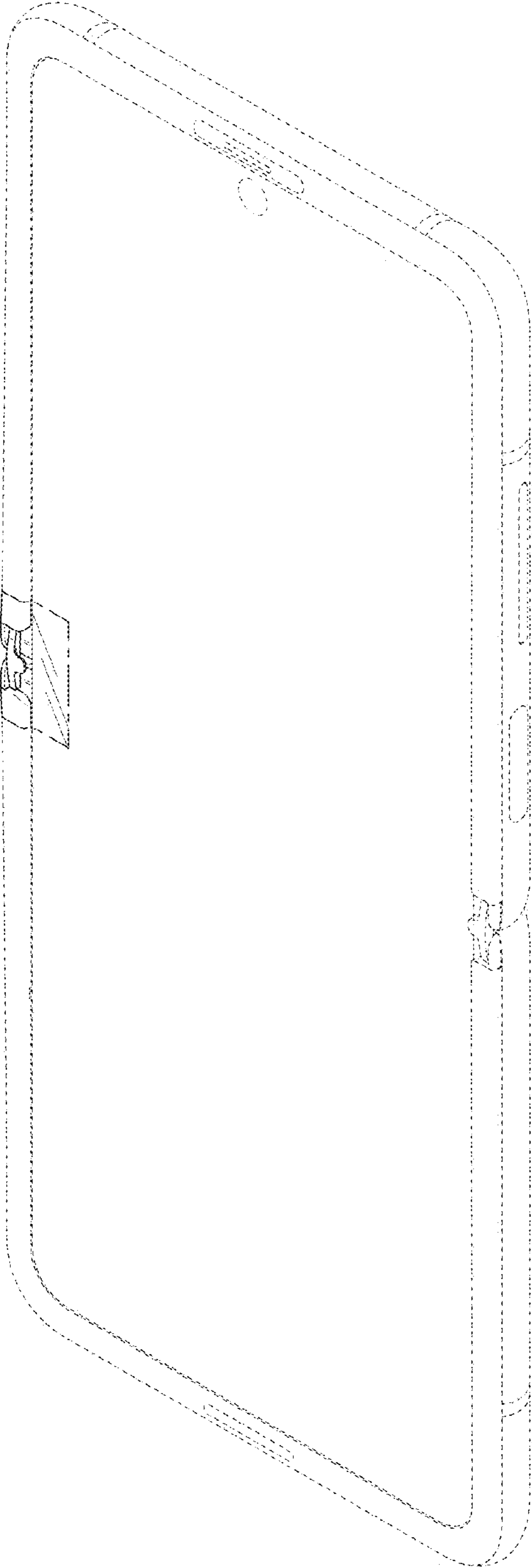


FIG. 2

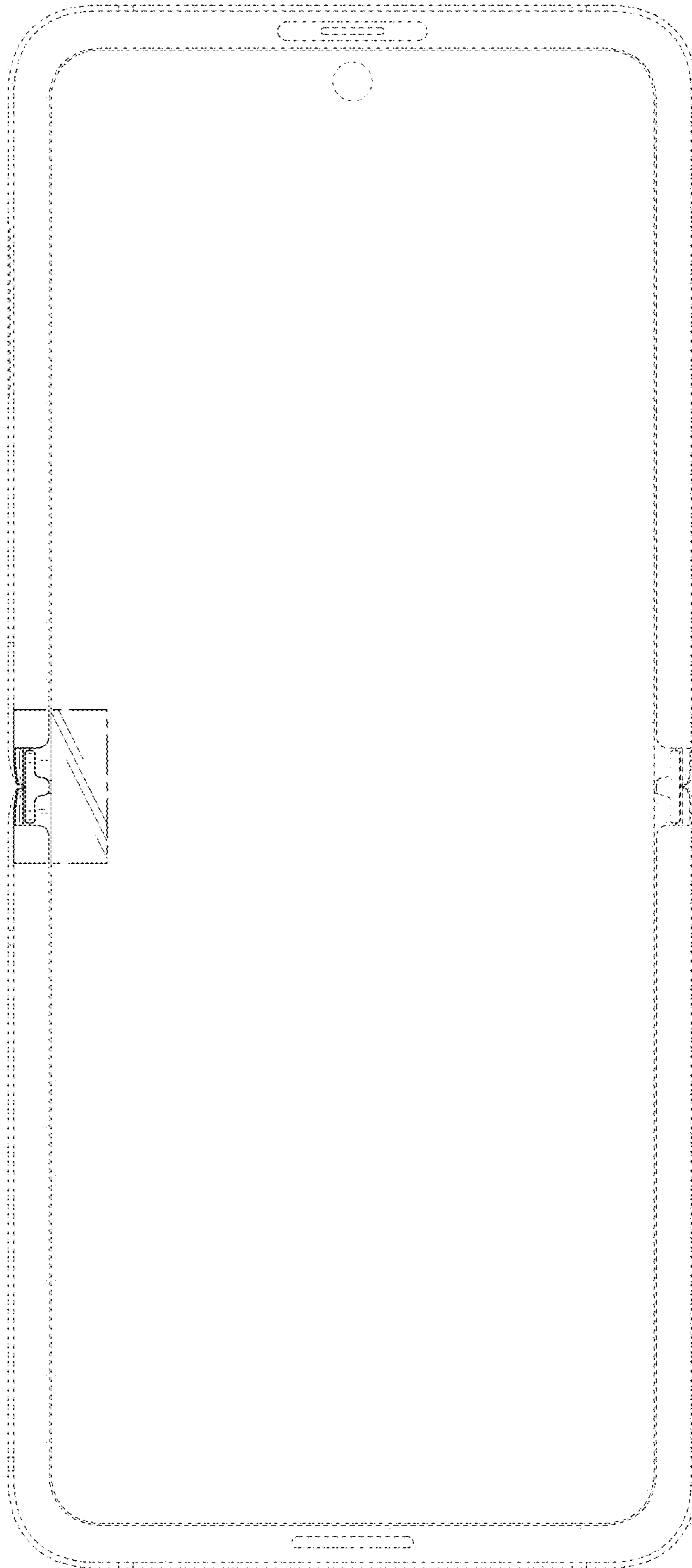


FIG. 3




FIG. 4

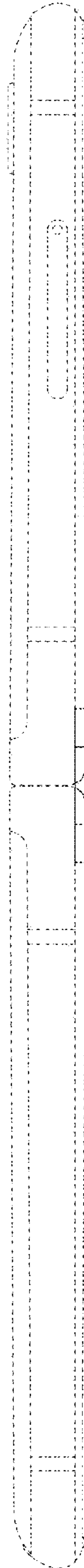


FIG. 5



FIG. 6




FIG. 7

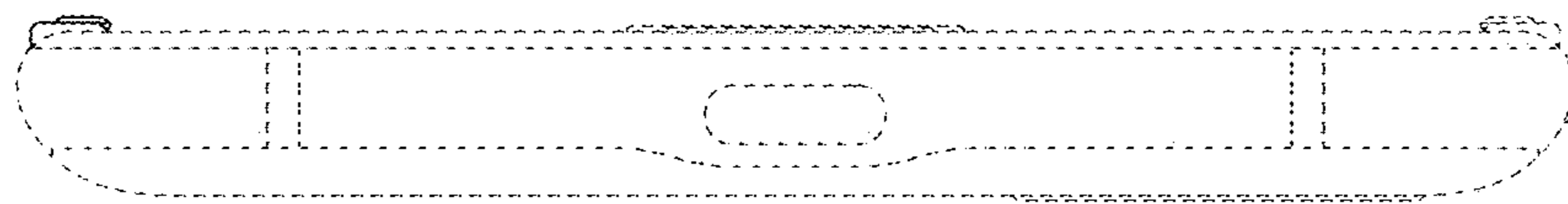


FIG. 8

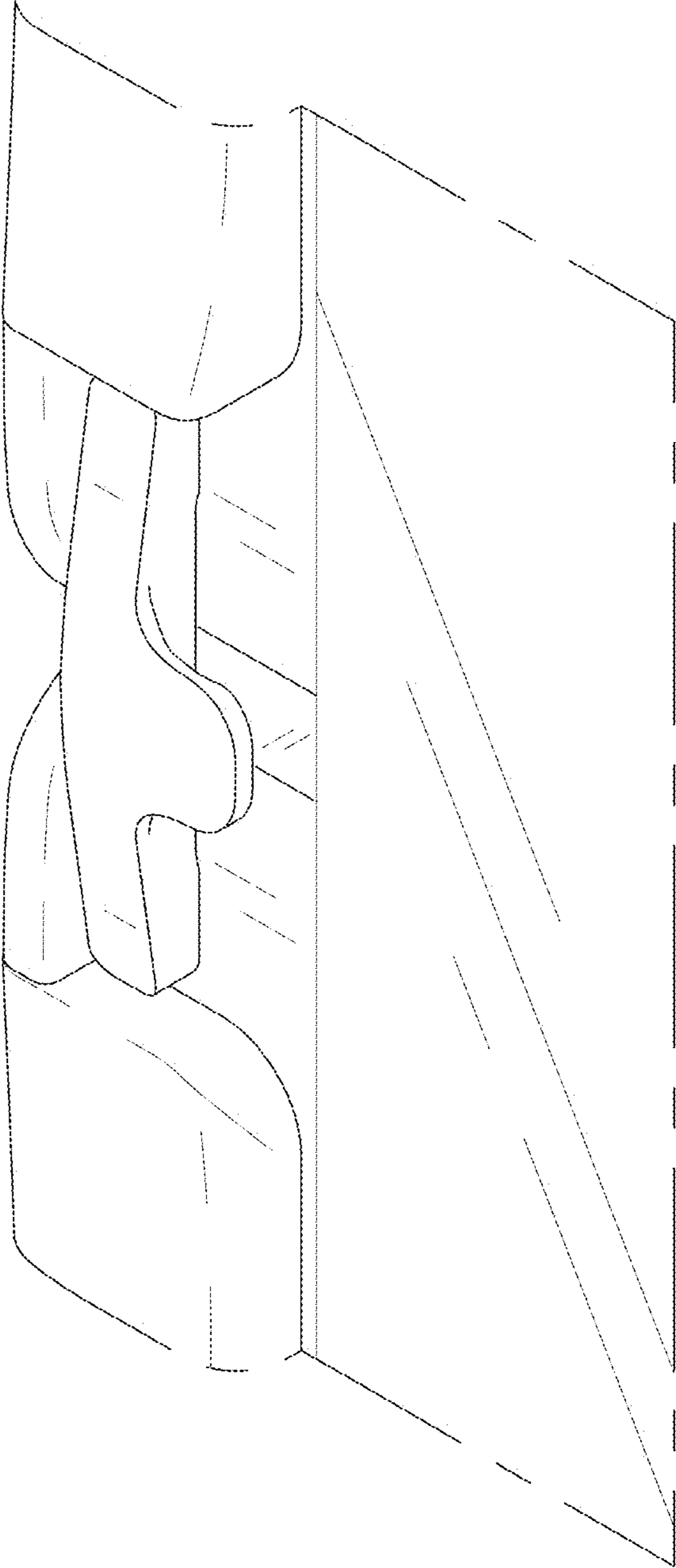


FIG. 9

