



US00D957356S

(12) **United States Design Patent**
Miller et al.

(10) **Patent No.:** **US D957,356 S**
(45) **Date of Patent:** **** Jul. 12, 2022**

(54) **HIGH AMPERAGE STATIC TRANSFER SWITCH**

(71) Applicant: **ABB Schweiz AG**, Baden (CH)

(72) Inventors: **Taylor Miller**, Henrico, VA (US);
Thomas Kendzia, III, Henrico, VA (US);
Christopher Alan Belcastro, Mechanicsville, VA (US)

(73) Assignee: **ABB SCHWEIZ AG**, Baden (CH)

(**) Term: **15 Years**

(21) Appl. No.: **29/749,209**

(22) Filed: **Sep. 3, 2020**

(51) **LOC (13) Cl.** **13-03**

(52) **U.S. Cl.**
USPC **D13/184**

(58) **Field of Classification Search**
USPC D13/158, 163, 184, 199
CPC ... H02B 1/01; H02B 1/26; H02B 1/30; H02B 1/306; H02B 1/38; H02B 1/56; H05K 5/00; H05K 5/0004; H05K 5/0008; H05K 5/0017; H05K 5/03; H05K 5/04; H05K 7/1432; H05K 7/03; H01F 27/02
See application file for complete search history.

(56) **References Cited**

U.S. PATENT DOCUMENTS

3,725,746	A *	4/1973	Carroll	H02B 1/30 361/624
4,528,614	A *	7/1985	Shariff	H05K 7/20009 361/678
5,481,429	A *	1/1996	Eriksson	H02B 1/56 361/678
6,069,787	A *	5/2000	Wilkie, II	H02B 1/30 312/348.3
6,088,219	A *	7/2000	Yanniello	H02B 11/02 174/67

7,726,751	B2 *	6/2010	Bergmann	E05B 65/02 312/222
7,821,774	B2 *	10/2010	Josten	H02B 13/025 361/601
7,952,857	B1 *	5/2011	Motley	H02B 13/025 361/678

(Continued)

Primary Examiner — Selina Sikder

(74) *Attorney, Agent, or Firm* — Greenberg Traurig, LLP

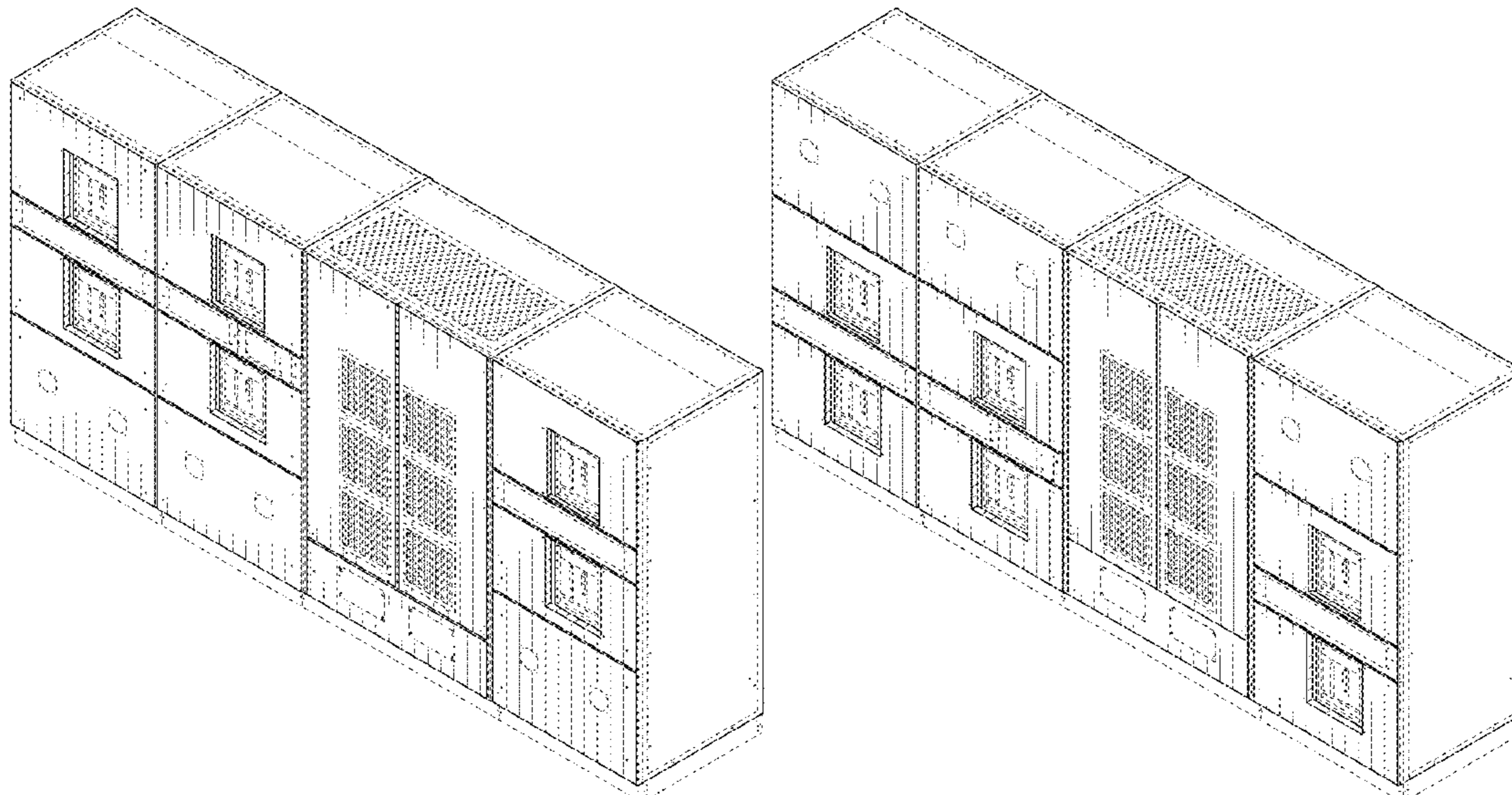
(57) **CLAIM**

The ornamental design for a high amperage static transfer switch, as shown and described.

DESCRIPTION

FIG. 1 is a front perspective view of a first embodiment of a high amperage static transfer switch; FIG. 2 is a front elevation view thereof; FIG. 3 is a rear view thereof; FIG. 4 is a left side view thereof; FIG. 5 is a right side view thereof; FIG. 6 is a top view thereof; and FIG. 7 is a bottom side view thereof. FIG. 8 is a front perspective view of a second embodiment of a high amperage static transfer switch; and FIG. 9 is a front elevation view thereof. Other views for this embodiment are the same as shown in FIGS. 3-7. FIG. 10 is a front perspective view of a third embodiment of a high amperage static transfer switch; and FIG. 11 is a front elevation view thereof. Other views for this embodiment are the same as shown in FIGS. 3-7. FIG. 12 is a front perspective view of a fourth embodiment of a high amperage static transfer switch; and, FIG. 13 is a front elevation view thereof. Other views for this embodiment are the same as shown in FIGS. 3-7. The broken lines shown in the figures are for the purpose of illustrating portions of the high amperage static transfer switch that form no part of the claimed design.

1 Claim, 11 Drawing Sheets



(56)

References Cited

U.S. PATENT DOCUMENTS

8,020,950 B2 * 9/2011 Reuter E05C 3/30
312/220
D646,239 S * 10/2011 Chandler, Jr. D14/308
D651,982 S * 1/2012 Karandikar H02B 13/025
D13/184
D691,088 S * 10/2013 Helosvuori D13/158
8,733,855 B2 * 5/2014 Josten H02B 13/025
361/600
9,007,746 B2 * 4/2015 Rajvanshi H02B 1/565
165/122
9,214,271 B2 * 12/2015 Ballard H01F 27/02
9,608,413 B2 * 3/2017 Kubota H02B 1/202
D813,183 S * 3/2018 Guentert D13/184
D822,630 S * 7/2018 Zheng D13/184
10,218,158 B1 * 2/2019 Wiant H02B 1/306
10,297,986 B2 * 5/2019 Johnson H02B 1/565
10,305,262 B2 * 5/2019 Johnson H02B 1/306
10,326,259 B2 * 6/2019 Bellows H02B 1/30
10,431,963 B2 * 10/2019 Rajauria H02B 1/30
10,530,134 B2 * 1/2020 Ma H02B 1/20
10,622,790 B2 * 4/2020 Kim H02B 1/30
10,784,660 B1 * 9/2020 Rajvanshi H02B 1/202
D908,649 S * 1/2021 Jauhonen D13/184
10,897,124 B2 * 1/2021 Pop H02B 1/306
D914,622 S * 3/2021 Reese D13/184
2013/0107464 A1 * 5/2013 Lin H05K 7/1432
361/725
2016/0372896 A1 * 12/2016 Strong H02B 1/06

* cited by examiner

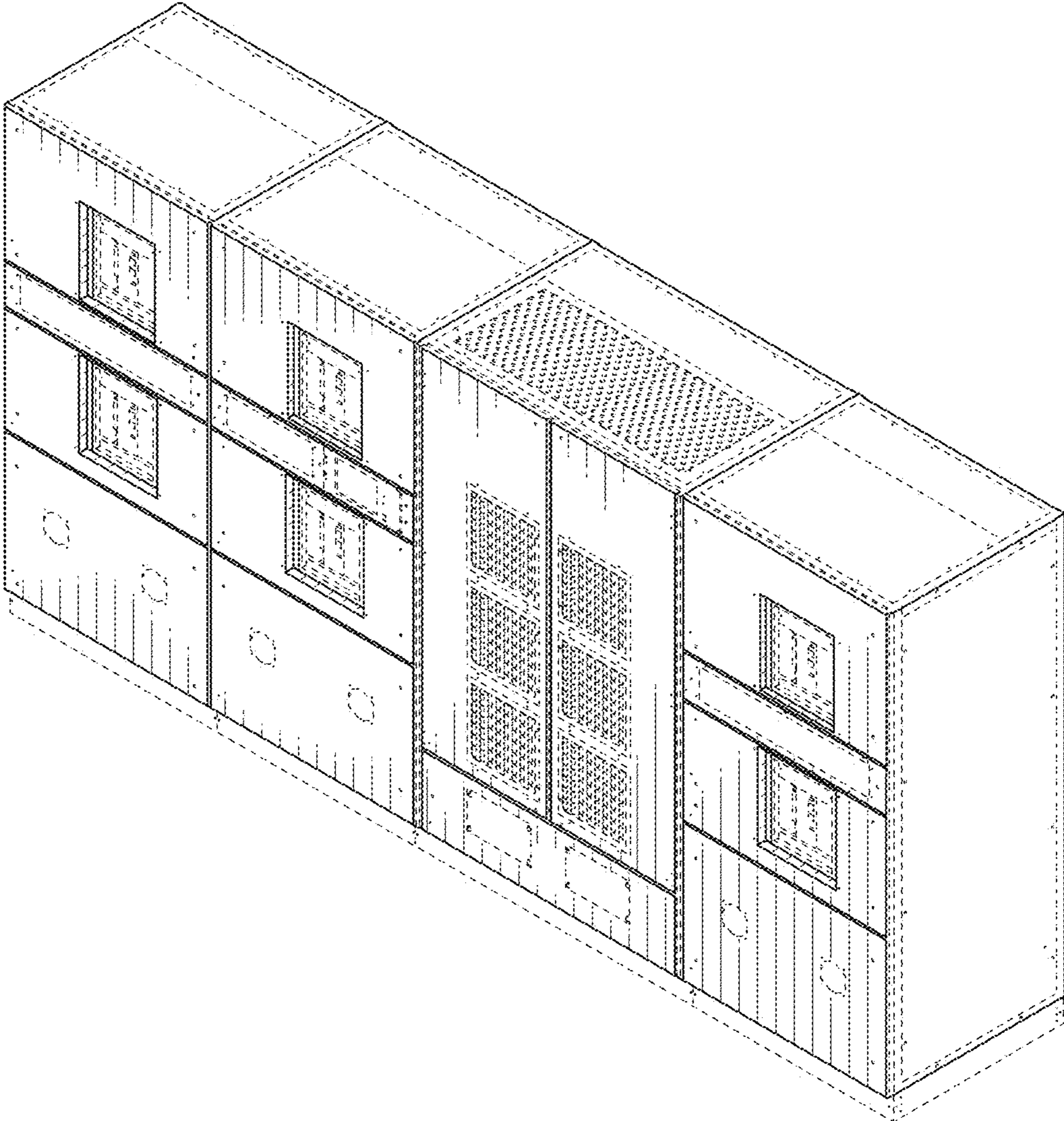


FIG. 1

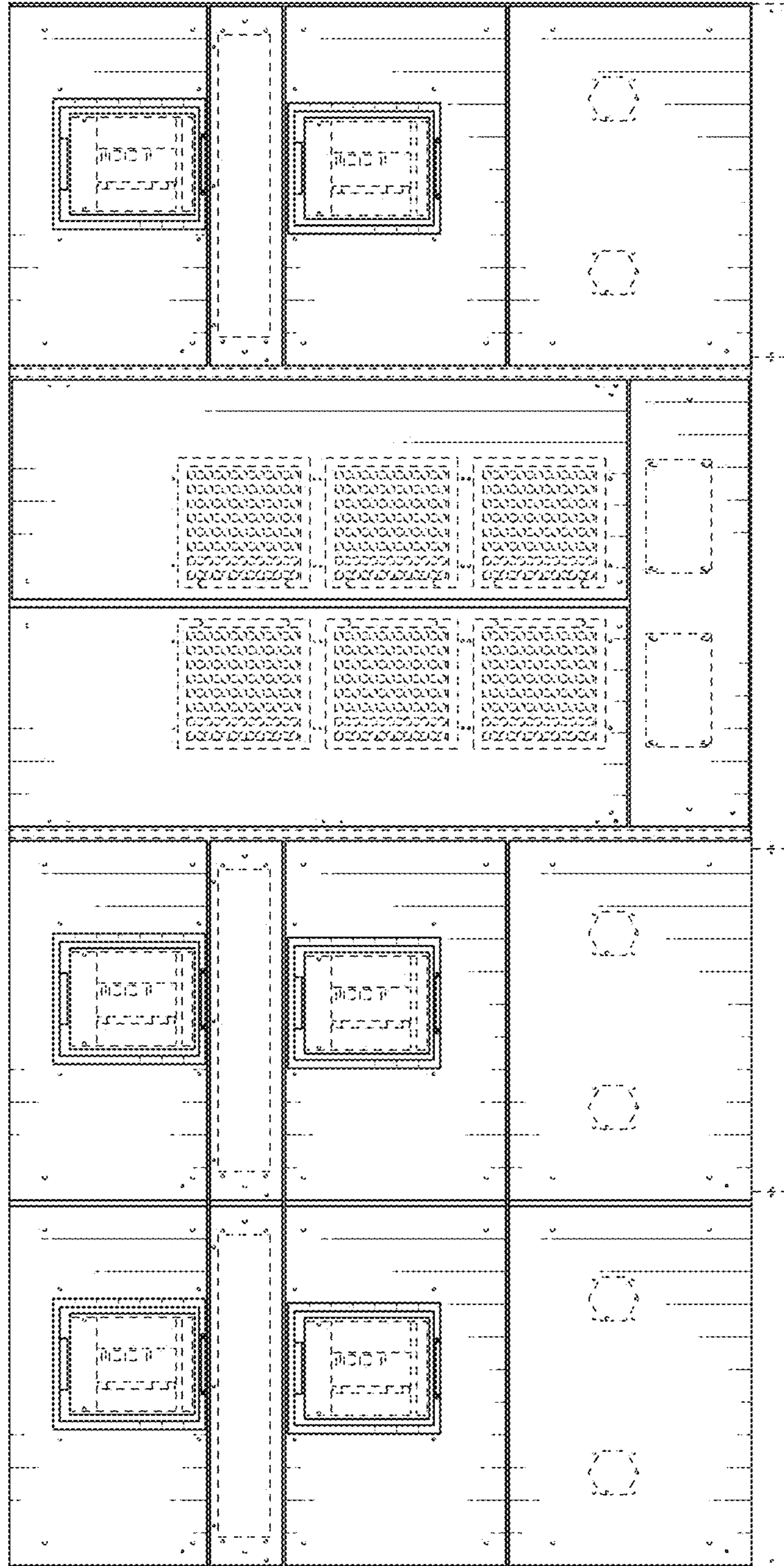


FIG. 2




FIG. 3




FIG. 4




FIG. 5

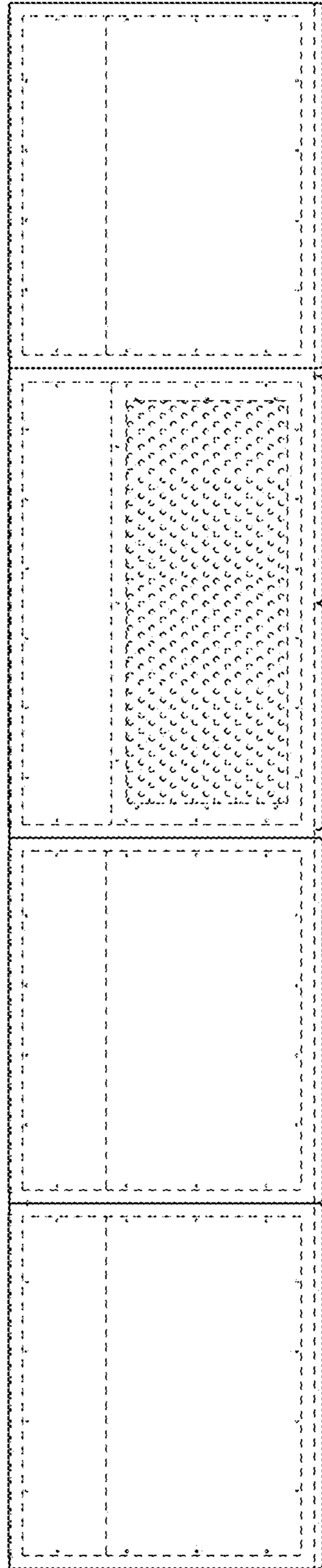


FIG. 6

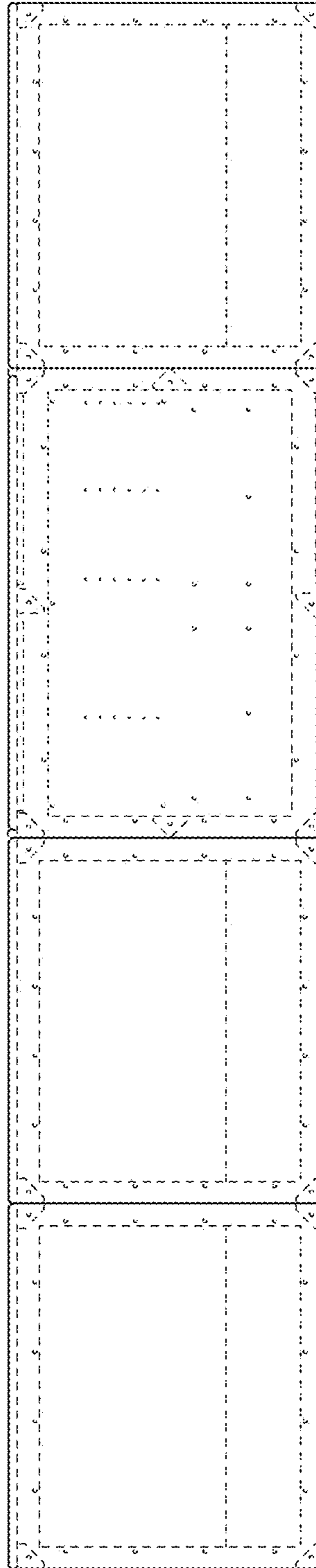


FIG. 7

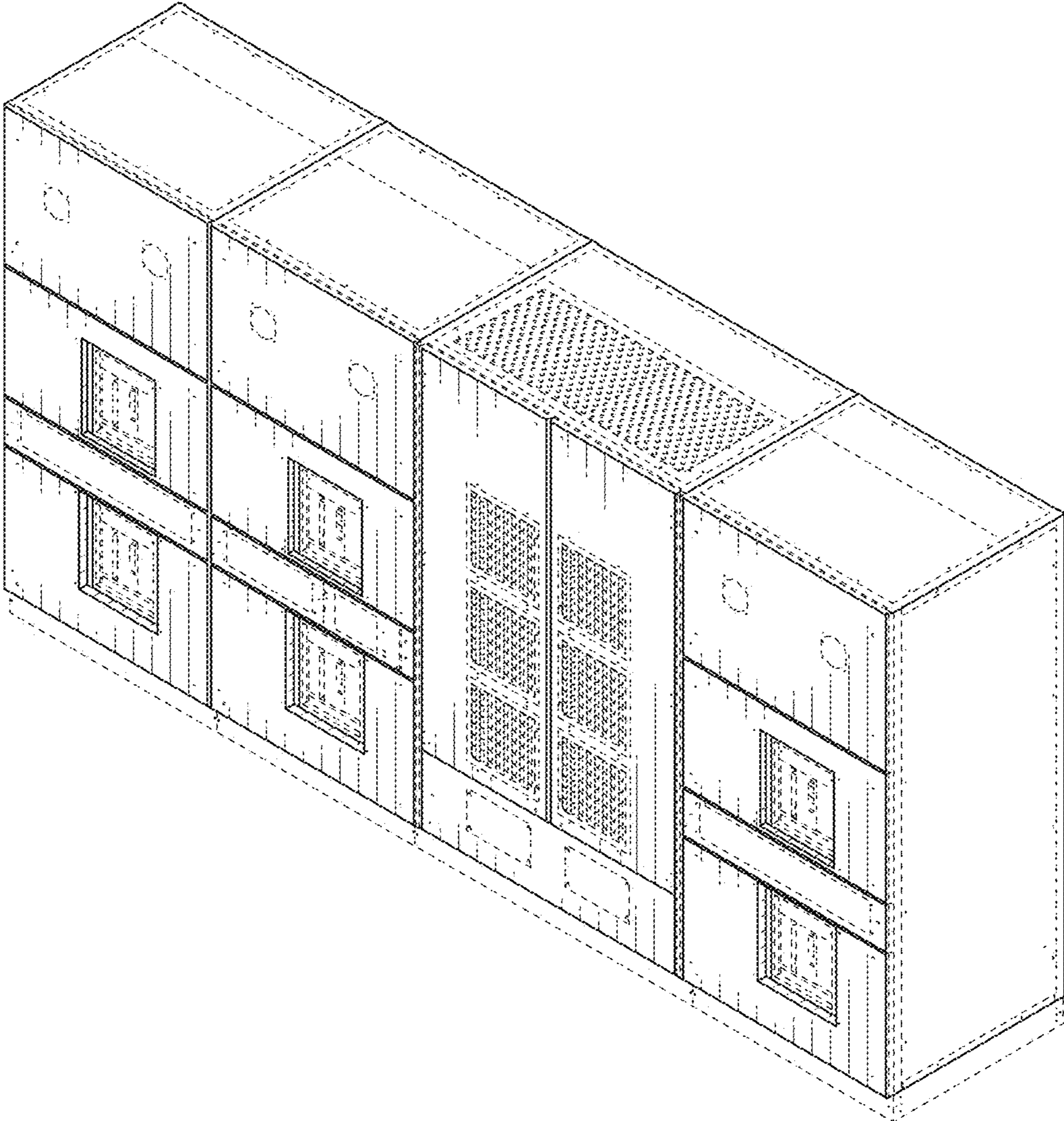


FIG. 8

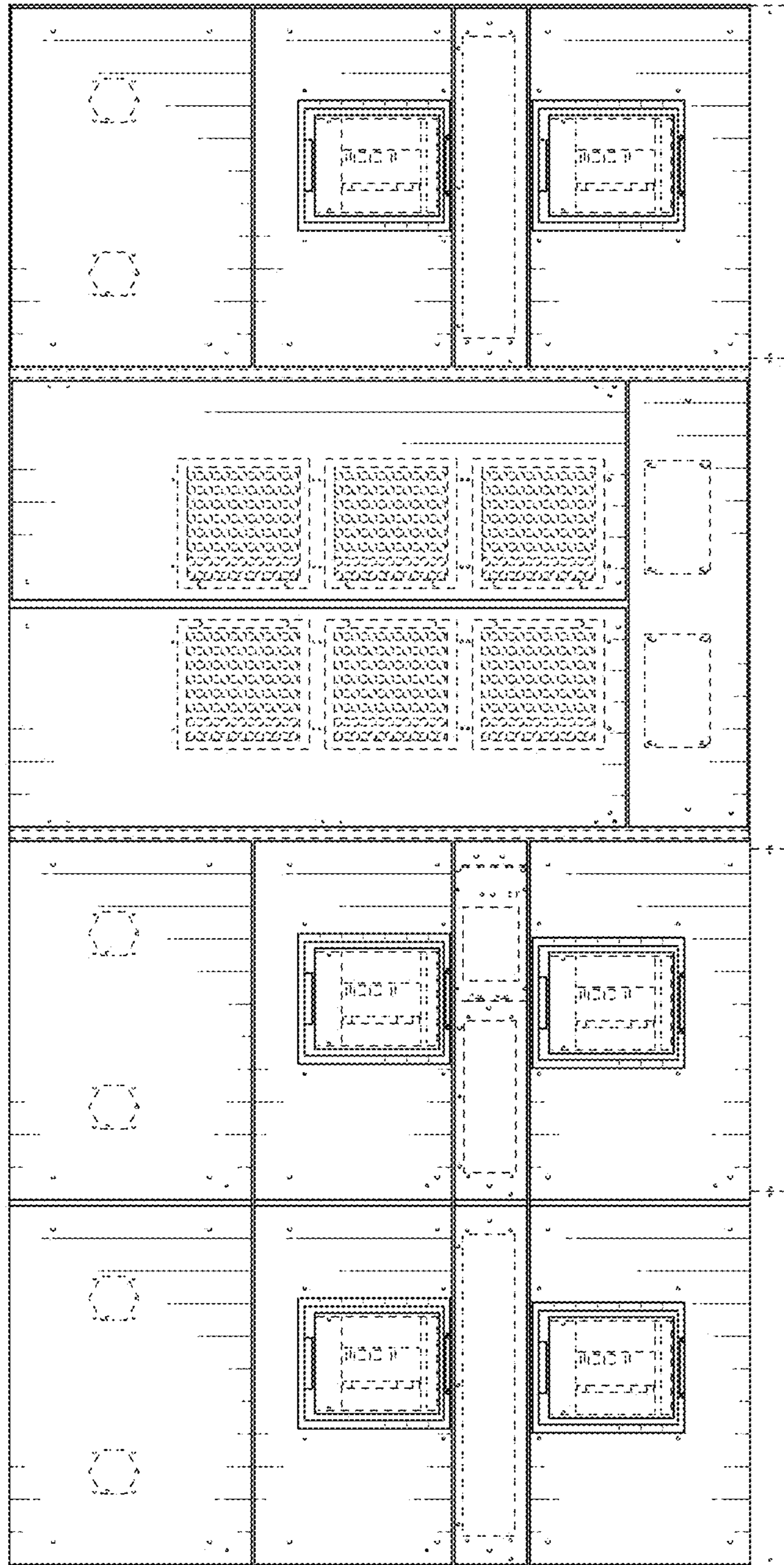


FIG. 9

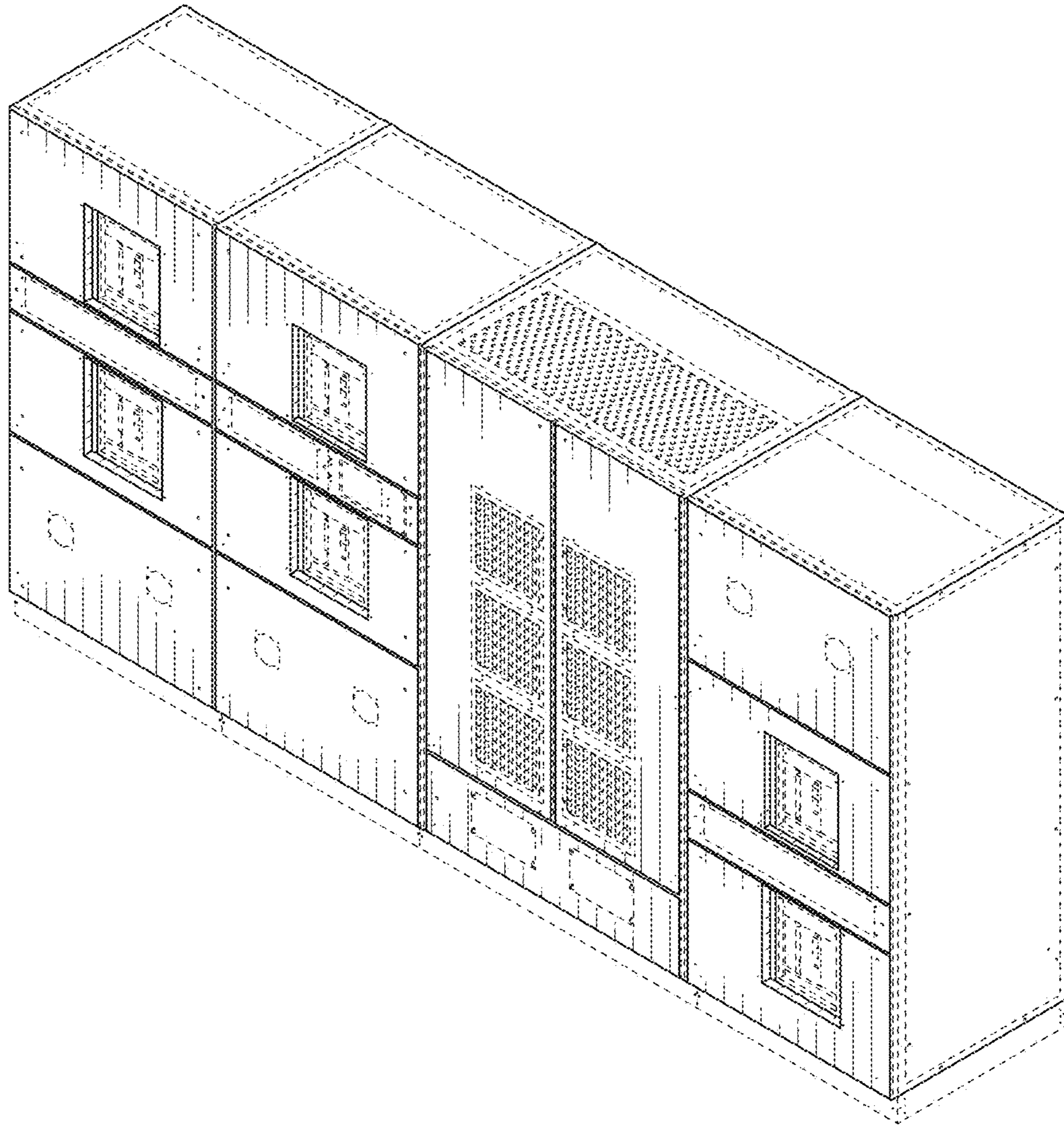


FIG. 10

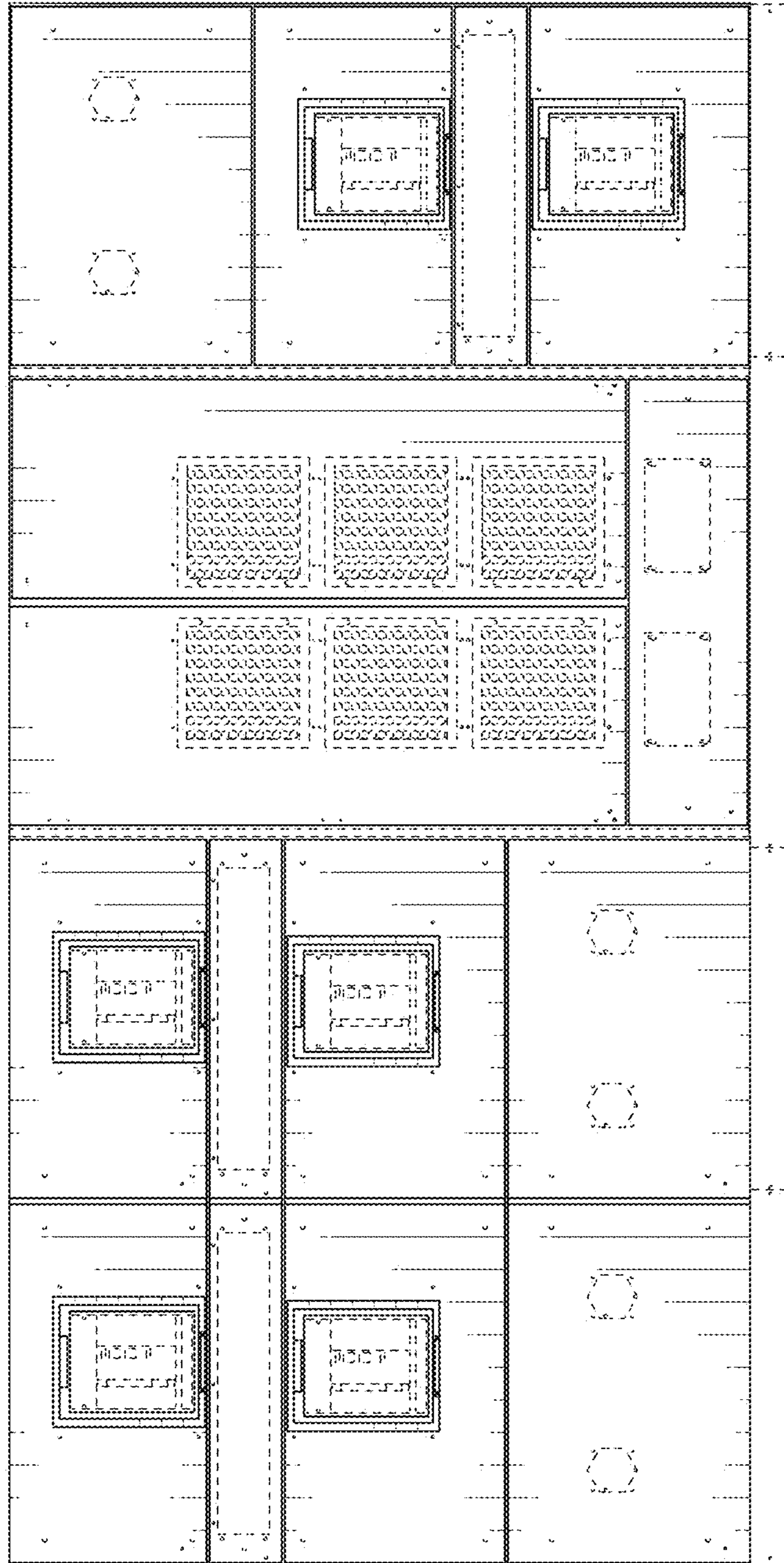


FIG. 11

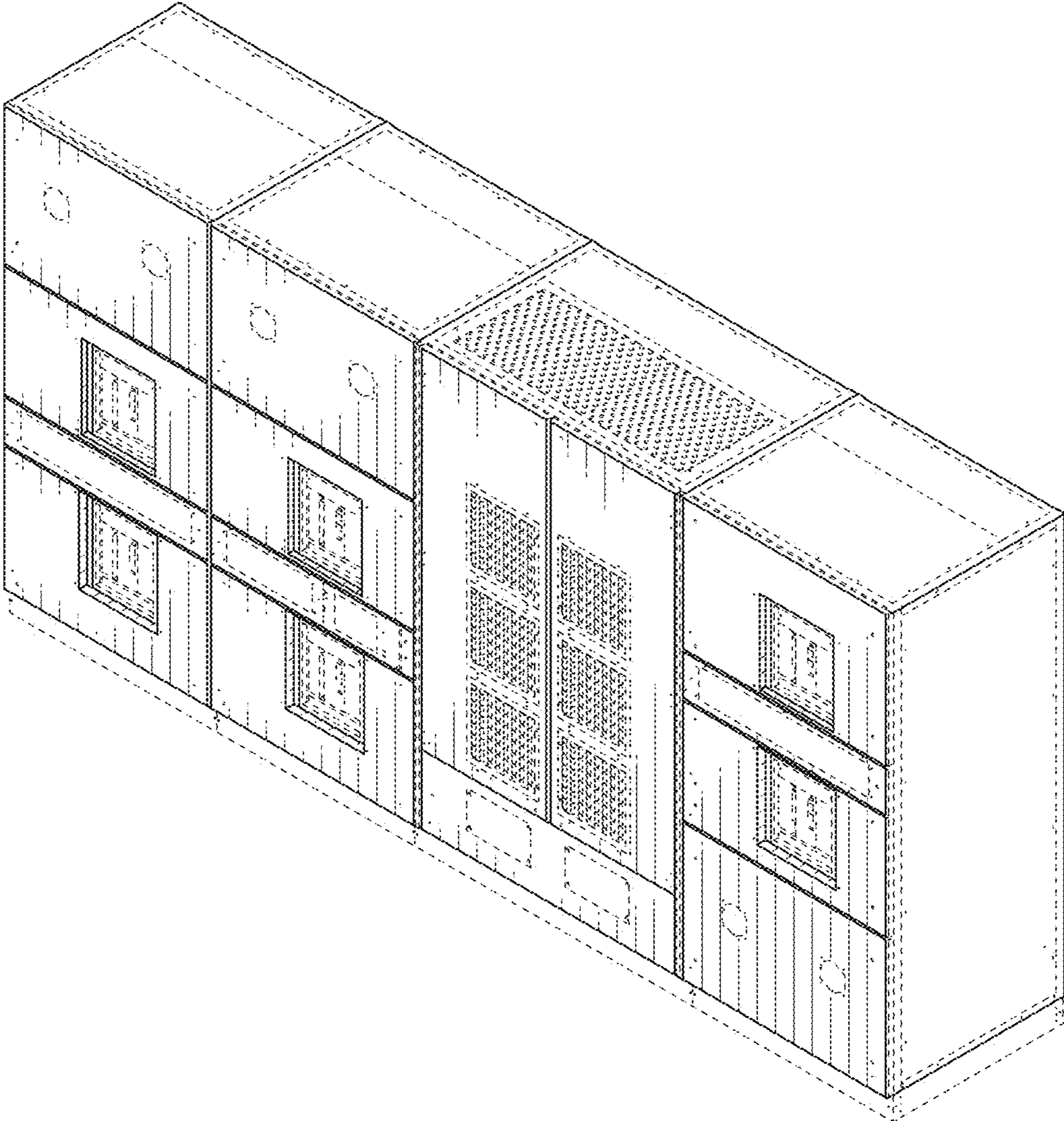


FIG. 12

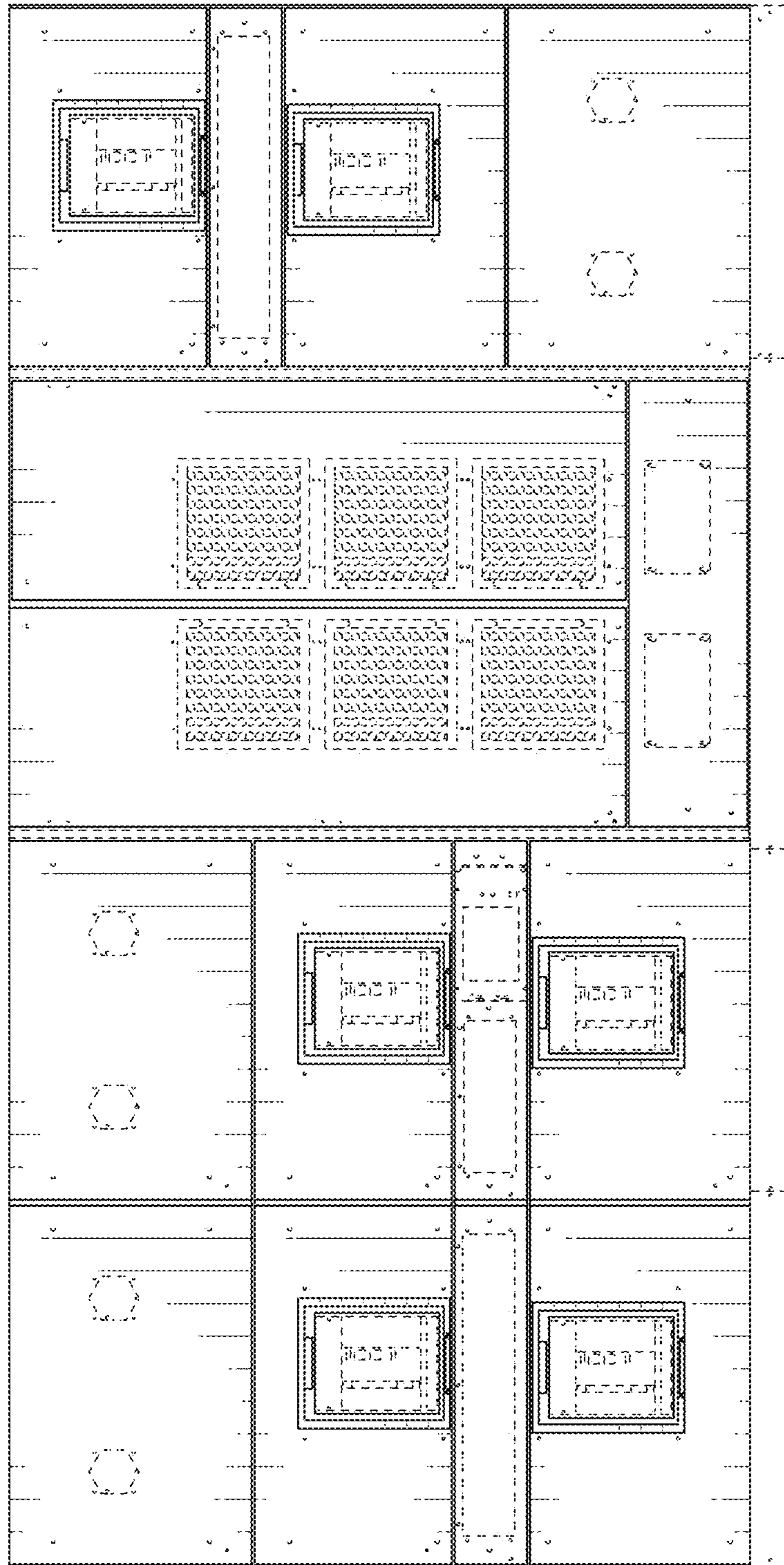


FIG. 13