



US00D957315S

(12) **United States Design Patent**
Geng et al.

(10) **Patent No.:** **US D957,315 S**

(45) **Date of Patent:** **** Jul. 12, 2022**

(54) **LAWN TIRE**

(71) Applicant: **HEBEI WANDA TYRE CO., LTD.**,
Hebei (CN)

(72) Inventors: **Peng Geng**, Tianjin (CN); **Kaiyun Song**, Tianjin (CN)

(73) Assignee: **HEBEI WANDA TYRE CO., LTD.**,
Xingtai (CN)

(**) Term: **15 Years**

(21) Appl. No.: **29/739,062**

(22) Filed: **Jun. 22, 2020**

(30) **Foreign Application Priority Data**

Apr. 17, 2020 (CN) 202030157243.2

(51) **LOC (13) Cl.** **12-15**

(52) **U.S. Cl.**
USPC **D12/579**

(58) **Field of Classification Search**
USPC D12/568-605, 900
CPC Y10T 152/10027; B60C 1/0016; B60C
11/0306; B60C 11/0302; B60C 3/06;
B60C 9/17

See application file for complete search history.

(56) **References Cited**

U.S. PATENT DOCUMENTS

D556,123 S * 11/2007 Shibuya D12/579
D729,150 S * 5/2015 Jacobs D12/579

D751,974 S * 3/2016 Green D12/579
D761,721 S * 7/2016 Kuwano D12/579
D762,161 S * 7/2016 Wang D12/600
D780,098 S * 2/2017 Sareen D12/579
D868,679 S * 12/2019 Geng D12/579
D885,316 S * 5/2020 Geng D12/579
D886,031 S * 6/2020 Geng D12/579
D894,820 S * 9/2020 Shi D12/579

* cited by examiner

Primary Examiner — John A Voytek

(57) **CLAIM**

The ornamental design for a lawn tire, as shown and described.

DESCRIPTION

FIG. 1 is a perspective view of a lawn tire showing our new design;

FIG. 2 is another perspective view thereof;

FIG. 3 is a front elevation view thereof;

FIG. 4 is a back elevation view thereof;

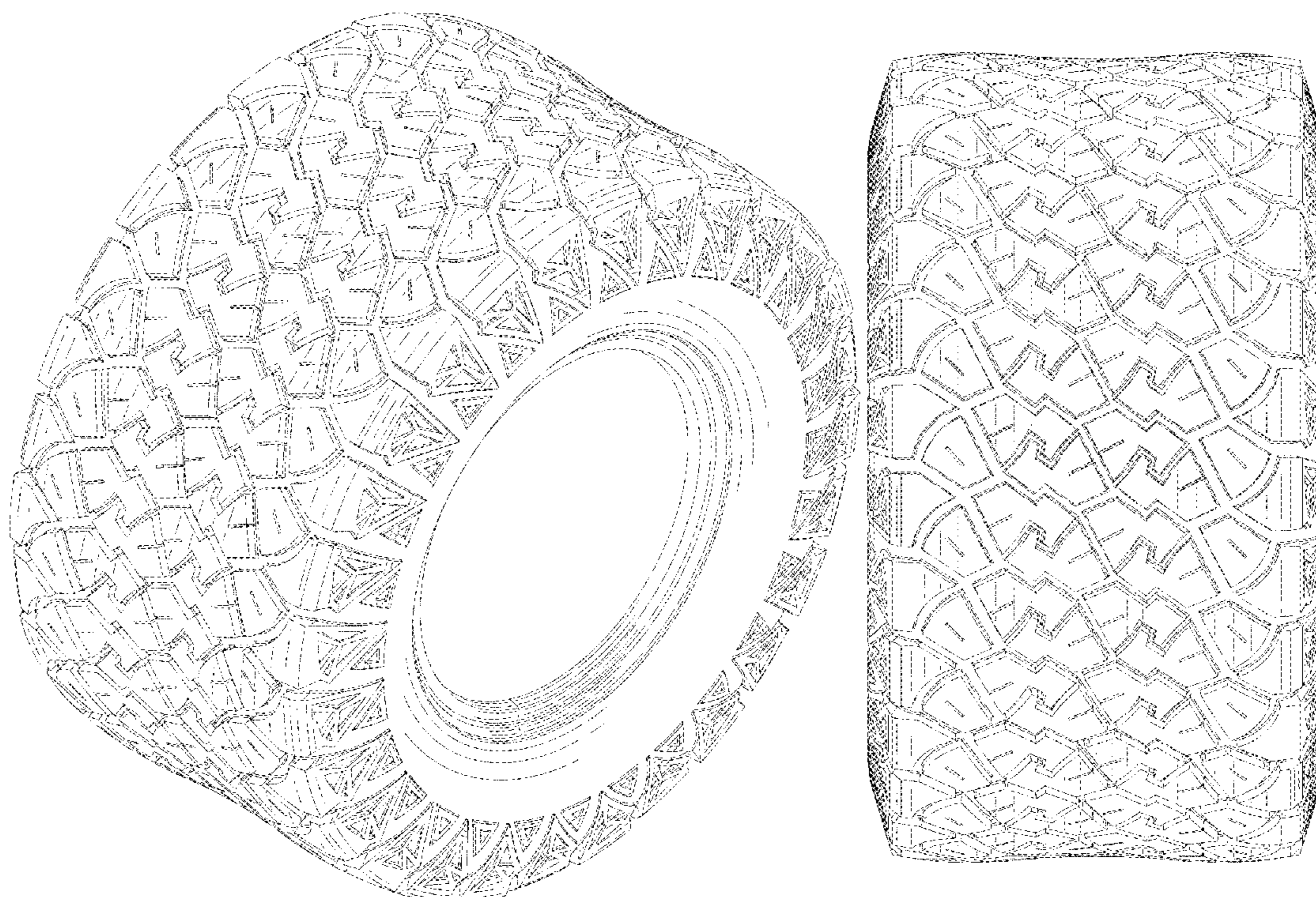
FIG. 5 is a left side view thereof;

FIG. 6 is a right side view thereof;

FIG. 7 is a top plan view thereof; and,

FIG. 8 is a bottom plan view thereof.

1 Claim, 8 Drawing Sheets



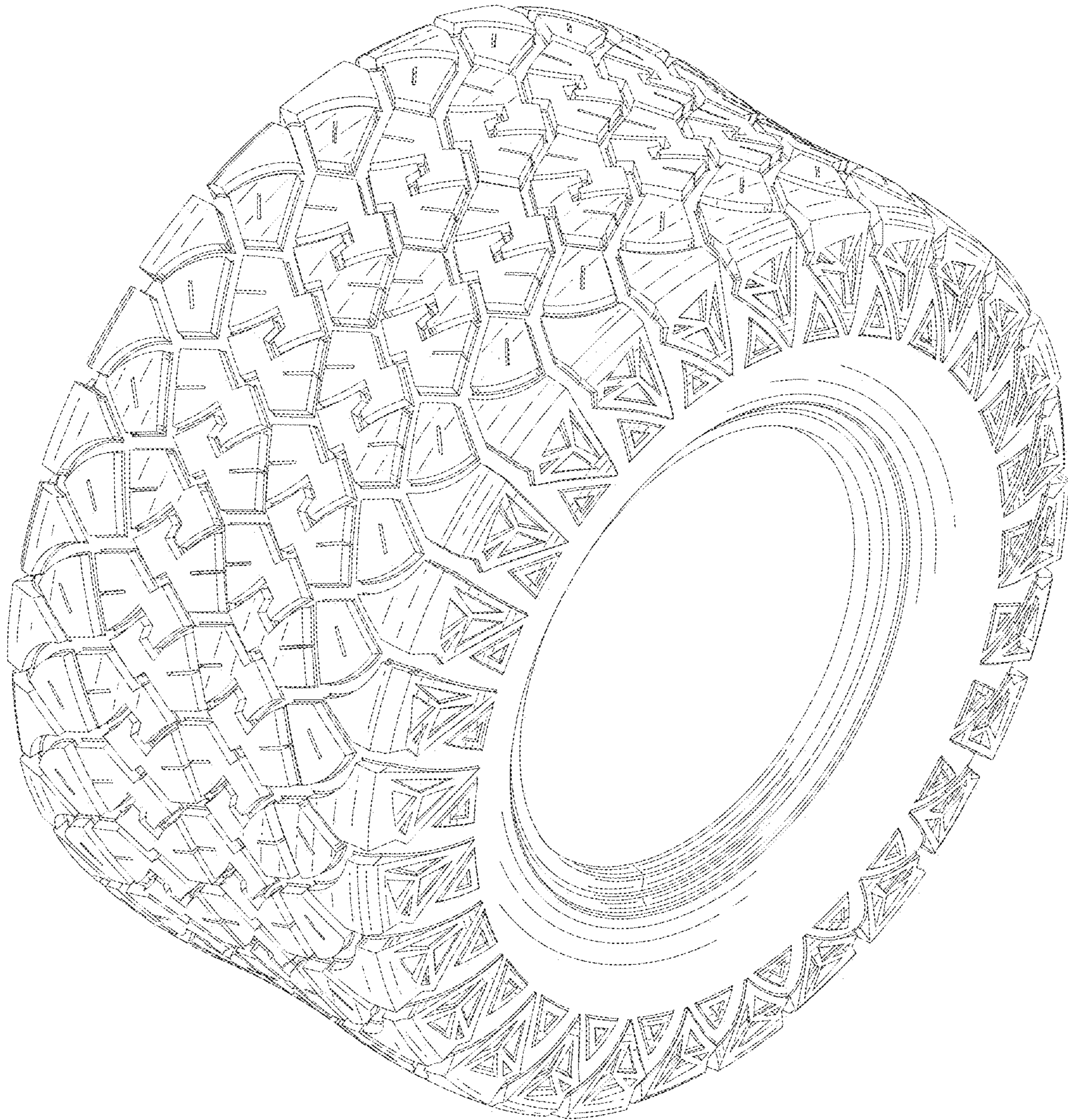


FIG. 1

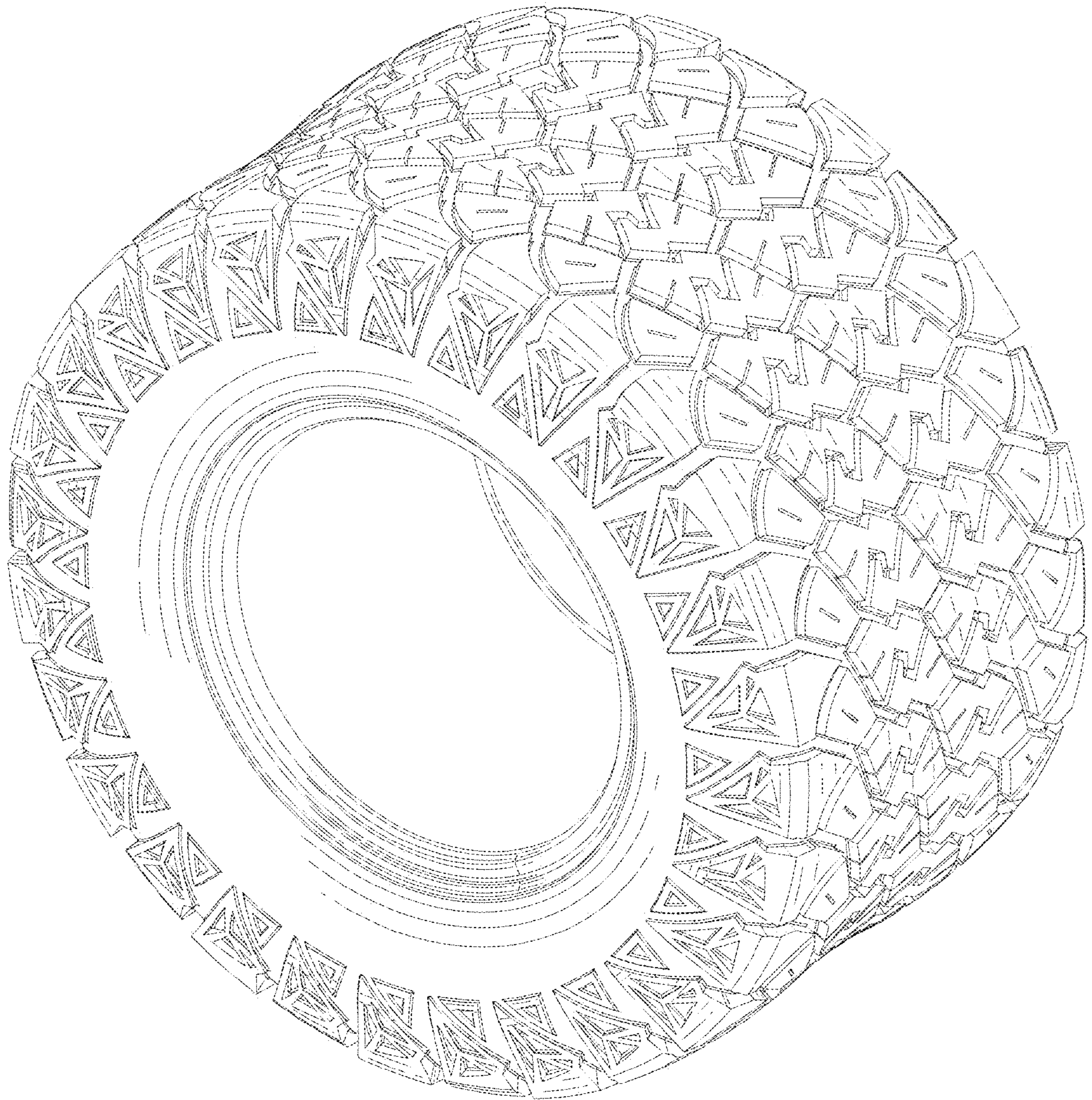


FIG. 2

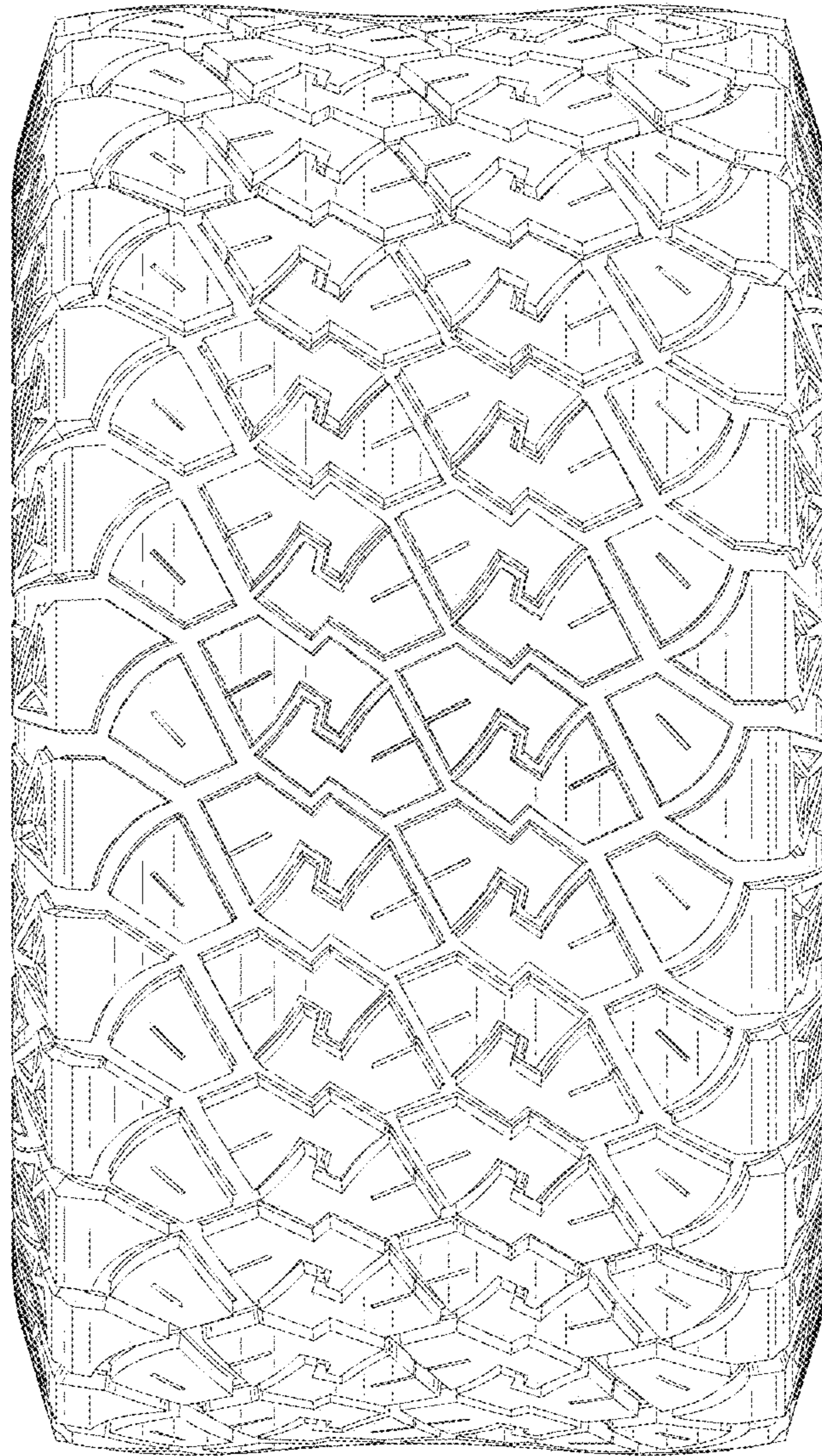


FIG. 3




FIG. 4




FIG. 5




FIG. 6




FIG. 7




FIG. 8